



US00D906813S

(12) **United States Design Patent**
Kapolas

(10) **Patent No.:** **US D906,813 S**
(45) **Date of Patent:** **** Jan. 5, 2021**

- (54) **LID**
- (71) Applicant: **Silgan White Cap LLC**, Downers Grove, IL (US)
- (72) Inventor: **William J. Kapolas**, Palatine, IL (US)
- (73) Assignee: **Silgan White Cap LLC**, Downers Grove, IL (US)
- (**) Term: **15 Years**
- (21) Appl. No.: **29/736,419**
- (22) Filed: **May 29, 2020**

D471,813 S 3/2003 Shenkar
 D543,107 S 5/2007 Reed et al.
 D543,108 S 5/2007 Reed et al.
 (Continued)

Related U.S. Application Data

- (62) Division of application No. 29/701,599, filed on Aug. 13, 2019, now Pat. No. Des. 888,555, which is a division of application No. 29/625,450, filed on Nov. 9, 2017, now Pat. No. Des. 861,485, which is a division of application No. 29/564,592, filed on May 13, 2016, now Pat. No. Des. 805,900.
- (51) **LOC (13) Cl.** **09-07**
- (52) **U.S. Cl.**
USPC **D9/453**; D9/454
- (58) **Field of Classification Search**
USPC D7/392.1, 396.2; D9/443, 434, 435, 440, D9/447, 449, 499, 452-454
CPC B65D 47/36; B65D 47/043; B65D 47/106; B65D 41/3438
See application file for complete search history.

References Cited

U.S. PATENT DOCUMENTS

D221,420 S 8/1971 Davis
 D292,380 S * 10/1987 Smith D9/435
 D318,804 S 8/1991 Ochs
 D437,228 S 2/2001 Collins

OTHER PUBLICATIONS

McKernan. Metal Caps. No date specified. <https://www.mckernan.com/wholesale-bulk/metal-caps?group=dm> (Year: 0).
 (Continued)

Primary Examiner — Darcey E Gottschalk
 (74) *Attorney, Agent, or Firm* — Reinhart Boerner Van Deuren s.c.

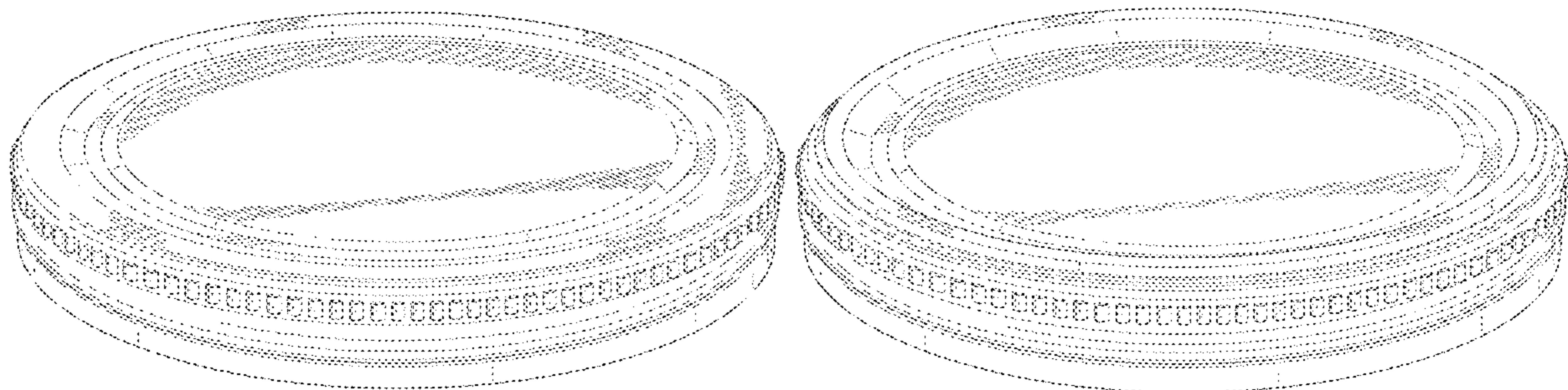
CLAIM

(57) I claim the ornamental design for a lid, as shown and described.

DESCRIPTION

FIG. 1 is a top perspective view of one embodiment of the claimed design;
 FIG. 2 is a bottom perspective view of the embodiment of FIG. 1;
 FIG. 3 is a side view of the claimed design of FIG. 1;
 FIG. 4 is a top view of the claimed design of FIG. 1;
 FIG. 5 is a bottom view of the claimed design of FIG. 1;
 FIG. 6 is a cross-section view of the claimed design of FIG. 1 taken along line 6-6 in FIG. 4.
 FIG. 7 is a top perspective view of another embodiment of the claimed design;
 FIG. 8 is a bottom perspective view of the embodiment of FIG. 7;
 FIG. 9 is a side view of the claimed design of FIG. 7;
 FIG. 10 is a top view of the claimed design of FIG. 7;
 FIG. 11 is a bottom view of the claimed design of FIG. 7; and,
 FIG. 12 is a cross-section view of the claimed design of FIG. 7 taken along line 12-12 in FIG. 10.
 The ornamental design which is claimed is shown in solid lines in the drawings.

1 Claim, 12 Drawing Sheets



(56)

References Cited

U.S. PATENT DOCUMENTS

D560,120 S 1/2008 Maravich et al.
D569,245 S 5/2008 Joshi et al.
D574,238 S 8/2008 Walker et al.
D574,708 S 8/2008 Reed et al.
D582,275 S 12/2008 Reed et al.
D585,279 S 1/2009 Walker et al.
D642,057 S 7/2011 Reed et al.
D648,629 S 11/2011 Zomorodi et al.
D650,670 S 12/2011 Dunwoody
D656,818 S 4/2012 Dunwoody
D673,047 S 12/2012 Stamper
D697,366 S 1/2014 Kristinik
D752,975 S 4/2016 Gatto
D762,475 S 8/2016 Turner
D804,306 S 12/2017 Simons
D805,900 S 12/2017 Kapolas

D828,160 S * 9/2018 Baird D9/454
D861,485 S 10/2019 Kapolas
D888,555 S * 6/2020 Kapolas D9/453

OTHER PUBLICATIONS

Silgan Closures, "Hot Frog Metal Twist-Off Closures," 2016, accessed on internet on Apr. 8, 2016 [https://www.hotfrog.com/au/business/vic/dandenong-south/caps-closures_898040/Silgan-white-cap-metal-twist-off-closures-632724], 2 pages.
Silgan Closures, "Easy Grip fluted closures," 2018, accessed on internet on Aug. 30, 2018 [<https://silgancls.com/product-selector/>], 1 page.
World Industry News, "Global Metal Caps Market Insights Report 2019-2025: Crown Holdings, Global Closure Systems, O.Berk, Pelliconi, Silgan, Alpha Packaging," published Oct. 29, 2019, accessed on internet on Dec. 3, 2019 [<https://bit.ly/33lwRhO>], 8 pages.

* cited by examiner

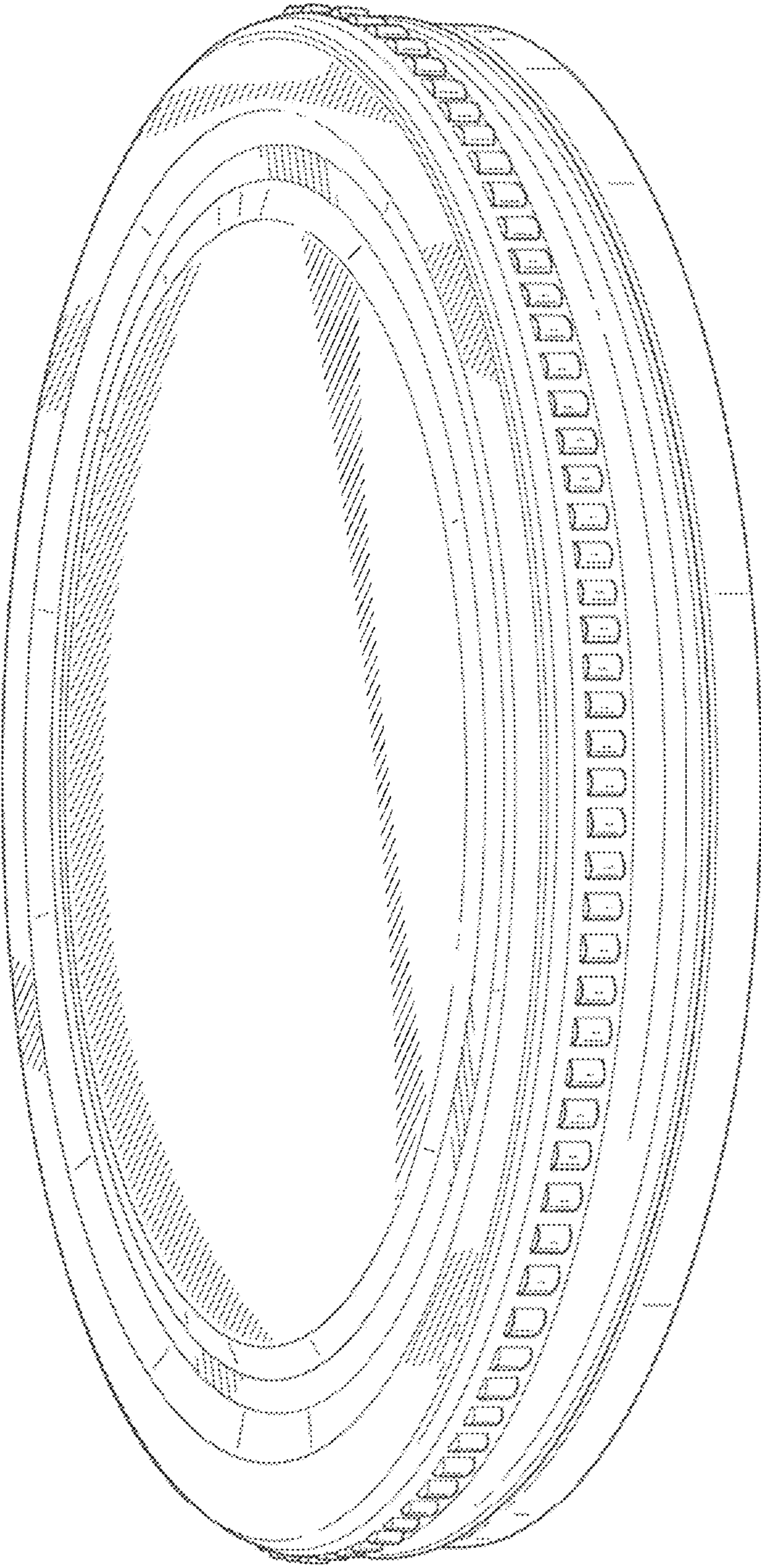


FIG. 1

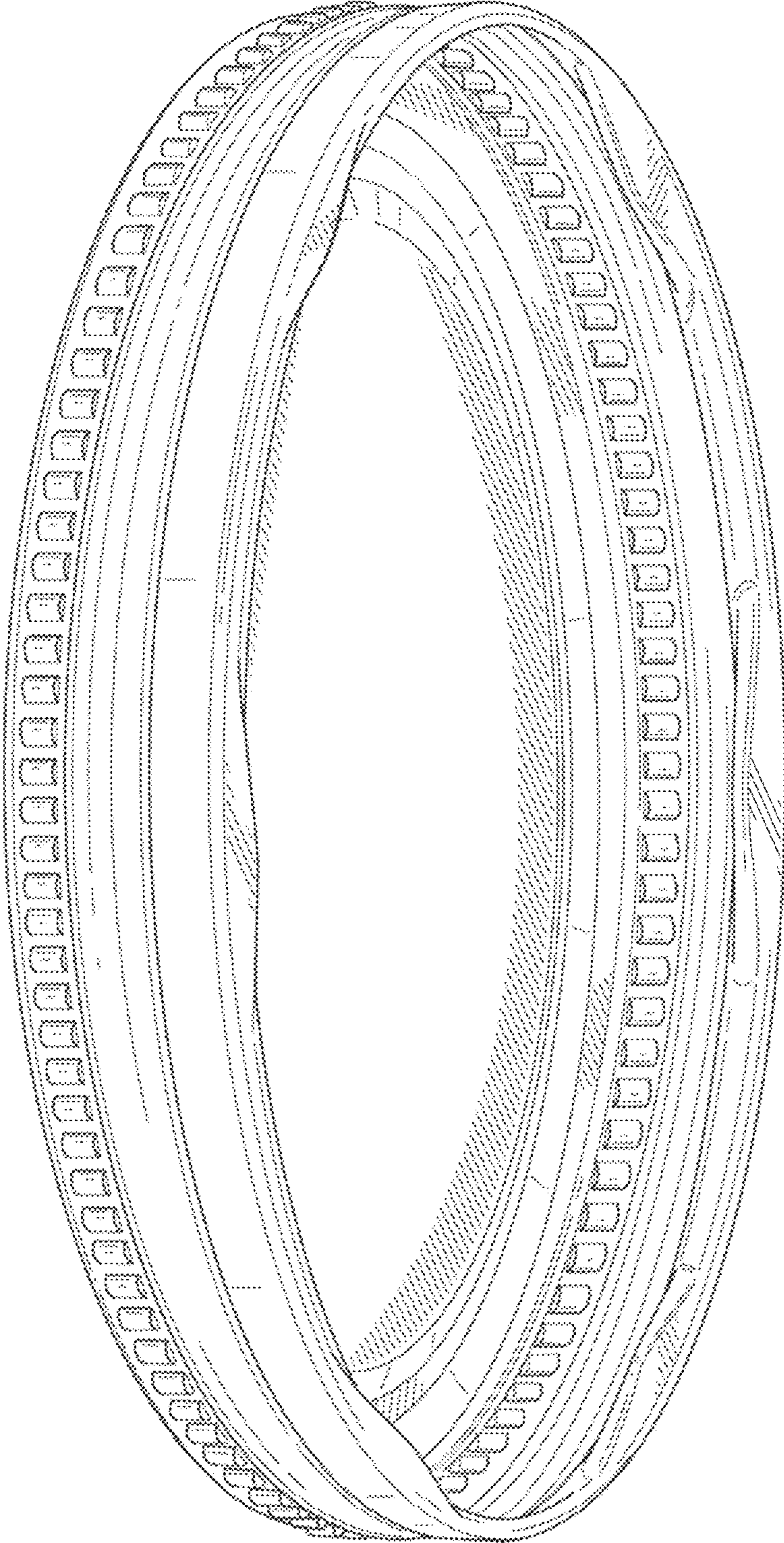


FIG. 2

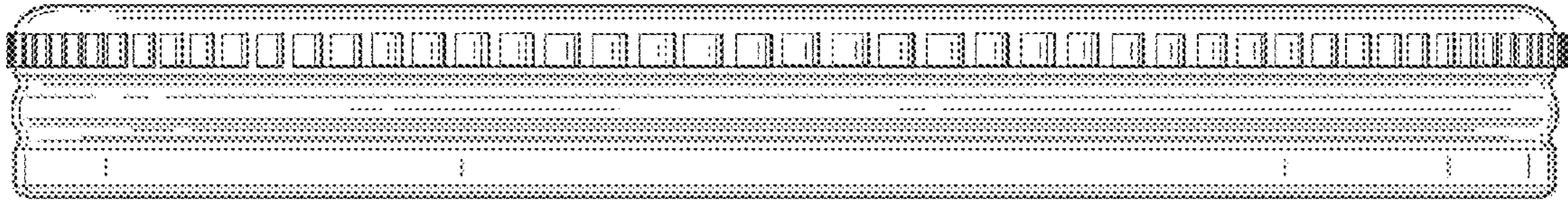


FIG. 3

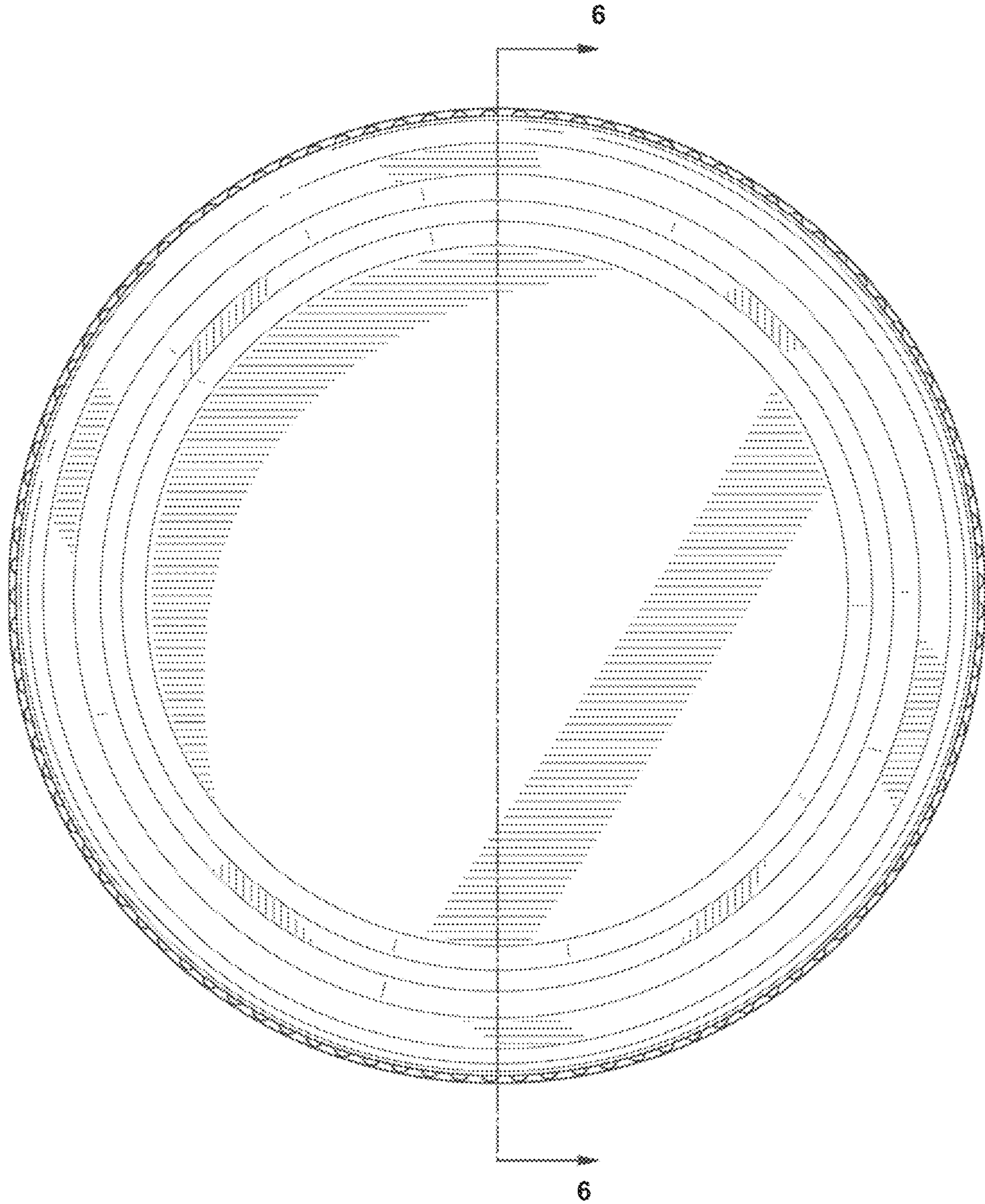


FIG. 4




FIG. 5

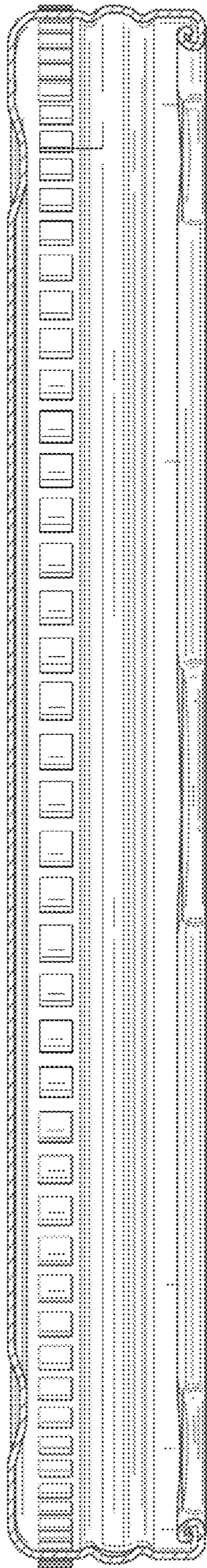


FIG. 6

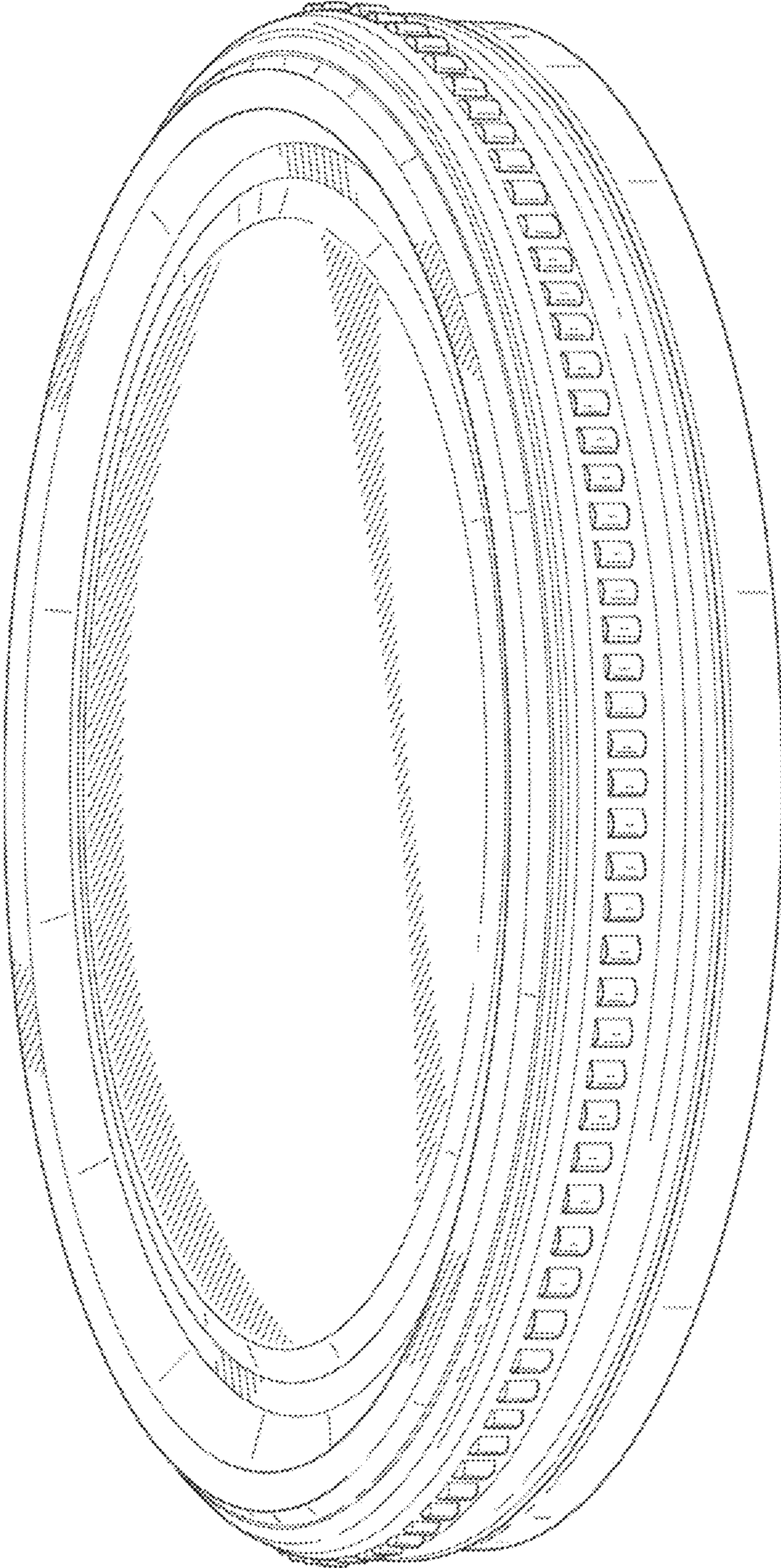


FIG. 7

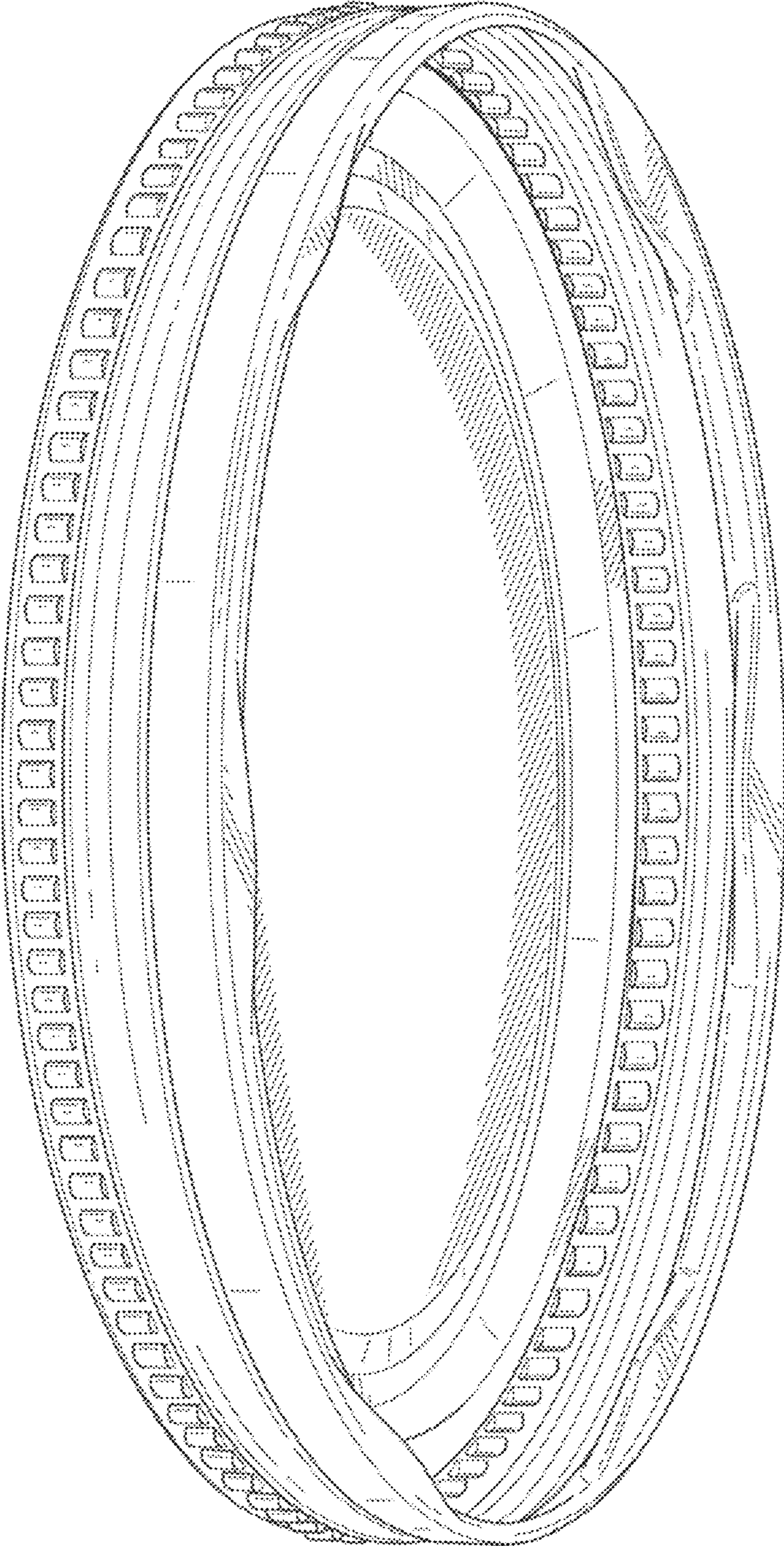


FIG. 8

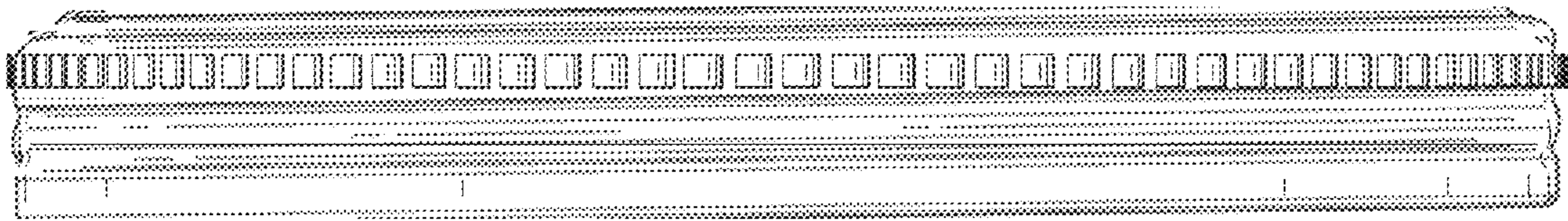


FIG. 9

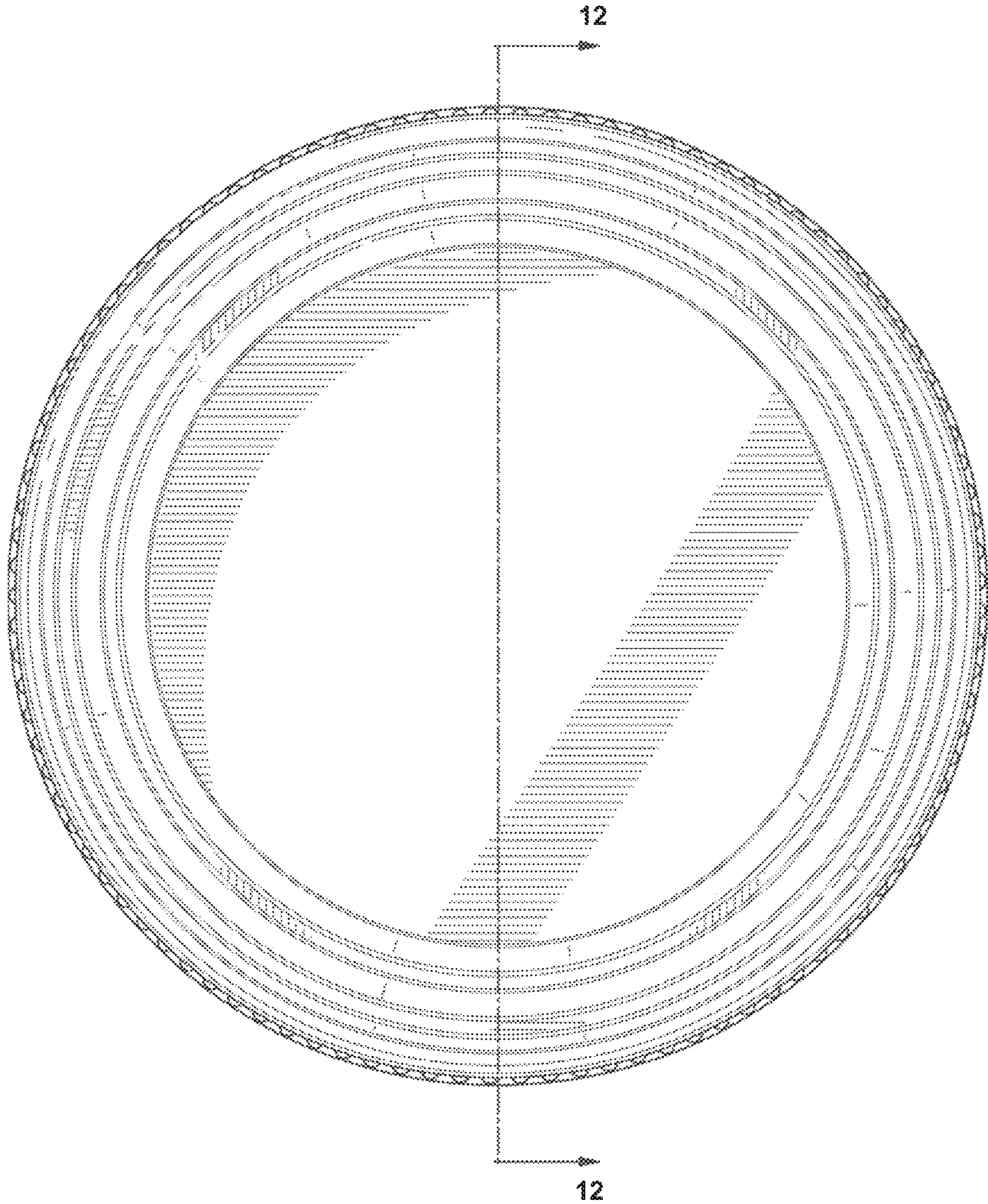


FIG. 10




FIG. 11




FIG. 12