



US00D906807S

(12) **United States Design Patent** (10) **Patent No.:** **US D906,807 S**  
**Löfholm et al.** (45) **Date of Patent:** **\*\* Jan. 5, 2021**

(54) **LID FOR DRINKING VESSEL**

(56) **References Cited**

(71) Applicant: **UniCup Scandinavia AB**, Huddinge (SE)  
(72) Inventors: **Håkan Johan Löfholm**, Huddinge (SE); **Lars Bendix**, Randers NÖ (DK)  
(73) Assignee: **UniCup Scandinavia AB**, Huddinge (SE)  
(\*\*) Term: **15 Years**  
(21) Appl. No.: **29/703,084**  
(22) Filed: **Aug. 23, 2019**

U.S. PATENT DOCUMENTS

D350,697 S *	9/1994	Sidman .....	D9/440
D614,954 S *	5/2010	Crowell .....	D9/447
D634,192 S *	3/2011	Mueller .....	D9/436
D763,074 S *	8/2016	Neitzel .....	A47K 10/3818 D9/440
D764,917 S *	8/2016	Velez .....	D9/447
D771,489 S *	11/2016	Azelton .....	D9/435
D773,883 S *	12/2016	Elias .....	D7/392.1
D794,456 S *	8/2017	Rockwell .....	D9/434
D827,363 S *	9/2018	Matsui .....	D7/392.1
2004/0195239 A1 *	10/2004	Rush .....	B65D 43/0256 220/254.3

\* cited by examiner

*Primary Examiner* — Michael A. Pratt

(74) *Attorney, Agent, or Firm* — Christopher & Weisberg, P.A.

**Related U.S. Application Data**

(62) Division of application No. 35/505,538, filed on Feb. 21, 2018 (U.S. filing date under 35 U.S.C. 384), and having an international filing date of Feb. 21, 2018, now Pat. No. Des. 865,520.

(51) **LOC (13) Cl.** ..... **09-07**

(52) **U.S. Cl.**  
USPC ..... **D9/447**

(58) **Field of Classification Search**  
USPC ..... D9/441, 451, 600, 435, 439, 447, 655,  
D9/659, 660; D7/391, 392, 392.1, 396.2,  
D7/510, 511, 900  
CPC ..... B65D 2543/00296; B65D 43/02; B65D  
51/18; B65D 81/3813; B65D 9/18; A47G  
19/2272

See application file for complete search history.

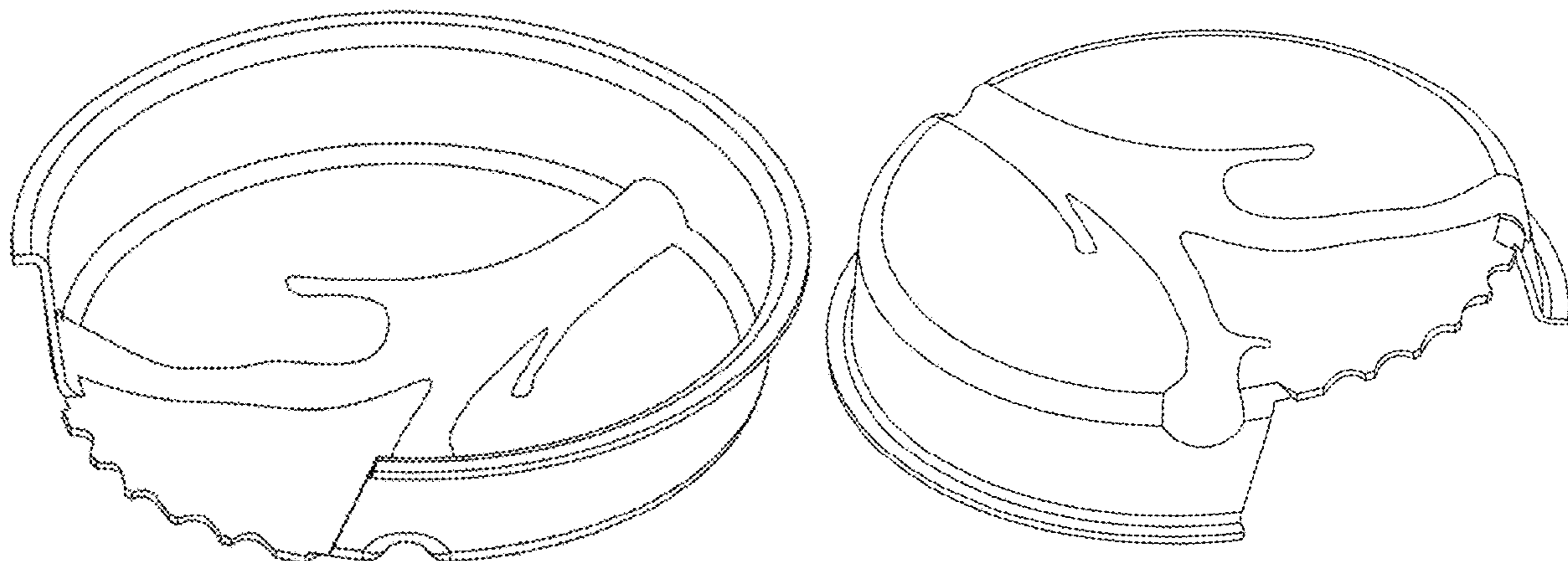
(57) **CLAIM**

The ornamental design for a lid for drinking vessel, as shown and described.

**DESCRIPTION**

FIG. 1 is a top perspective view of a lid for a drinking vessel;  
FIG. 2 is a bottom perspective view thereof;  
FIG. 3 is a front view thereof;  
FIG. 4 is a rear view thereof;  
FIG. 5 is a top view thereof;  
FIG. 6 is a bottom view thereof; and,  
FIG. 7 is a left side view thereof.

**1 Claim, 7 Drawing Sheets**



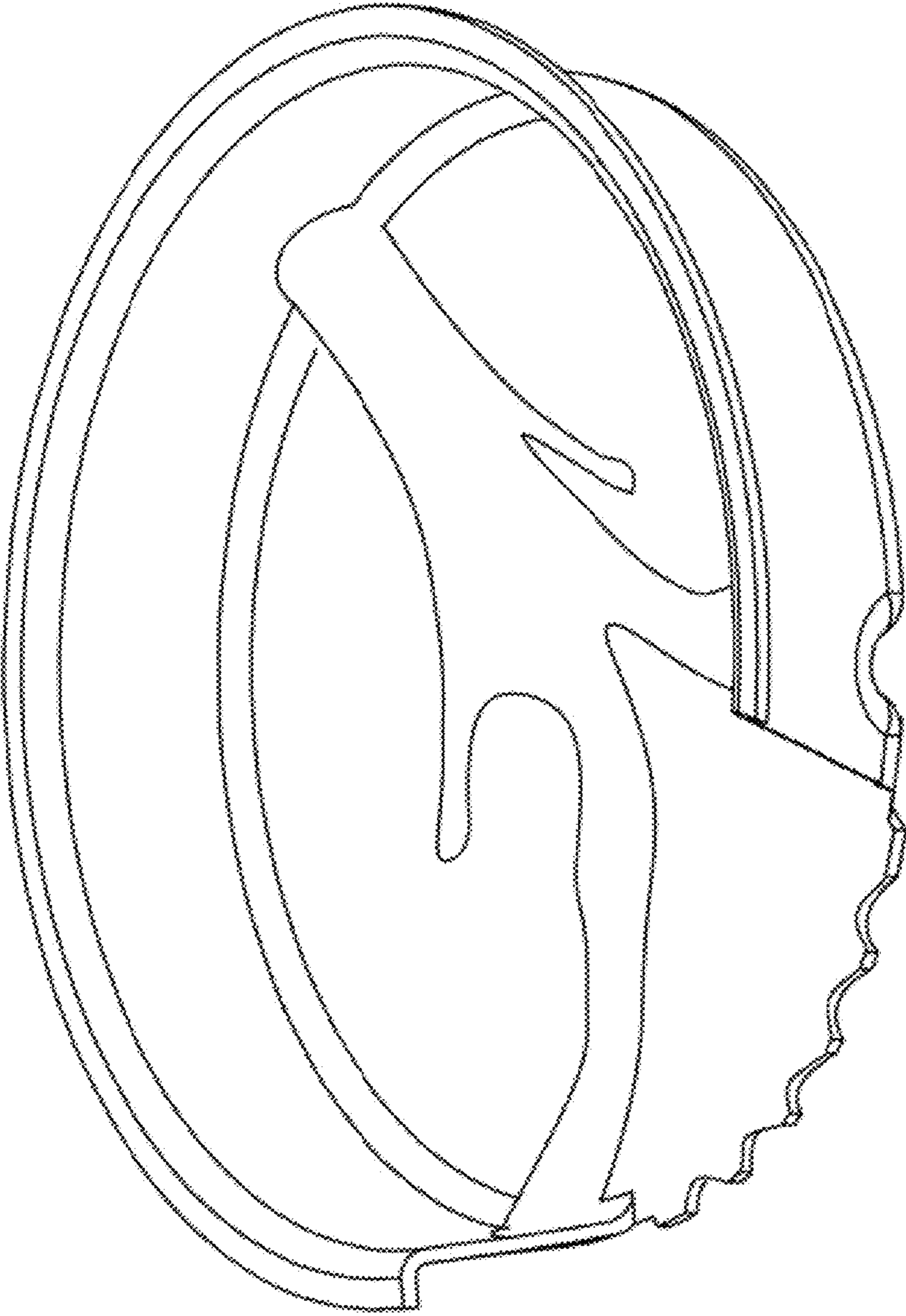


FIG. 1

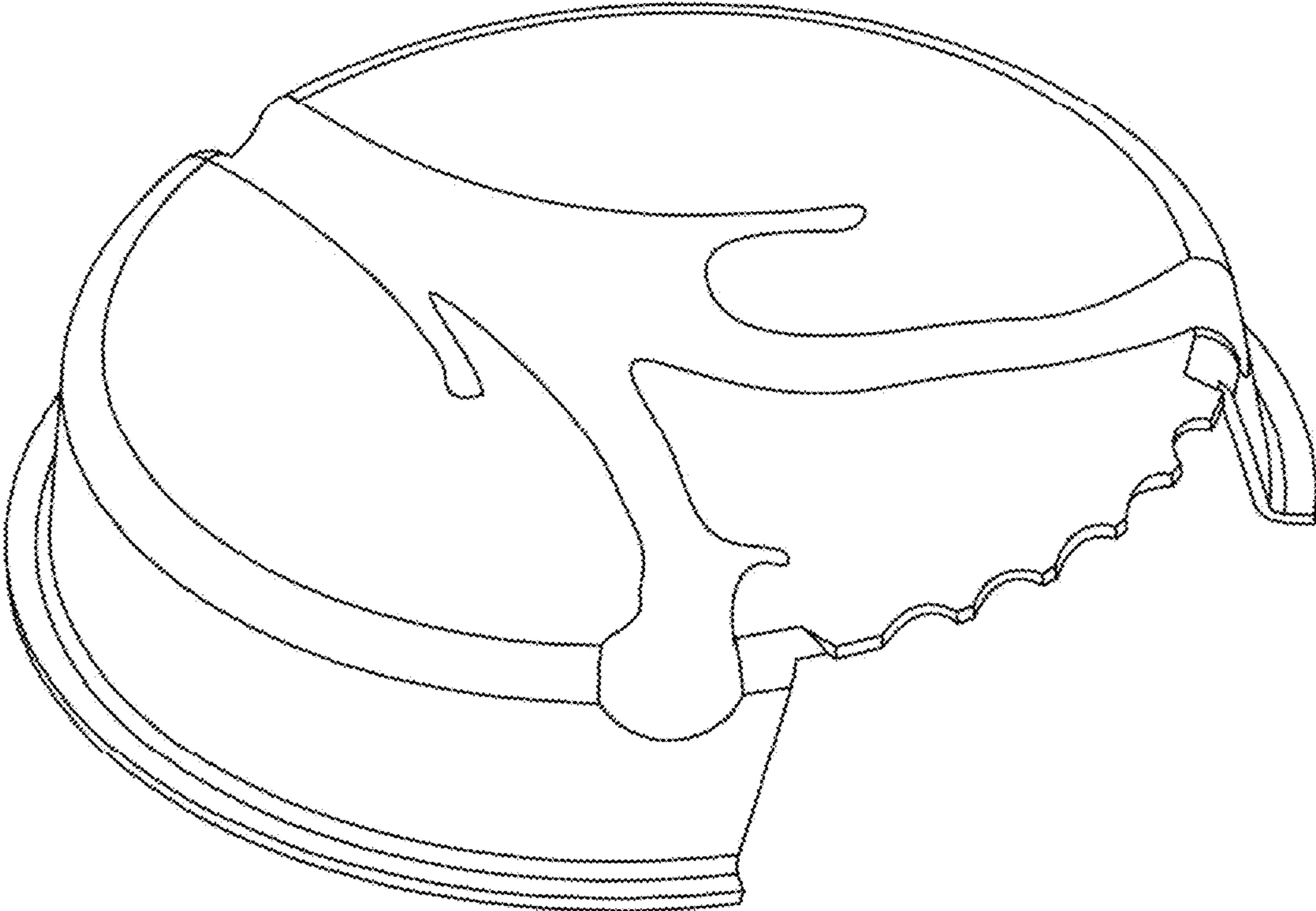


FIG. 2




FIG. 3

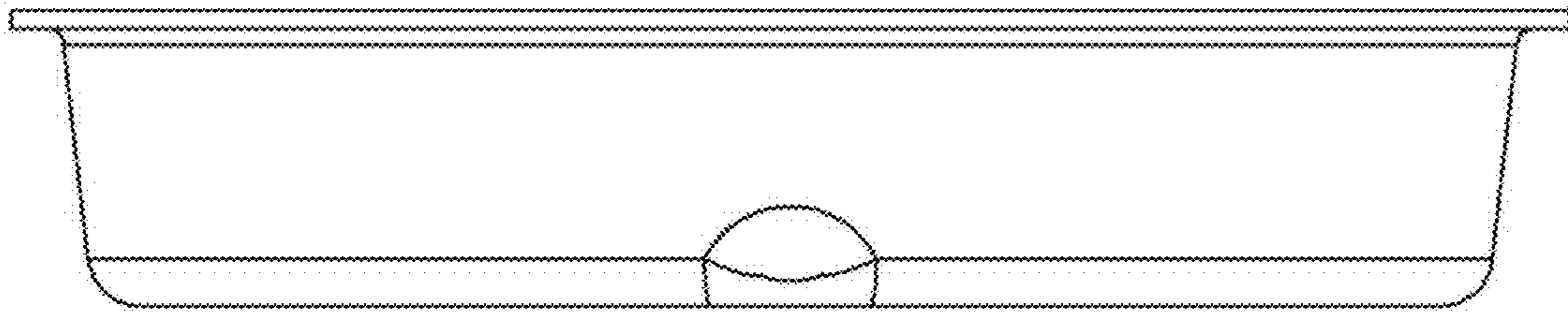


FIG. 4

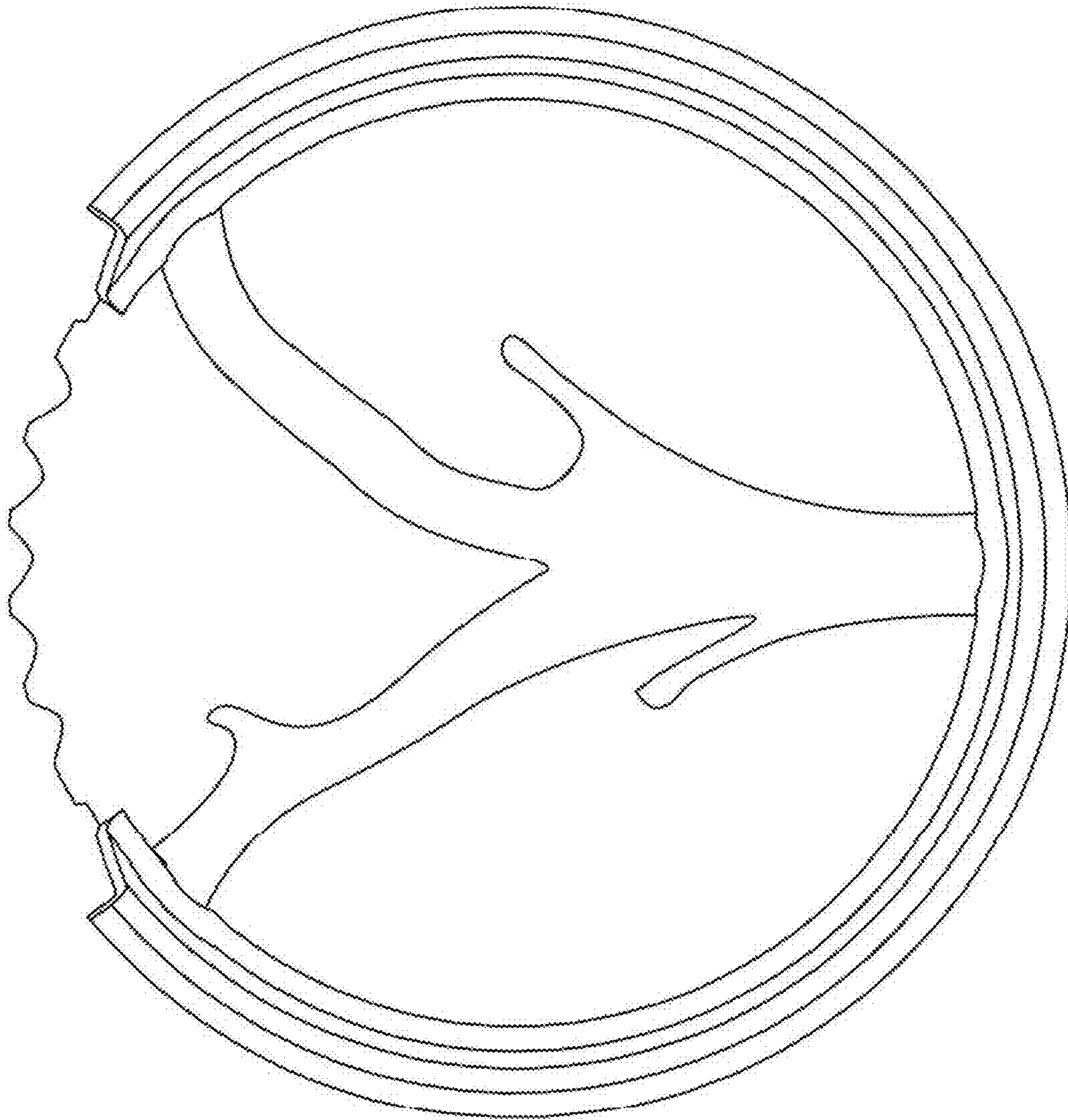


FIG. 5




FIG. 6




FIG. 7