



US00D906795S

(12) **United States Design Patent**
Fletcher et al.

(10) **Patent No.:** **US D906,795 S**
(45) **Date of Patent:** **** Jan. 5, 2021**

- (54) **FLOOR TILE CONNECTOR**
- (71) Applicant: **FIBERBUILT MANUFACTURING INC.**, Calgary Alberta (CA)
- (72) Inventors: **Daniel Fletcher**, Calgary (CA);
Michael Hooper, Chestermere (CA);
Scott Nichol, Calgary (CA); **Courtney MacDonald**, Calgary (CA)
- (73) Assignee: **Fiberbuilt Manufacturing Inc.**,
Calgary (CA)
- (**) Term: **15 Years**
- (21) Appl. No.: **29/685,859**
- (22) Filed: **Apr. 1, 2019**
- (51) **LOC (13) Cl.** **08-08**
- (52) **U.S. Cl.**
USPC **D8/382**
- (58) **Field of Classification Search**
USPC D8/649, 354, 382, 402, 403, 404;
D21/448
CPC Y10T 428/24008; E04F 2201/00; E04F
2201/05; E04F 2201/0505
See application file for complete search history.

(56) **References Cited**

U.S. PATENT DOCUMENTS

3,735,988	A	5/1973	Palmer et al.	
4,440,818	A *	4/1984	Buchan	E01C 5/005 428/117
5,333,423	A *	8/1994	Propst	E04F 15/02476 248/188
D351,000	S *	9/1994	Kohler	D21/488
5,640,821	A *	6/1997	Koch	A47F 5/16 404/33
5,667,873	A *	9/1997	Beckenbach	A47G 27/0206 428/141

D477,171	S *	7/2003	Gabbour	D6/582
6,640,513	B2 *	11/2003	Ku	B44C 3/12 404/40
7,096,632	B2	8/2006	Pacione	
7,412,806	B2 *	8/2008	Pacione	E04F 15/02 52/311.2
D598,691	S *	8/2009	Mann, Jr.	D25/68
D665,657	S *	8/2012	Pelc	D8/382
8,683,769	B2 *	4/2014	Cerny	E04F 15/105 52/582.2
8,881,482	B2	11/2014	Cerny et al.	
2003/0110728	A1	6/2003	Pacione et al.	

(Continued)

Primary Examiner — Philip S Hyder
(74) *Attorney, Agent, or Firm* — Brandon V. Zuniga;
James R. Gourley; Carstens & Cahoon, LLP

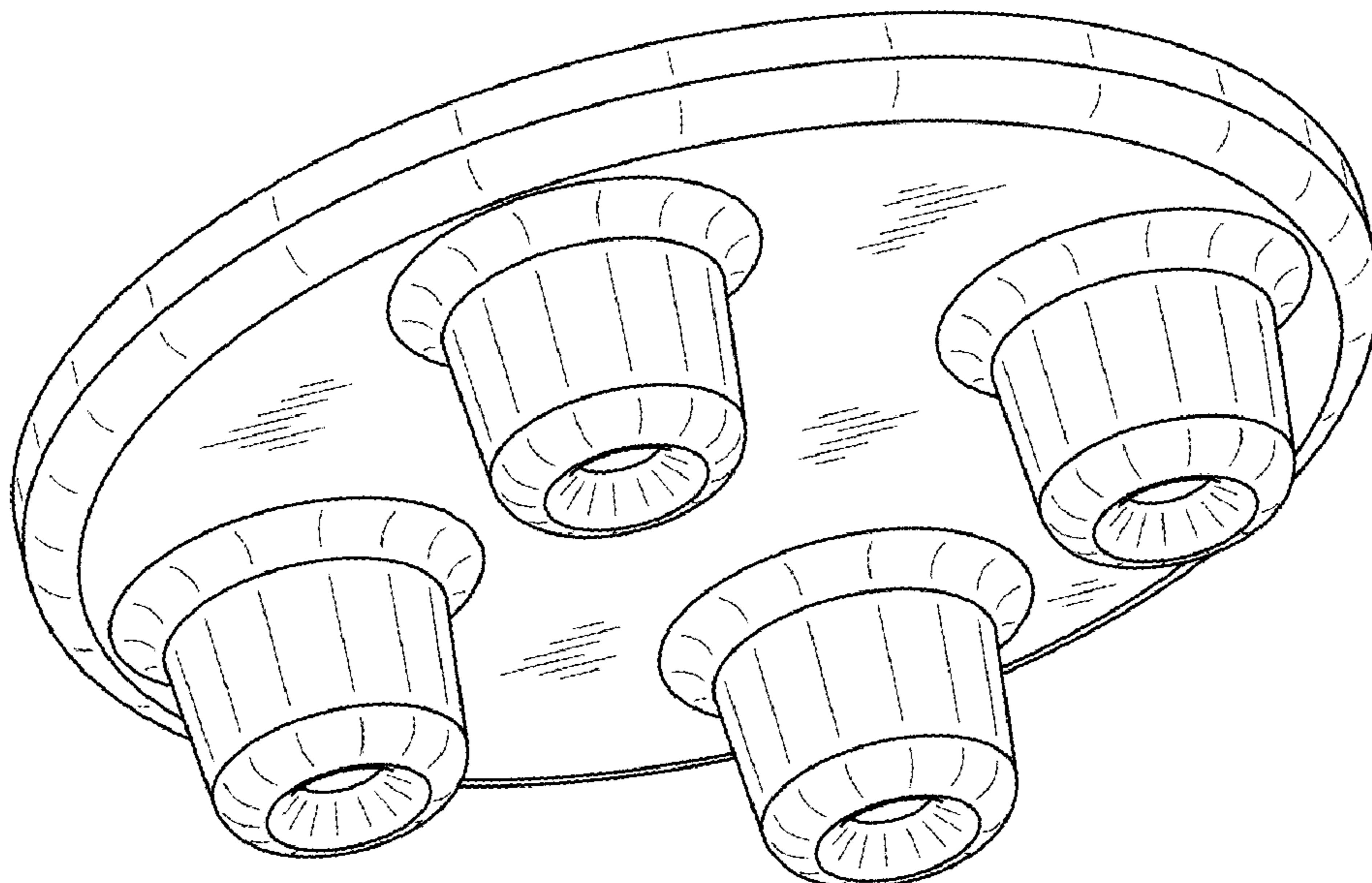
(57) **CLAIM**

The ornamental design for a floor tile connector, as shown and described.

DESCRIPTION

FIG. 1 is a bottom, perspective view of a floor tile connector; FIG. 2 is a bottom plan view of the floor tile connector of FIG. 1; FIG. 3 is a top plan view of the floor tile connector of FIG. 1; and, FIG. 4 is a side view of the floor tile connector of FIG. 1. The design is the portion of the floor tile connector shown in solid lines in the drawing. The portions shown in stippled lines do not form part of the design. The applicant reserves the right to: 1) convert some or all of the broken lines to solid lines; or 2) convert selected solid lines to broken lines during the course of prosecution and/or in one or more continuation applications, since the figures convey that the inventors had possession of the solid line features and the stippled line features as of the filing date.

1 Claim, 4 Drawing Sheets



(56)

References Cited

U.S. PATENT DOCUMENTS

2008/0004126 A1 1/2008 Dantas
2015/0361675 A1 12/2015 Cerny et al.

* cited by examiner

FIGURE 1

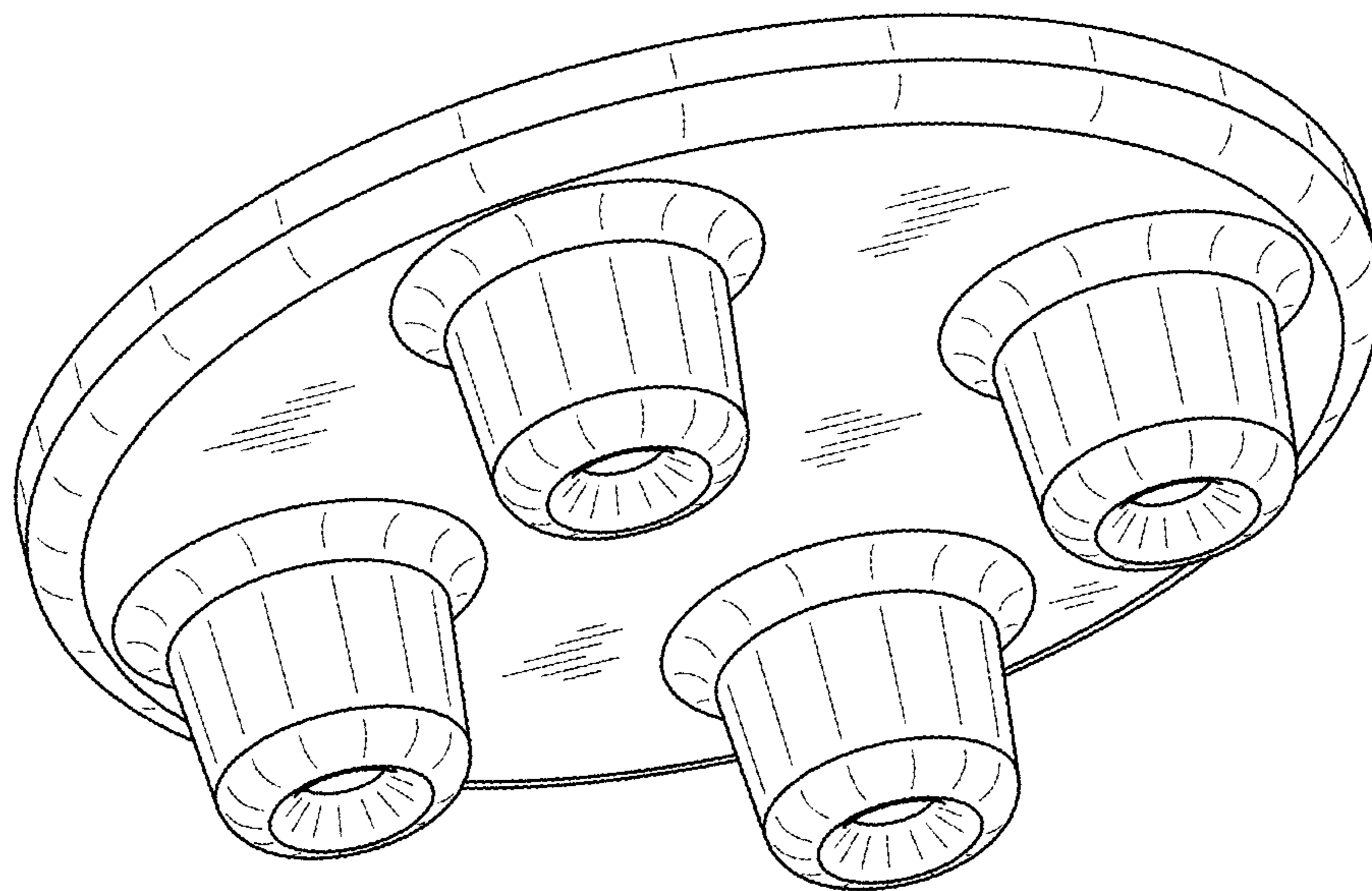


FIGURE 2




FIGURE 3




FIGURE 4

