



US00D906790S

(12) **United States Design Patent**
Ng

(10) **Patent No.:** **US D906,790 S**

(45) **Date of Patent:** **** Jan. 5, 2021**

- (54) **CLIP**
- (71) Applicant: **Choon's Design LLC**, Farmington Hills, MI (US)
- (72) Inventor: **Cheong Choon Ng**, Novi, MI (US)
- (73) Assignee: **Choon's Design LLC**, Farmington Hills, MI (US)
- (**) Term: **15 Years**
- (21) Appl. No.: **29/692,108**
- (22) Filed: **May 22, 2019**
- (51) **LOC (13) Cl.** **09-06**
- (52) **U.S. Cl.**
USPC **D8/356**
- (58) **Field of Classification Search**
USPC D8/323, 349, 356, 394; D12/412;
16/250, 338, 227; 242/388.6; D13/155
CPC E05D 11/082; E05D 5/12; E05D 1/02;
B64G 1/222; B60N 2/01508
See application file for complete search history.

- 6,142,405 A * 11/2000 Black B65H 75/06
242/388.6
- 6,286,777 B1 * 9/2001 Black B65H 75/06
242/388.6
- D478,738 S * 8/2003 Workman D6/552
- 6,695,269 B1 * 2/2004 Anscher A45C 13/30
224/269
- 6,962,306 B2 * 11/2005 West B65H 75/06
242/405.2
- D522,352 S * 6/2006 Van Straaten D8/395
- D523,803 S * 6/2006 Smith D12/223
- 7,677,677 B1 * 3/2010 Roberts B60B 7/068
301/37.372
- D633,872 S * 3/2011 Shen D13/155
- D639,683 S * 6/2011 Essel D10/65
- D650,774 S * 12/2011 Molter D14/239
- 8,474,780 B2 * 7/2013 Parduhn H02G 3/0493
248/551
- 8,510,916 B2 * 8/2013 Kinvi G09F 17/00
24/3.12
- 8,517,761 B2 * 8/2013 Frenkil H01R 13/72
439/501
- 8,529,287 B2 * 9/2013 Frenkil B65H 75/06
439/501
- D696,576 S * 12/2013 Ng D8/394

(Continued)

Primary Examiner — Cynthia R Underwood
(74) *Attorney, Agent, or Firm* — Carlson, Gaskey & Olds, P.C.

(56) **References Cited**

U.S. PATENT DOCUMENTS

- D51,186 S * 8/1917 Pearson D32/61
- 2,212,862 A * 8/1940 Hirsh A44B 11/04
24/198
- D144,079 S * 3/1946 Smith D32/61
- 2,600,091 A * 6/1952 Becker D06F 55/00
24/571
- D167,727 S * 9/1952 Teare D32/61
- 3,758,923 A * 9/1973 Maude F16B 21/183
24/556
- 5,331,725 A * 7/1994 Chou E04H 17/18
24/339
- D406,749 S * 3/1999 Selk D8/356
- D425,784 S * 5/2000 Beugelsdyk D8/395

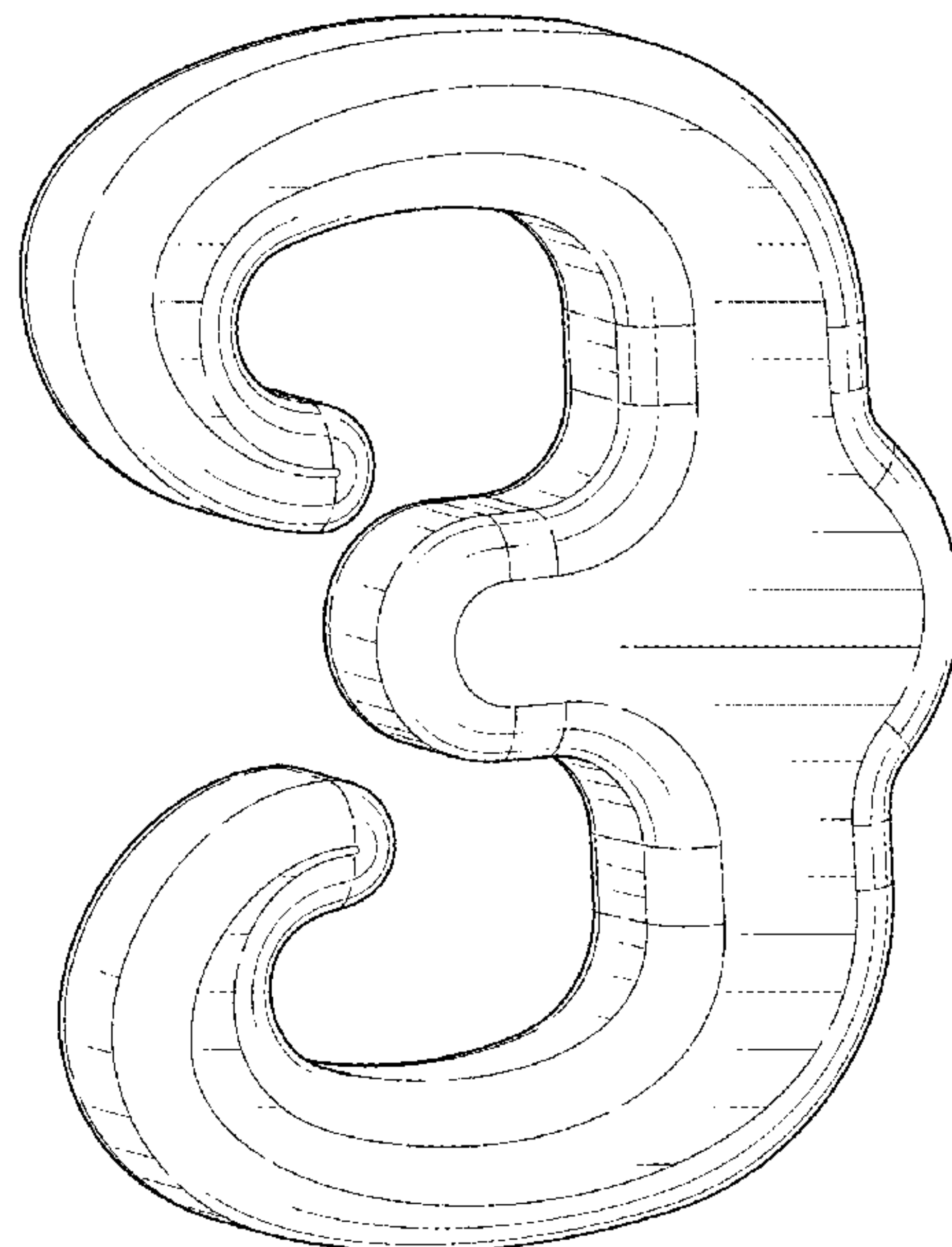
(57) **CLAIM**

I claim the ornamental design for a clip, as shown and described.

DESCRIPTION

FIG. 1 is a perspective view of a clip.
FIG. 2 is a front view of the clip.
FIG. 3 is a side view of the clip.
FIG. 4 is another side view of the clip.
FIG. 5 is a bottom view the clip; and,
FIG. 6 is another perspective view of the clip.

1 Claim, 4 Drawing Sheets



(56)

References Cited

U.S. PATENT DOCUMENTS

D698,224 S * 1/2014 Ridges D8/331
 D702,104 S * 4/2014 Butler D8/349
 D706,225 S * 6/2014 deLoache, III D13/155
 D708,045 S * 7/2014 Ressler D8/356
 D712,728 S * 9/2014 Ng D8/394
 9,755,354 B1 * 9/2017 Aumiller H01R 13/72
 D817,225 S * 5/2018 Ressler D11/218
 D823,717 S * 7/2018 Ho D11/218
 D826,700 S * 8/2018 Feng D8/356
 D827,417 S * 9/2018 Nelson D8/356
 D830,948 S * 10/2018 Fenchak D12/414
 D835,972 S * 12/2018 Patil F01N 3/2066
 D835,979 S * 12/2018 Lin D8/354
 D839,084 S * 1/2019 Mikoska D8/399
 D839,716 S * 2/2019 Gertsma D8/356
 D839,719 S * 2/2019 Burrell D8/356
 D841,434 S * 2/2019 Vrame D8/354

D851,569 S * 6/2019 DiCanzio D12/202
 D859,130 S * 9/2019 Spater D8/356
 D863,937 S * 10/2019 Yoshii D8/356
 D867,859 S * 11/2019 Herbert D8/356
 D883,066 S * 5/2020 Yu D8/323
 D888,649 S * 6/2020 Bennett D12/412
 10,688,402 B2 * 6/2020 Barnas A63H 3/003
 10,704,648 B2 * 7/2020 Ressler F16G 11/12
 D892,607 S * 8/2020 Boscarello D8/394
 D895,399 S * 9/2020 Ferreira D8/349
 D896,046 S * 9/2020 Spater D8/16
 2007/0114340 A1 * 5/2007 Adams F16L 3/13
 248/72
 2008/0009165 A1 * 1/2008 Tseng F21V 21/002
 439/257
 2012/0150203 A1 * 6/2012 Brady A61B 17/0401
 606/148
 2013/0333119 A1 * 12/2013 Maynard B25F 1/00
 7/163

* cited by examiner

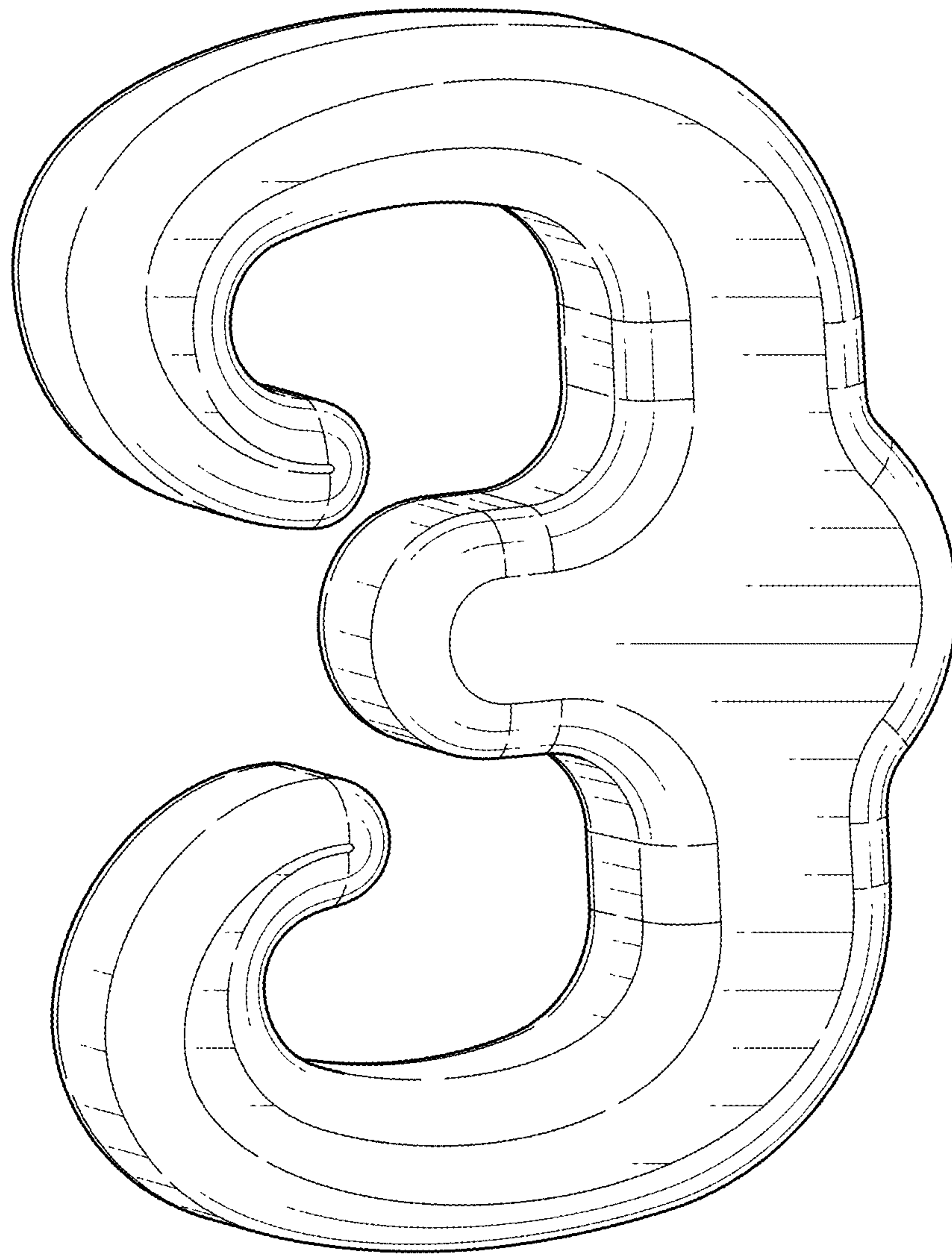


FIG. 1

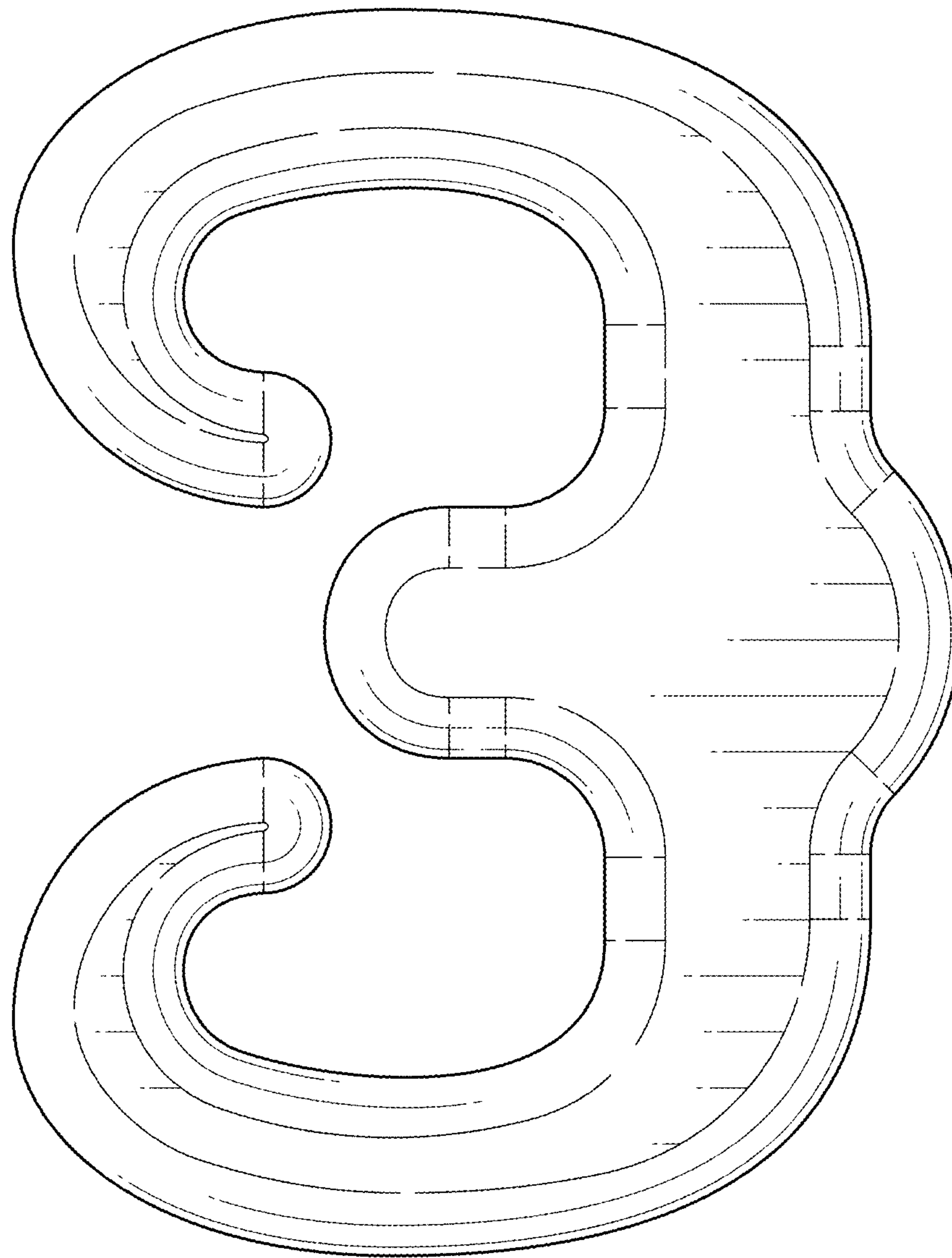


FIG. 2

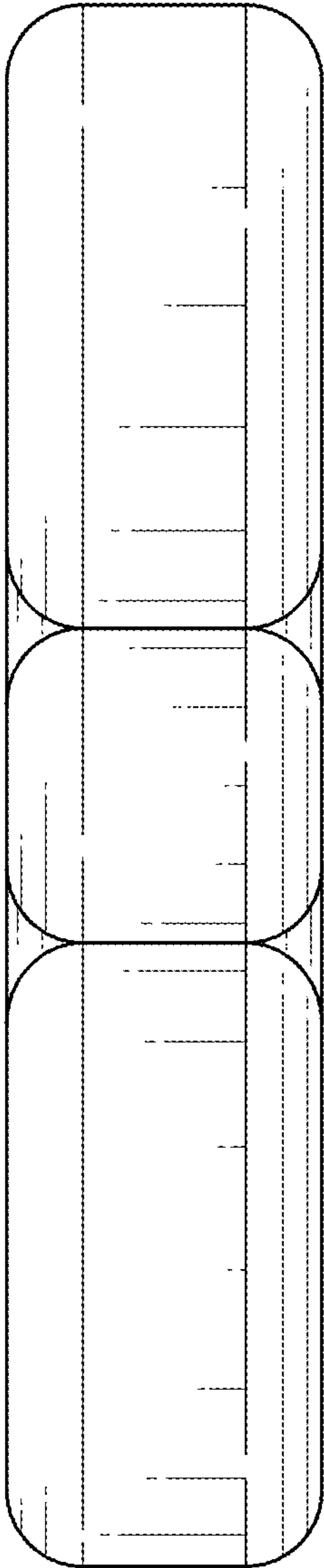


FIG. 3

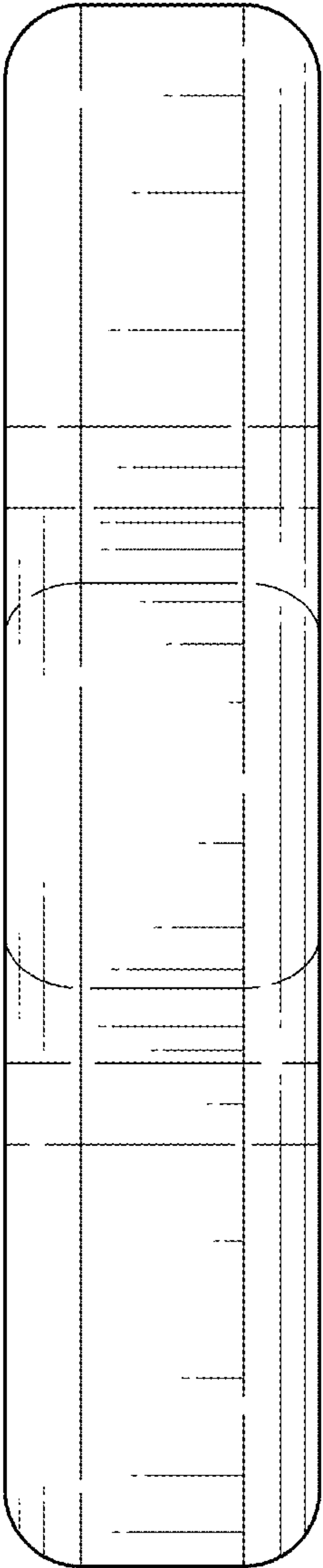


FIG. 4

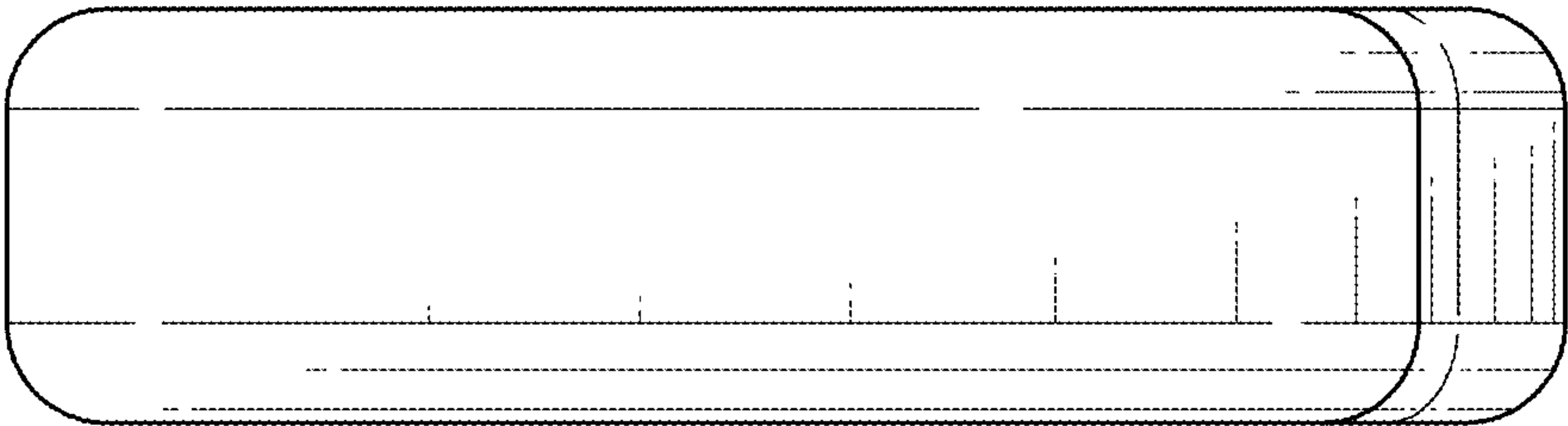


FIG. 5

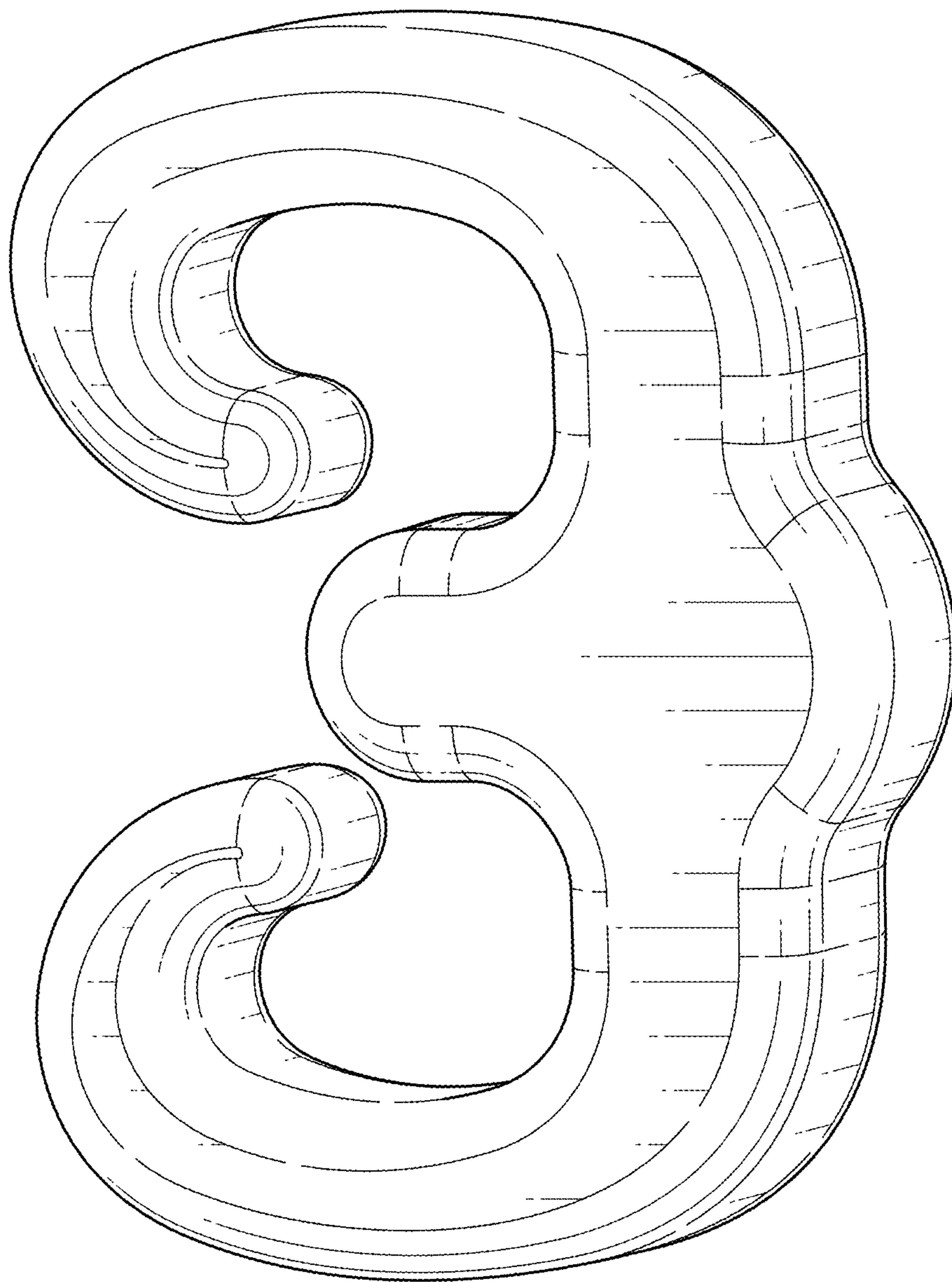


FIG. 6