



US00D906785S

(12) **United States Design Patent**
Kinas et al.

(10) **Patent No.:** **US D906,785 S**
(45) **Date of Patent:** **** Jan. 5, 2021**

(54) **BIOMETRIC LOCK**

(71) Applicants: **Jonathan Kinas**, Aventura, FL (US);
Robert Peck, Ganesvoort, CT (US);
Avin Samtani, Miami Beach, FL (US)

(72) Inventors: **Jonathan Kinas**, Aventura, FL (US);
Robert Peck, Ganesvoort, CT (US);
Avin Samtani, Miami Beach, FL (US)

(**) Term: **15 Years**

(21) Appl. No.: **29/683,450**

(22) Filed: **Mar. 13, 2019**

(51) **LOC (13) Cl.** **08-07**

(52) **U.S. Cl.**
USPC **D8/334; D8/333**

(58) **Field of Classification Search**
USPC D8/330-349, 382, 383, 394-396;
70/14-28, 57, 57.1, 58, 141-143, 114,
70/158, 224, 226, 431, 465; 292/299,
292/307 R; 24/16 R, 17 B
CPC E05B 69/003; E05B 71/00; E05B 73/005;
E05B 17/142; E05B 37/0068; E05B
37/025; E05B 37/08; E05B 67/063; E05B
67/22; E05B 67/24; E05B 67/28; E05B
67/32; E05B 67/36; E05B 67/365; E05B
67/38; E05B 67/383; E05B 37/004; B62H
5/001

See application file for complete search history.

(56) **References Cited**

U.S. PATENT DOCUMENTS

3,863,468 A * 2/1975 Bach E05B 67/02
70/50
6,719,335 B2 * 4/2004 Velschou G09F 3/0352
292/307 R
D683,611 S * 6/2013 Walter D8/334

D722,485 S * 2/2015 Yong D8/334
D807,150 S * 1/2018 Kuu D8/334
D834,918 S * 12/2018 Zheng D8/334
2004/0226325 A1 * 11/2004 Ling E05G 1/005
70/63

(Continued)

FOREIGN PATENT DOCUMENTS

CN 103222-0001 * 6/2018
CN 305360410 * 3/2019

(Continued)

OTHER PUBLICATIONS

Master Lock, 653D Locker Lock Set Your Own Combination
Padlock, 1 Pack, Date first available Jul. 2018, [online]retrieved Jan.
16, 2007, available from internet, www.amazon.com (Year: 2018).*

(Continued)

Primary Examiner — Keli L Hill
Assistant Examiner — Sara S Sahneh

(57)

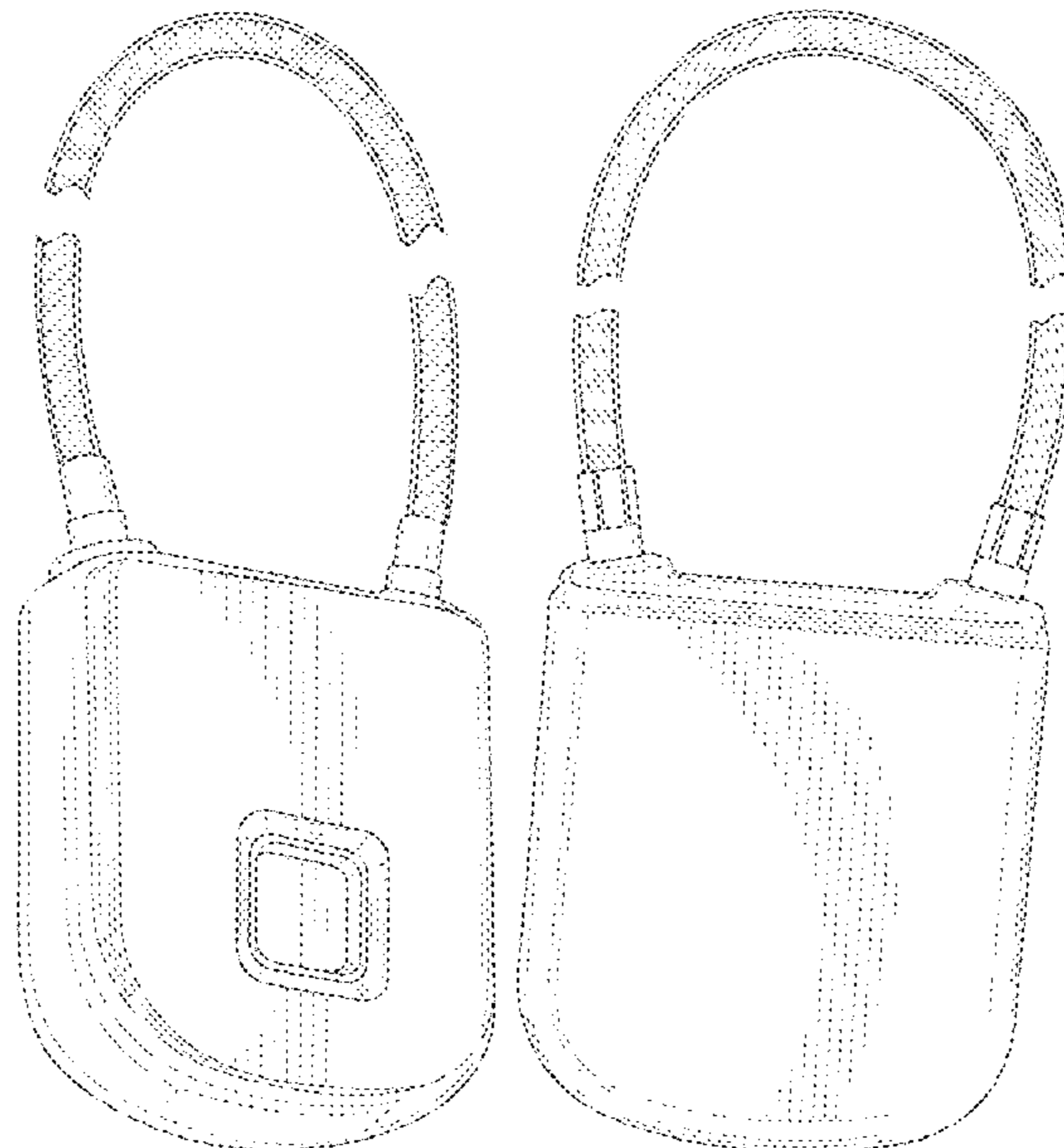
CLAIM

The ornamental design for a biometric lock, as shown and
described.

DESCRIPTION

FIG. 1 is a perspective view of the biometric lock showing
the design;
FIG. 2 is a front elevational view of the present invention;
FIG. 3 is a back elevational view of the present invention;
FIG. 4 is a side elevational view of the present invention
with the right-side elevation view is a mirror image of the
left side elevation view;
FIG. 5 is a top elevational view of the present invention; and,
FIG. 6 is a bottom elevationai vie w of the present invention.
The broken line showing of the biometric lock is for the
purpose of illustrating portions of the article and forms no
part of the claimed design.

1 Claim, 6 Drawing Sheets



(56)

References Cited

U.S. PATENT DOCUMENTS

2014/0366592 A1* 12/2014 Bao E05B 37/10
70/25
2016/0222698 A1* 8/2016 Lai E05B 67/003
2017/0009488 A1* 1/2017 Lai E05B 37/0058
2018/0320416 A1* 11/2018 Lai E05B 67/24
2019/0010734 A1* 1/2019 Bhanpurawala E05B 67/383
2020/0217103 A1* 7/2020 Lai E05B 37/025

FOREIGN PATENT DOCUMENTS

CN 305279431 * 5/2019
CN 305704113 * 8/2019
CN 305640101 * 9/2019
CN 305901960 * 12/2019

OTHER PUBLICATIONS

FlexSafe, Biometric Fingerprint Lock with Removable & Interchangeable Cables, Date first available Jul. 29, 2019, [online]retrieved Sep. 23, 2020, available from internet, www.amazon.com (Year: 2019).*

Surcult, Smart Biometric Fingerprint Padlock, Waterproof USB Charge Keyless, Date first available Jan. 8, 2020, [online] retrieved Sep. 23, 2020, available from internet, www.amazon.com (Year: 2020).*

Master Lock, Padlock, Indoor Personal Use Bluetooth Lock, 1²⁹/₃₂ in. Wide, 4400D, Date first available Jan. 4, 2016, [online] retrieved Jul. 23, 2020, available from internet, www.amazon.com (Year: 2016).*

eLinkSmart Stpre, Fingerprint Padlock Smart Touch Lock Metal Anti-Theft Intelligent Keyless for Gym Locker,School Locker Lock, BackpaDate first available Dec. 30, 2019, [online]retrieved Aug. 10, 2020, available from internet, www.amazon.com (Year: 2019).*

* cited by examiner

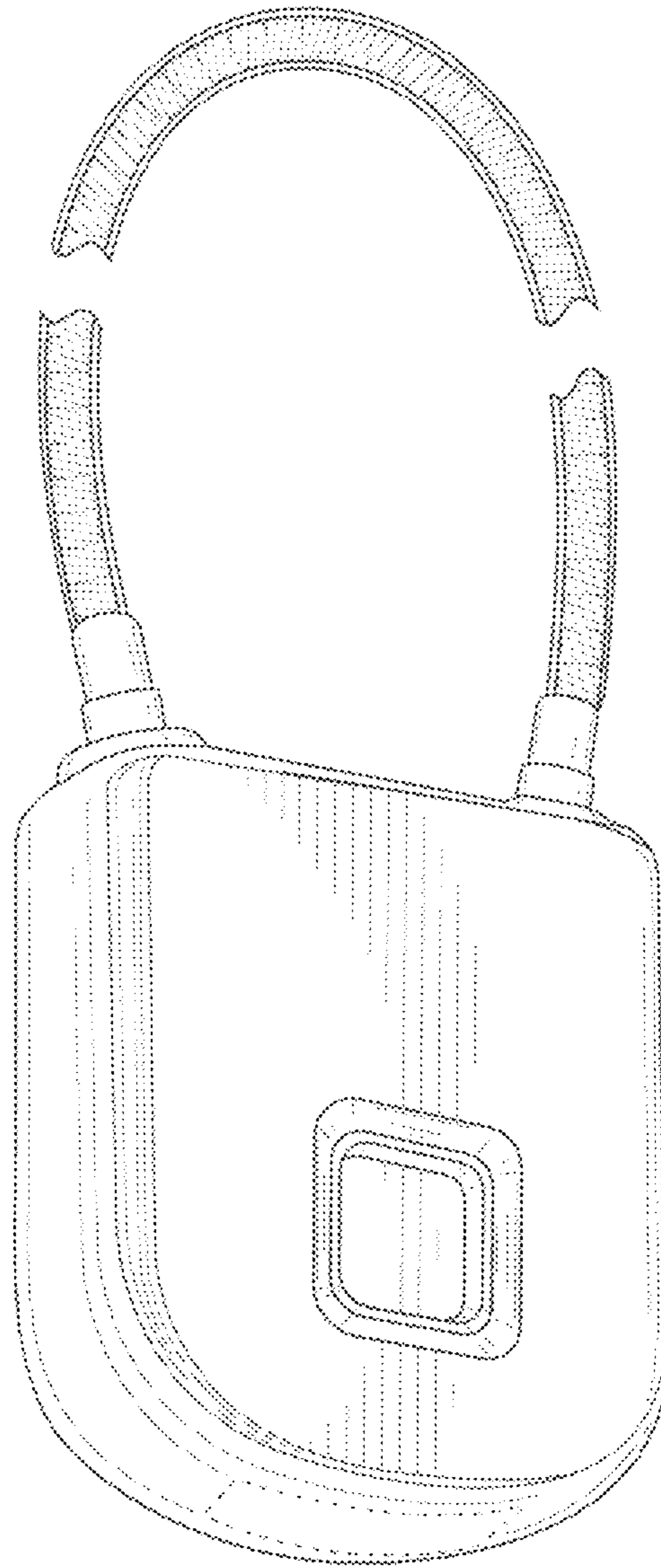


FIG. 1

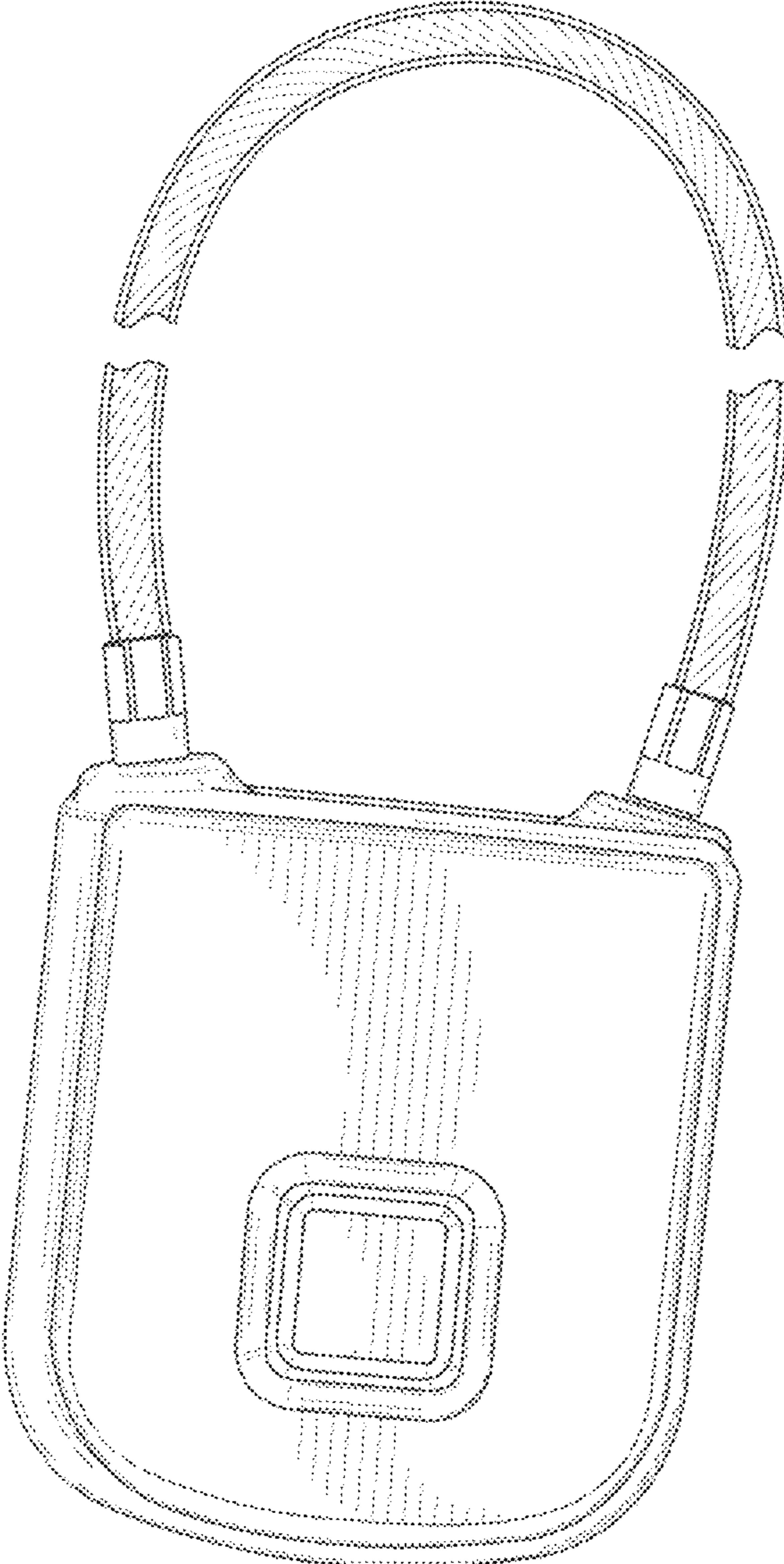


FIG. 2

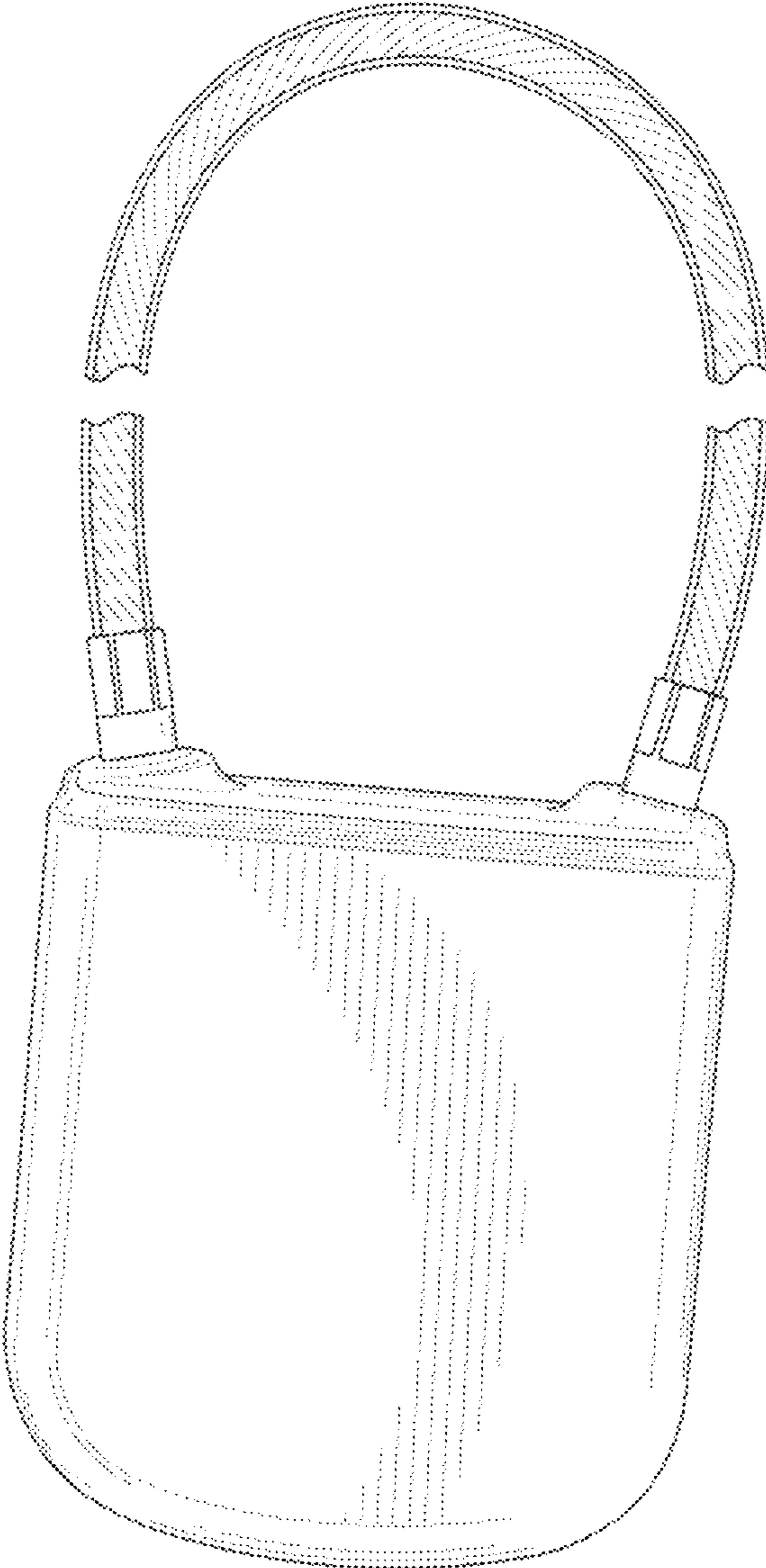


FIG. 3

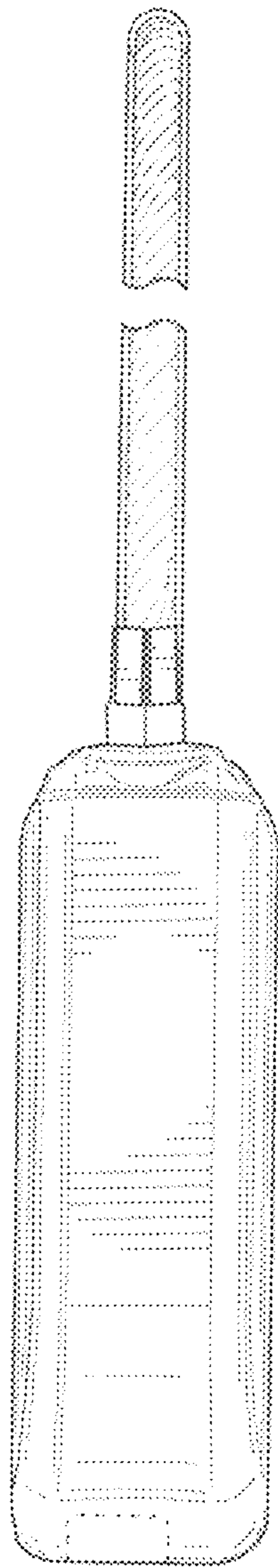


FIG. 4

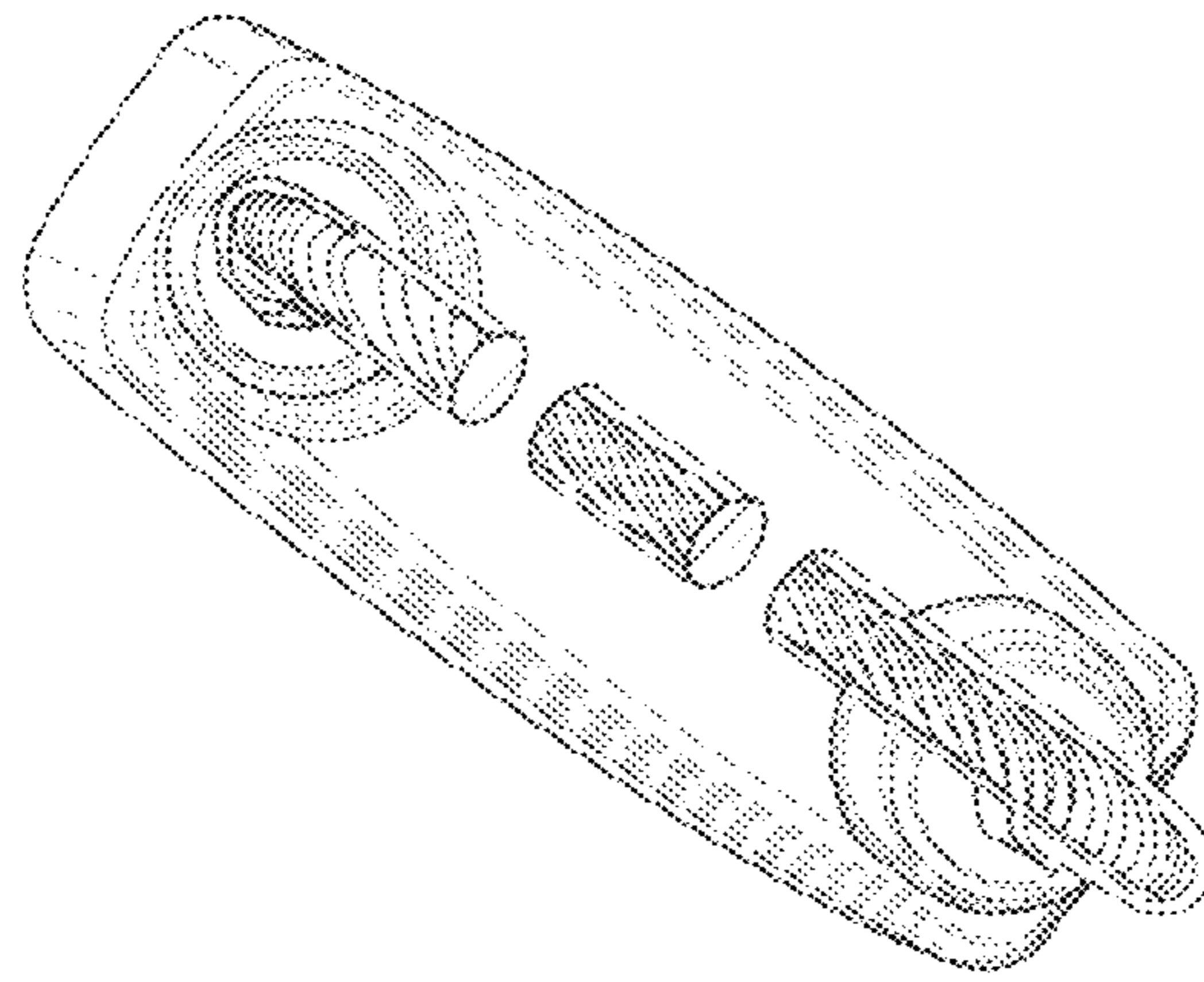


FIG. 5

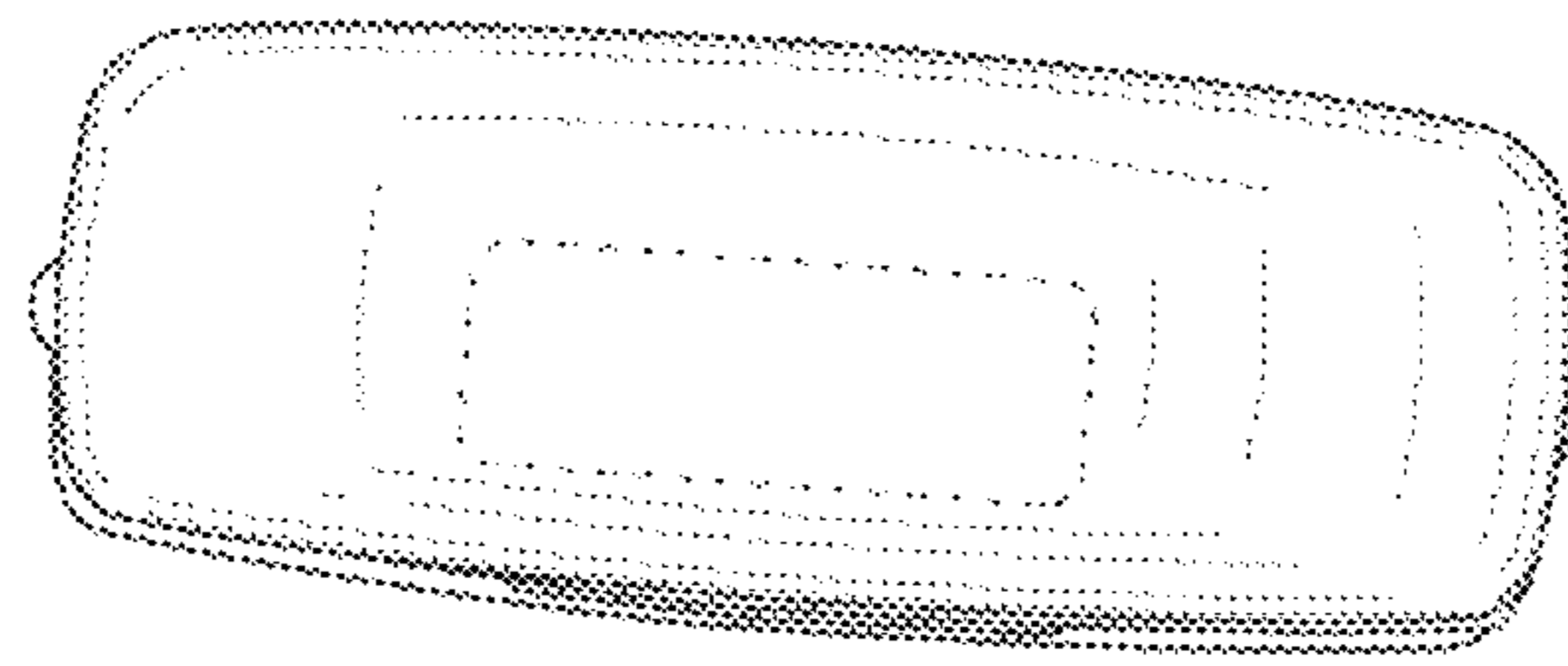


FIG. 6