



US00D906741S

(12) **United States Design Patent** (10) **Patent No.:** **US D906,741 S**
Pedersen et al. (45) **Date of Patent:** **** Jan. 5, 2021**

(54) **DISPLAY UNIT**
(71) Applicant: **Target Brands, Inc.**, Minneapolis, MN (US)
(72) Inventors: **Sara L. Pedersen**, Minneapolis, MN (US); **Christopher S. Case**, Shakopee, MN (US); **Grace C. Manuel**, Minneapolis, MN (US); **Stanley J. Valiulis**, Rockford, IL (US); **Ian Jindrich**, Rockford, IL (US)
(73) Assignee: **Target Brands, Inc.**, Minneapolis, MN (US)

(**) Term: **15 Years**

(21) Appl. No.: **29/708,875**

(22) Filed: **Oct. 10, 2019**

(51) **LOC (13) Cl.** **06-06**

(52) **U.S. Cl.**
USPC **D6/682.3**

(58) **Field of Classification Search**
USPC D6/672, 675, 675.1, 680, 680.1, 680.2, D6/681.1, 682, 682.3, 512, 513
CPC A47F 5/00; A47F 5/006; A47F 2005/0075; A47F 5/08; A47F 5/0807; A47F 5/0876; A47F 7/00; A47F 7/0042
See application file for complete search history.

(56) **References Cited**

U.S. PATENT DOCUMENTS

4,866,868 A * 9/1989 Kass G09F 3/201 40/661
D365,007 S * 12/1995 Sheftel D3/905
D465,372 S * 11/2002 Shea D6/567

D602,294 S * 10/2009 Ferguson D6/569
D636,657 S * 4/2011 Quinlan D8/354
D640,122 S * 6/2011 Stearns D8/355
D640,123 S * 6/2011 Stearns D8/355
9,867,483 B2 * 1/2018 Shea A47F 5/0815
D825,226 S * 8/2018 Zobel D6/672
D836,424 S * 12/2018 Santarelli A47F 5/0068 D8/372
D874,197 S * 2/2020 Turner D6/705
2003/0164346 A1 * 9/2003 Shea A47F 5/0823 211/59.1
2008/0156752 A1 * 7/2008 Bryson A47F 1/126 211/59.3
2013/0015148 A1 * 1/2013 Valiulis A47F 5/0006 211/59.2
2017/0318986 A1 * 11/2017 Santarelli F16M 13/022

* cited by examiner

Primary Examiner — Kelley A Donnelly

(74) *Attorney, Agent, or Firm* — Leanne Taveggia Farrell; Westman, Champlin & Koehler, P.A.

(57) **CLAIM**

The ornamental design for a display unit, as shown and described.

DESCRIPTION

FIG. 1 is a perspective view of a display unit showing our new design;

FIG. 2 is a top view thereof;

FIG. 3 is a bottom view thereof;

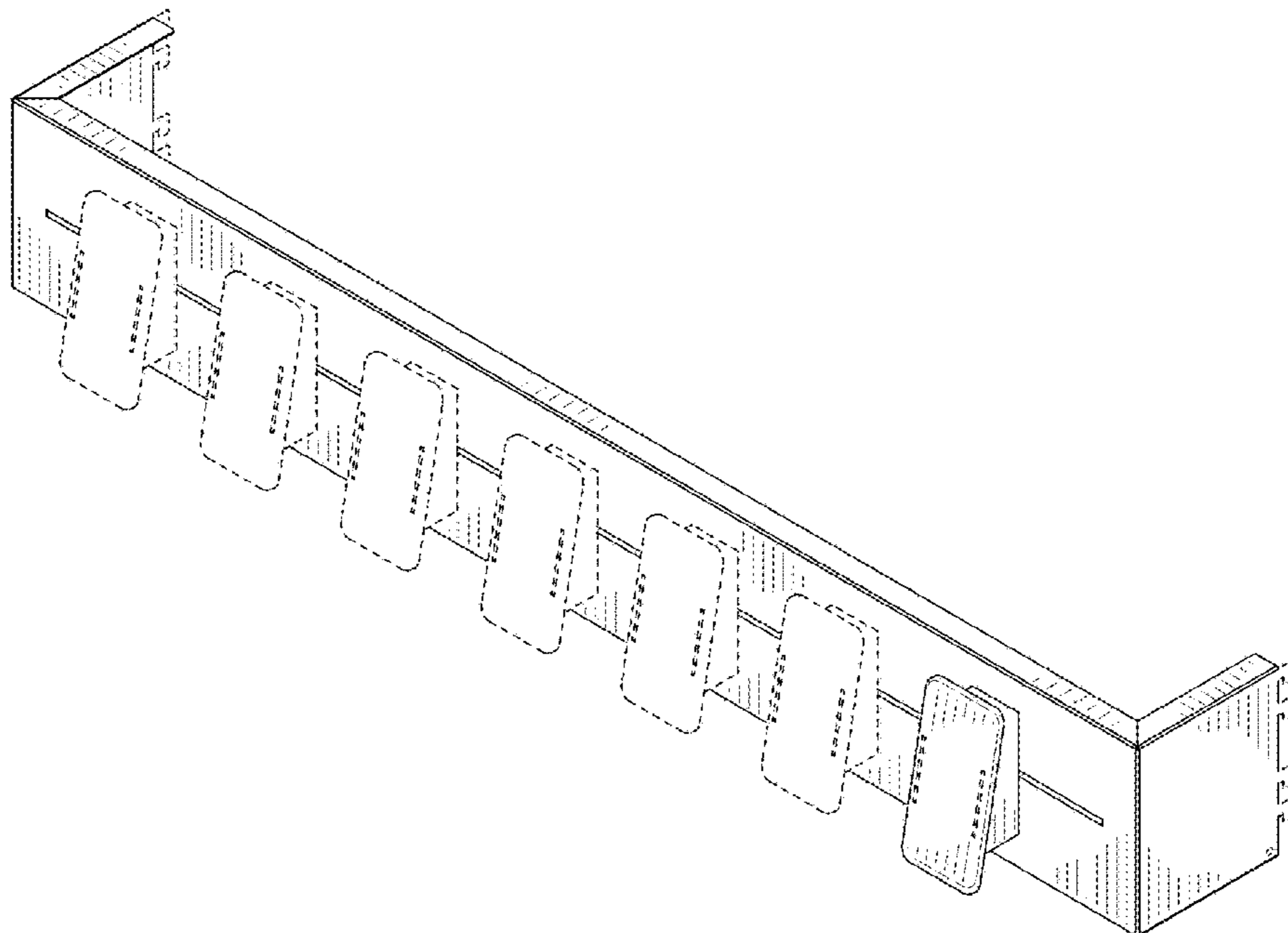
FIG. 4 is a front view thereof;

FIG. 5 is a right side view thereof; and,

FIG. 6 is a left side view thereof.

The broken lines shown in the drawings are included for purposes of illustrating portions of the display unit and form no part of the claimed design.

1 Claim, 3 Drawing Sheets



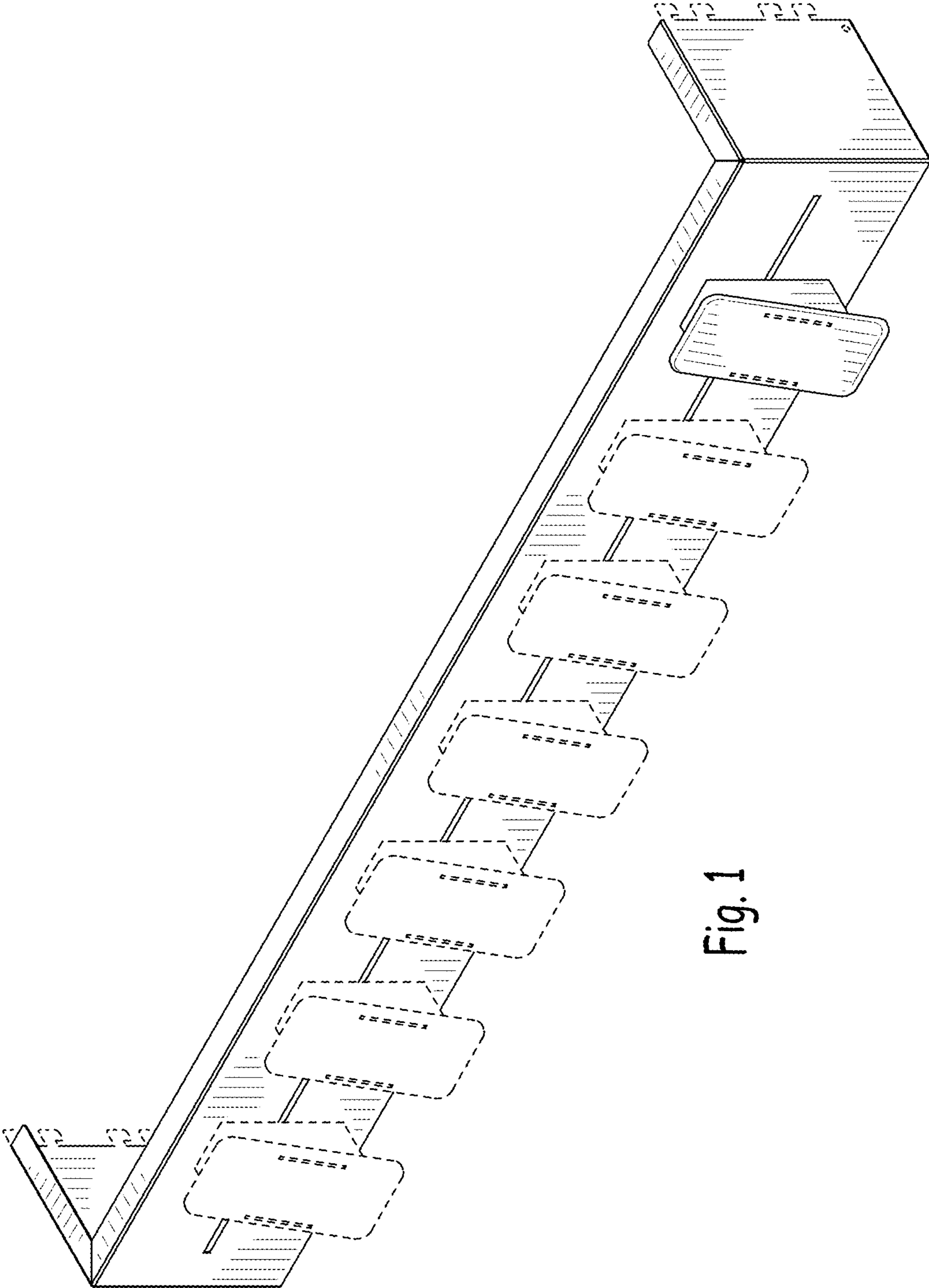


Fig. 1

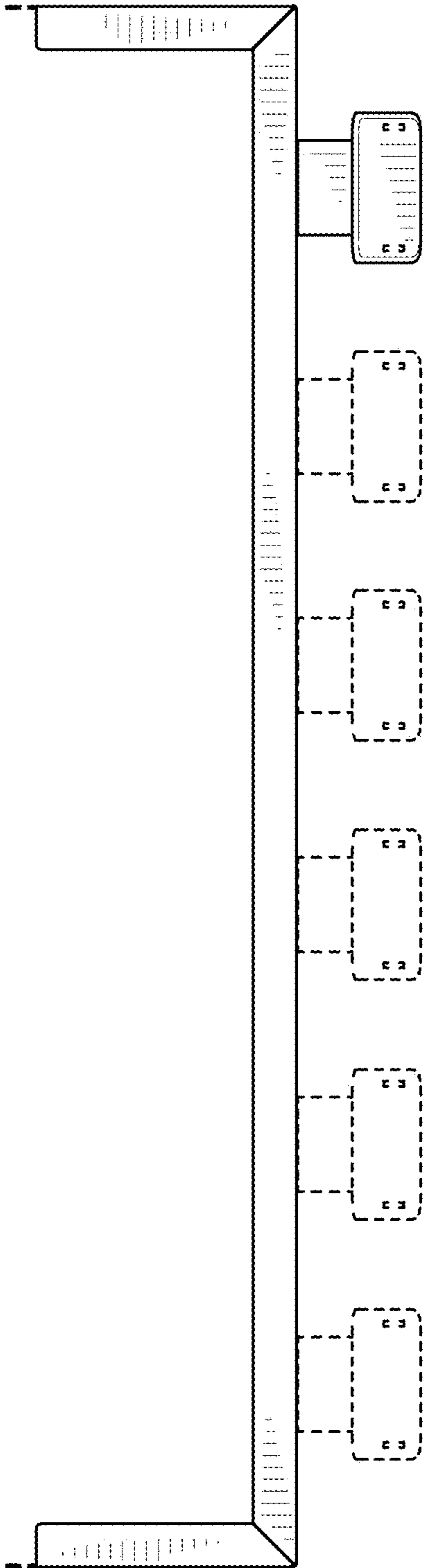


Fig. 2

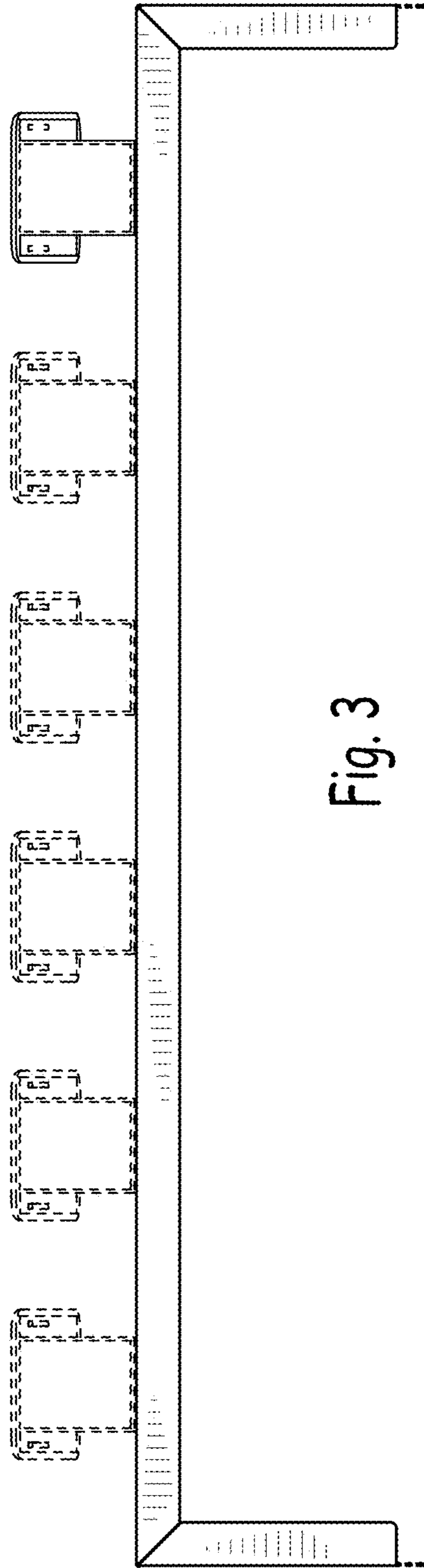


Fig. 3

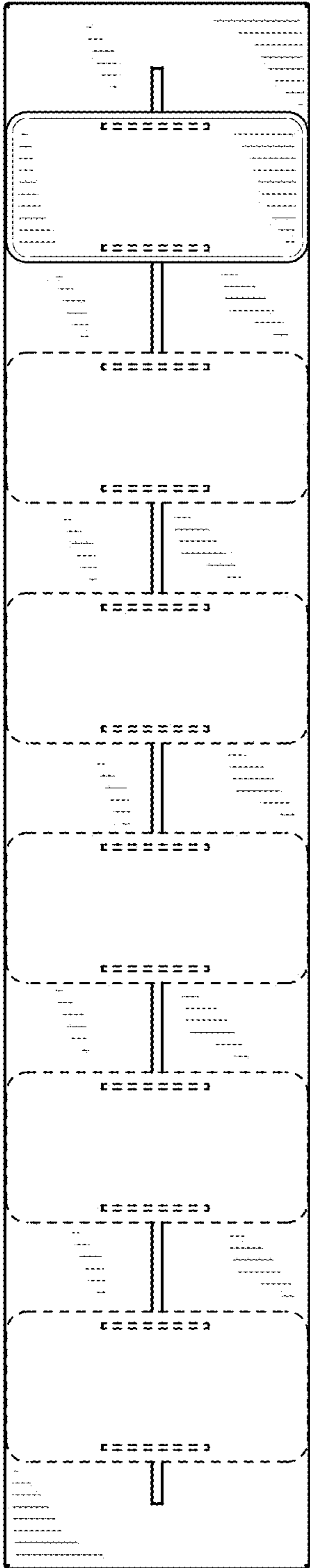


Fig. 4

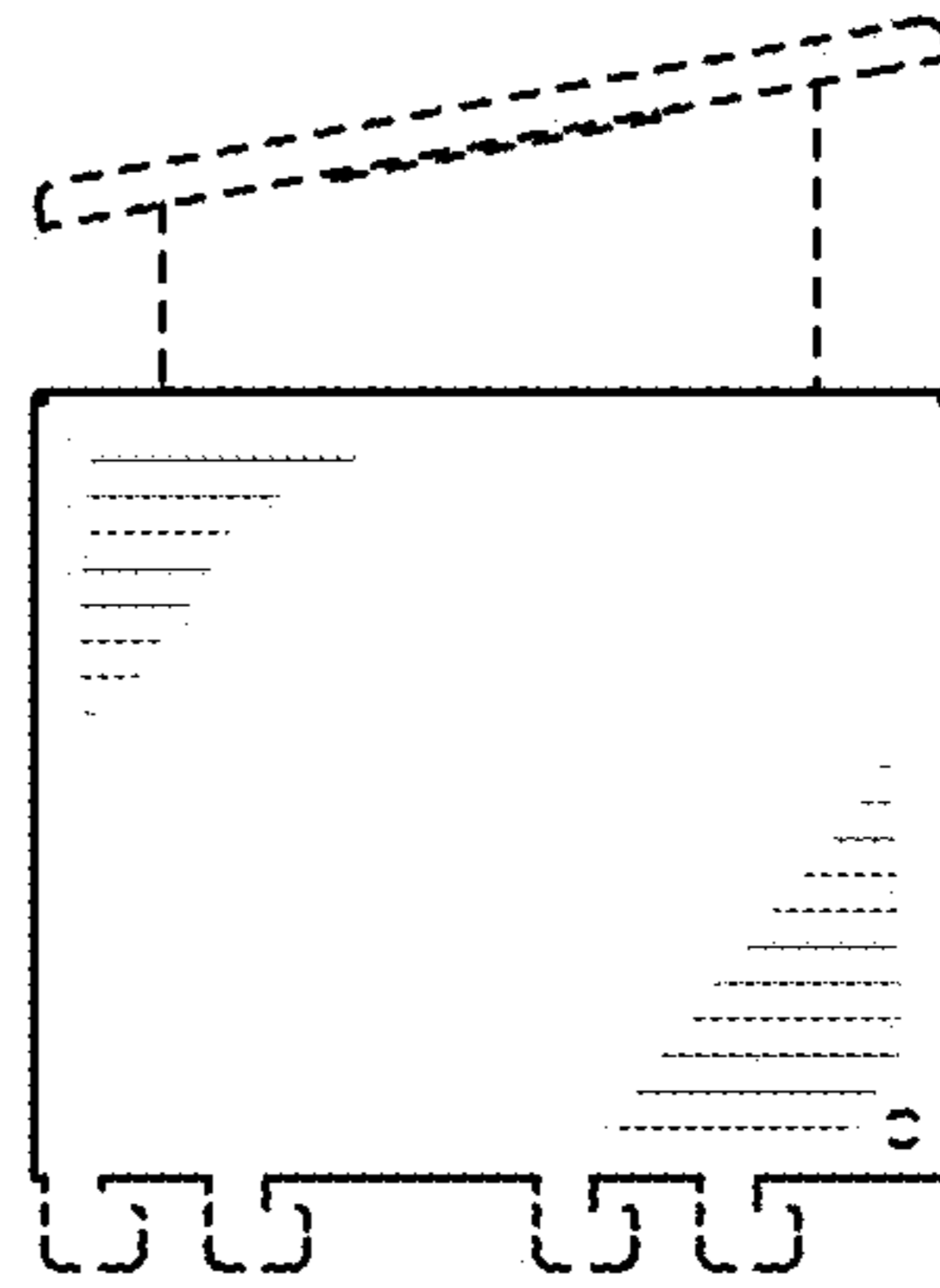


Fig. 6

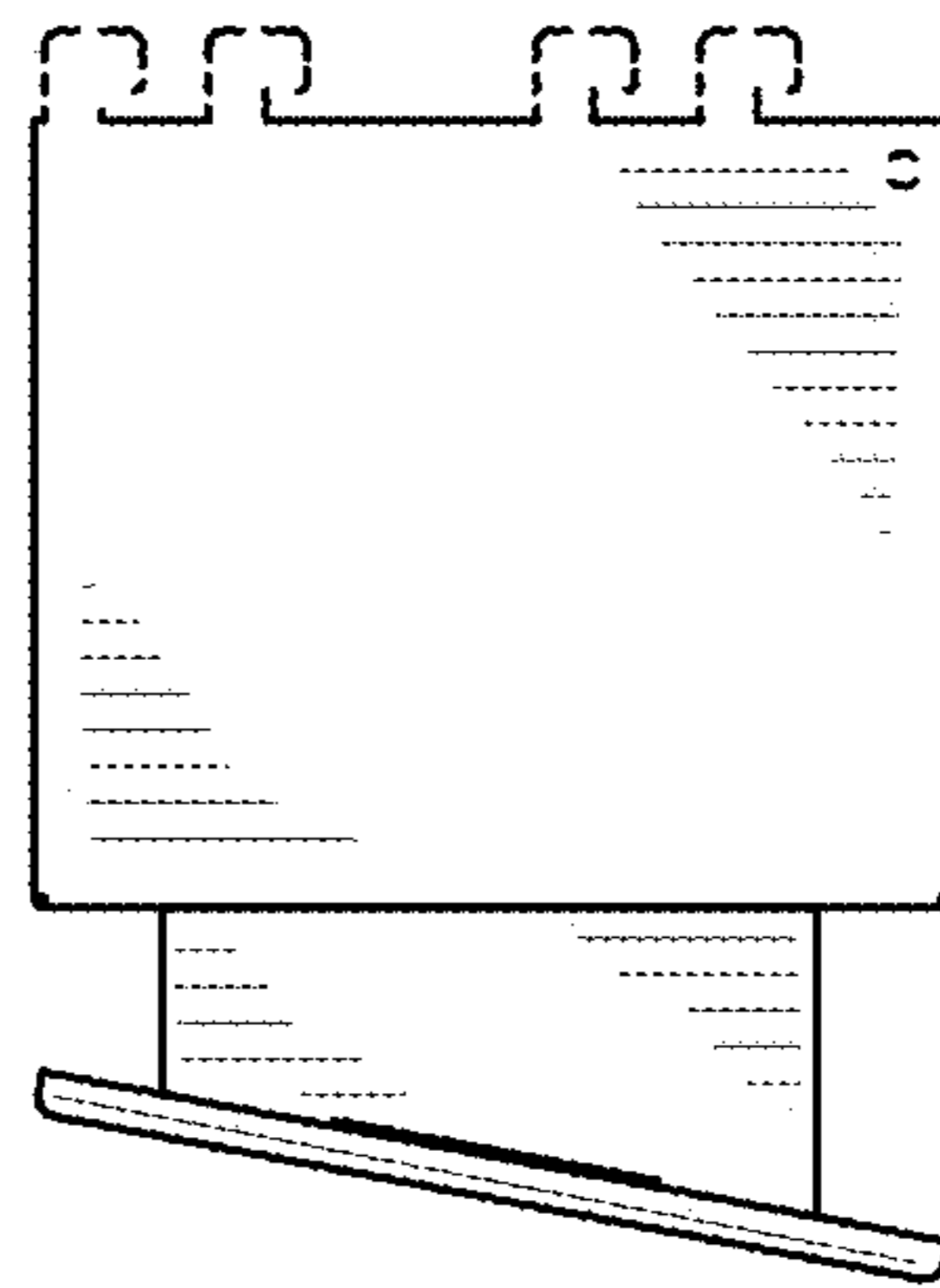


Fig. 5