



US00D906738S

(12) **United States Design Patent** (10) **Patent No.:** **US D906,738 S**
Yang (45) **Date of Patent:** **** Jan. 5, 2021**

(54) **MATTRESS**

(71) Applicant: **Li Yang**, Jiangsu (CN)

(72) Inventor: **Li Yang**, Jiangsu (CN)

(**) Term: **15 Years**

(21) Appl. No.: **29/747,096**

(22) Filed: **Aug. 19, 2020**

(51) **LOC (13) Cl.** **06-09**

(52) **U.S. Cl.**
USPC **D6/605**

(58) **Field of Classification Search**
USPC D6/582-583, 587-592, 595-609,
D6/617-622; D21/803-809; D24/183
CPC A47G 9/00; A47G 2009/001; A47G
2009/002; A47G 2009/003; A47G
2009/005; A47G 2009/006; A47G 9/02;
A47G 9/0207; A47G 9/0215; A47G
9/0223; A47G 9/023; A47G 9/0238;
A47G 9/0246; A47G 9/0253; A47G
9/0261; A47G 9/06; A47G 9/062; A47G
9/066; A47G 9/068; A47G 9/08; A47G
2009/0276; A47G 9/0284; A47G 9/0292;
A47G 9/04; A47G 9/10

See application file for complete search history.

(56) **References Cited**

U.S. PATENT DOCUMENTS

2,614,272	A *	10/1952	Morner	A47C 27/087 5/655.3
D468,951	S *	1/2003	Harris	D6/596
D744,766	S *	12/2015	Morrison	D6/605
D753,934	S *	4/2016	Daeseleire	D6/605
D805,328	S *	12/2017	Desodt	D6/606
D810,472	S	2/2018	Wightman		

D811,130	S	2/2018	Wightman		
D845,669	S *	4/2019	Desodt	D6/595
D850,153	S *	6/2019	Desodt	D6/596
D852,544	S *	7/2019	Desodt	D6/606
D853,151	S *	7/2019	Huang	D6/596
D856,713	S *	8/2019	King	D6/605
2010/0269743	A1 *	10/2010	Marcangelo	A47C 21/022 112/2.1
2016/0157625	A1 *	6/2016	Schneider	A47C 27/15 5/699

* cited by examiner

Primary Examiner — Jennifer L Rempfer
(74) *Attorney, Agent, or Firm* — ScienBiziP, P.C.

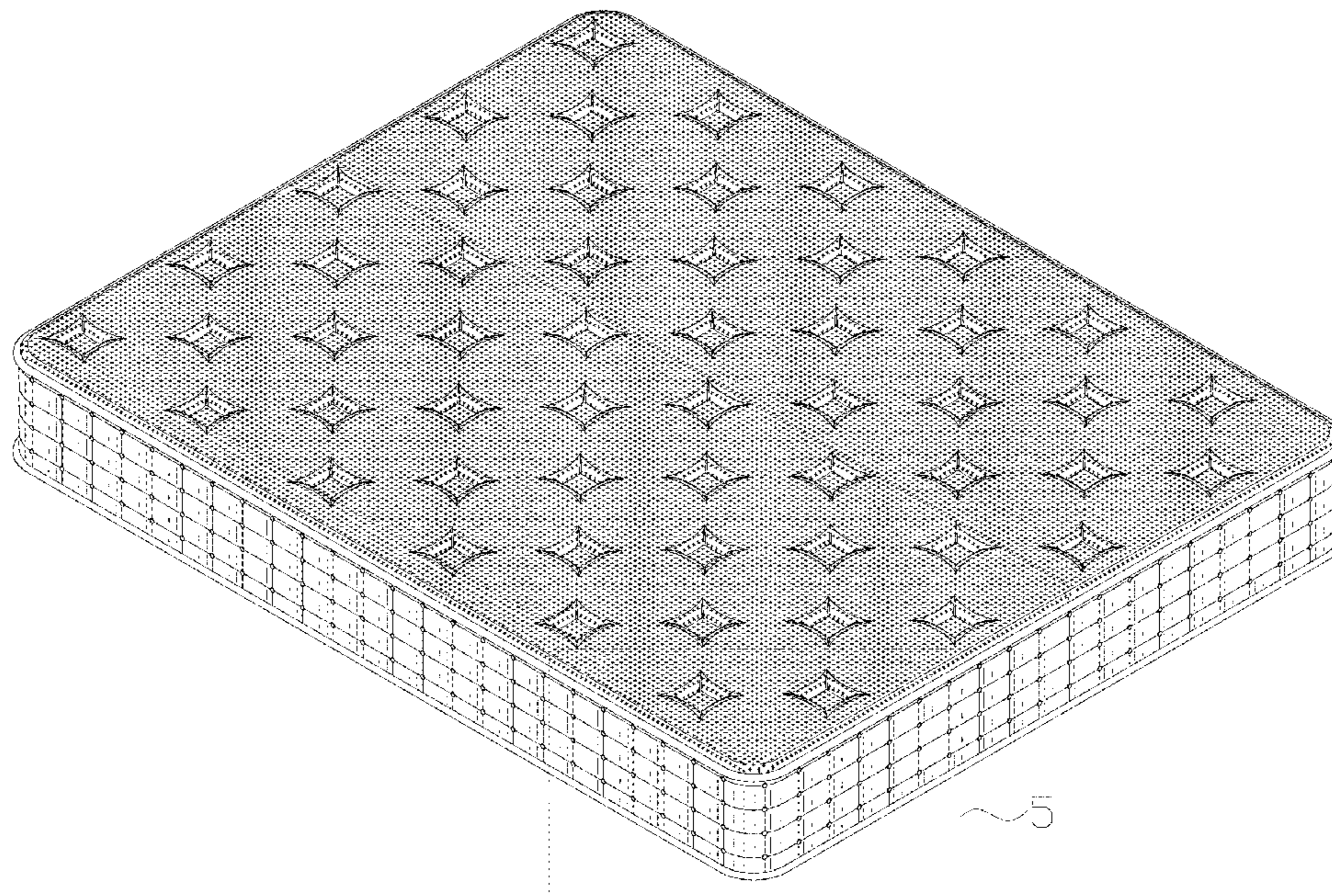
(57) **CLAIM**

The ornamental design for a mattress, as shown and described.

DESCRIPTION

FIG. 1 is a perspective view of a mattress, showing my design.
FIG. 2 is a front elevation view of the mattress of FIG. 1, a rear elevation view of the mattress of FIG. 1 being symmetrical to the front side elevation view of the mattress of FIG. 1.
FIG. 3 is a left side elevation view of the mattress of FIG. 1, a right side elevation of the mattress of FIG. 1 being symmetrical to the left side elevation view of the mattress of FIG. 1.
FIG. 4 is a top plan view of the mattress of FIG. 1, a bottom plan view of the mattress of FIG. 1 being symmetrical to the top plan view of the mattress of FIG. 1; and,
FIG. 5 is an enlarged view of an area labeled 5 in FIG. 1. The broken lines in the drawings depict environmental structure and boundaries and form no part of the claimed design.

1 Claim, 5 Drawing Sheets



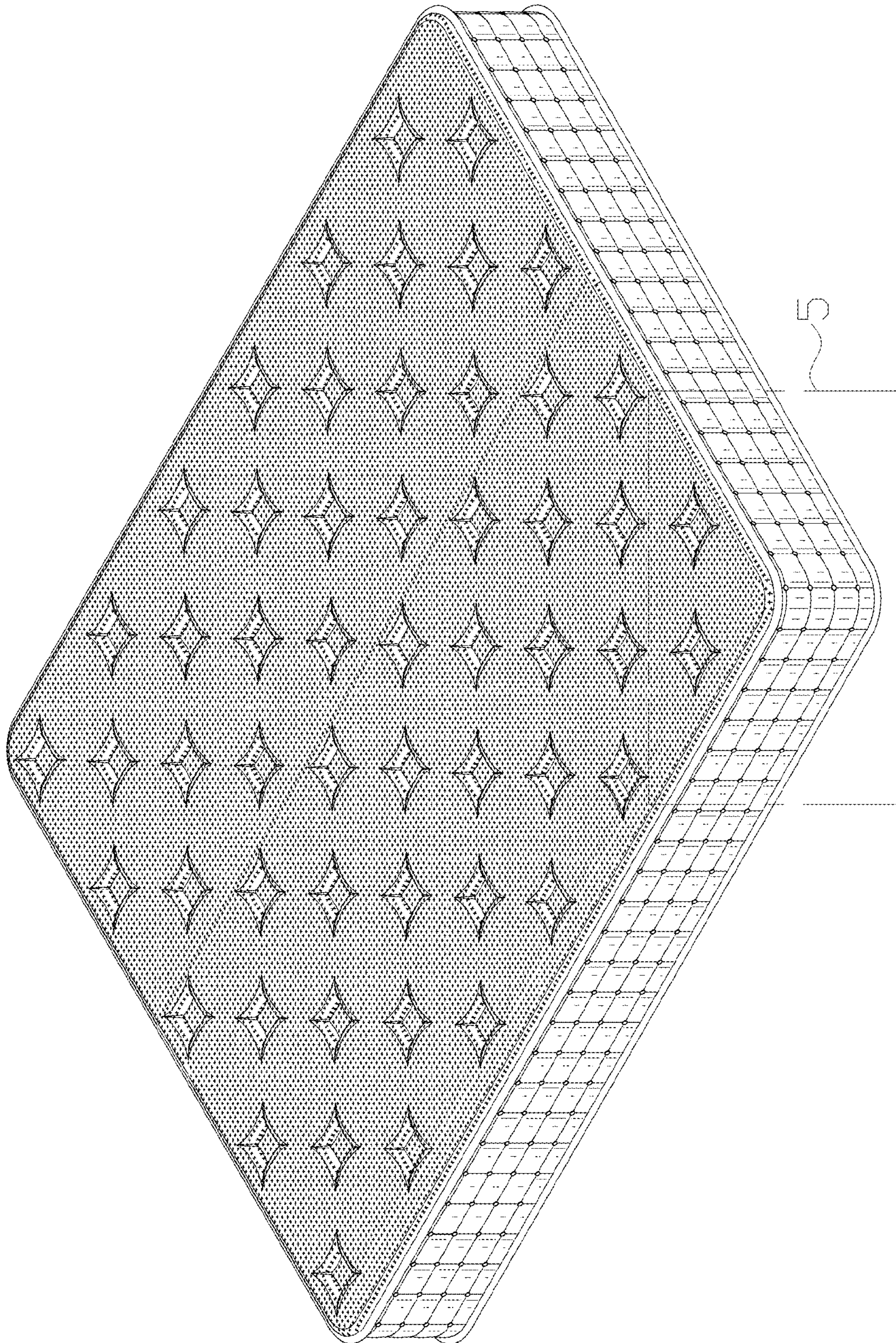


FIG. 1

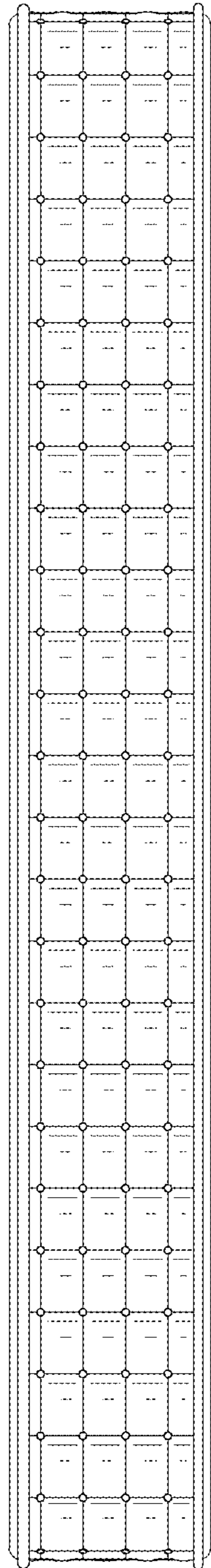


FIG. 2

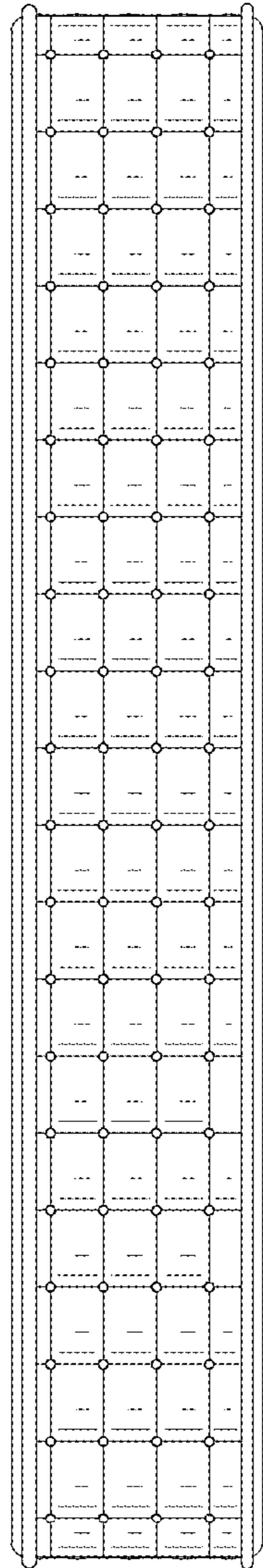


FIG. 3




FIG. 4

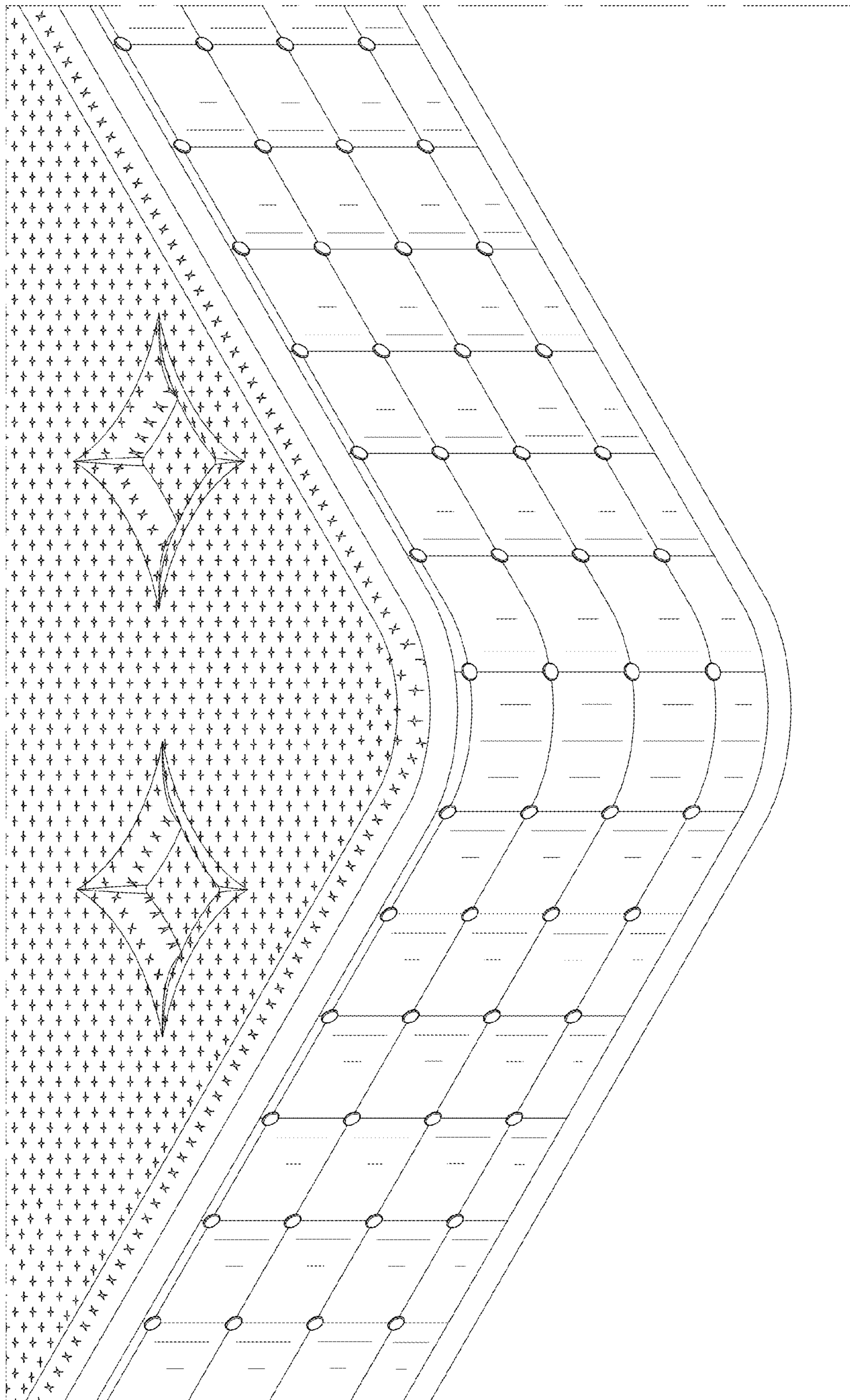


FIG. 5