



US00D906730S

(12) **United States Design Patent** (10) **Patent No.:** **US D906,730 S**
Miller (45) **Date of Patent:** **** Jan. 5, 2021**

(54) **PILLOW**
(71) Applicant: **Sea to Summit Pty Ltd, Riverdale (AU)**
(72) Inventor: **Tim Gregory Miller, Riverdale (AU)**
(73) Assignee: **SEA TO SUMMIT PTY LTD**
(**) Term: **15 Years**
(21) Appl. No.: **29/673,204**
(22) Filed: **Dec. 12, 2018**

(30) **Foreign Application Priority Data**
Jun. 13, 2018 (AU) 201813526
(51) **LOC (13) Cl.** **06-09**
(52) **U.S. Cl.**
USPC **D6/601**
(58) **Field of Classification Search**
USPC D6/582-583, 587-592, 595-609,
D6/617-622; D21/803-809
CPC A47G 9/00; A47G 2009/001; A47G
2009/002; A47G 2009/003; A47G
2009/005; A47G 2009/006; A47G 9/02;
A47G 9/0207; A47G 9/0215; A47G
9/0223; A47G 9/023; A47G 9/0238;
A47G 9/0246; A47G 9/0253; A47G
9/0261; A47G 9/06; A47G 9/062; A47G
9/066; A47G 9/068; A47G 9/08; A47G
2009/0276; A47G 9/0284; A47G 9/0292;
A47G 9/04; A47G 9/10
See application file for complete search history.

(56) **References Cited**
U.S. PATENT DOCUMENTS
1,876,591 A * 9/1932 Bawden A47G 9/10
5/490
5,016,303 A * 5/1991 Tanaka A47G 9/109
5/636

D367,390 S * 2/1996 Johnston D6/596
6,151,735 A * 11/2000 Koby A47G 9/1027
5/644
D476,186 S * 6/2003 Wang D6/601
D747,899 S * 1/2016 Klein D6/601
D752,358 S * 3/2016 Pribyl D6/595
10,485,363 B2 * 11/2019 Son A47G 9/1081
D874,185 S * 2/2020 Massie D6/601
2001/0003219 A1 * 6/2001 Chou A47G 9/10
5/636
2006/0005314 A1 * 1/2006 Lee A47G 9/1081
5/644
2011/0173754 A1 * 7/2011 Calder A47G 9/1027
5/644

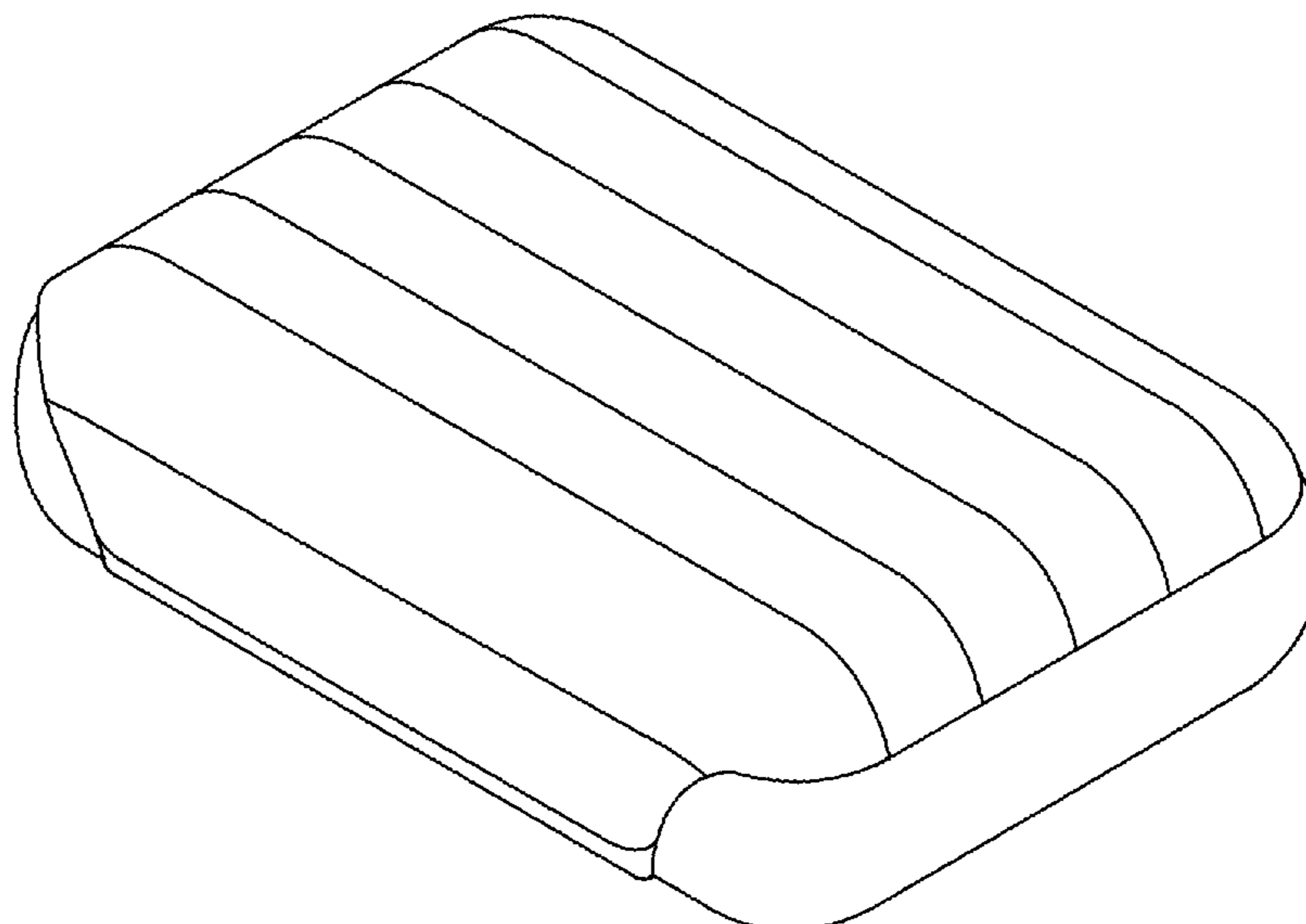
* cited by examiner

Primary Examiner — Jennifer L Rempfer
(74) *Attorney, Agent, or Firm* — Edell, Shapiro & Finnan, LLC

(57) **CLAIM**
The ornamental design for a pillow, as shown and described.

DESCRIPTION
FIG. 1 is a top view of a pillow showing my new design;
FIG. 2 is a front side view thereof;
FIG. 3 is a rear side view thereof;
FIG. 4 is a left side view thereof;
FIG. 5 is a right side view thereof;
FIG. 6 is a bottom view thereof; and,
FIG. 7 is a top and front view in perspective thereof.
The broken line illustration in the drawings is not part of the claimed design.

1 Claim, 3 Drawing Sheets






FIG.1




FIG.2




FIG.3

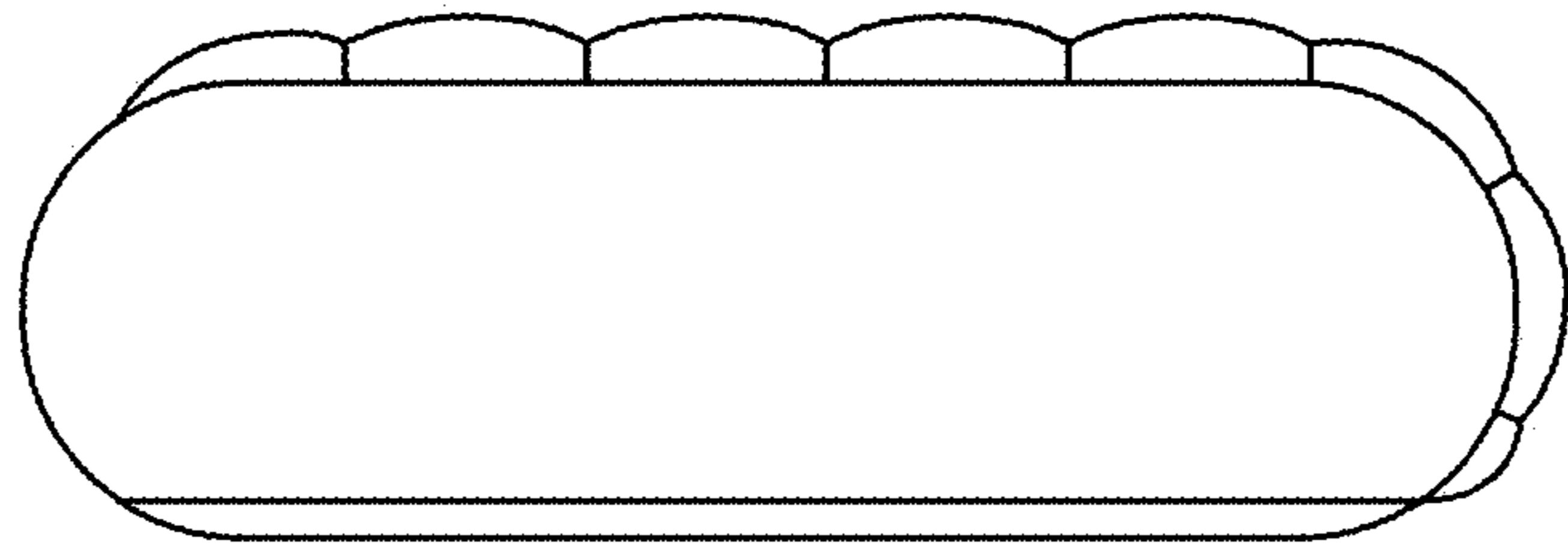


FIG. 4




FIG. 5

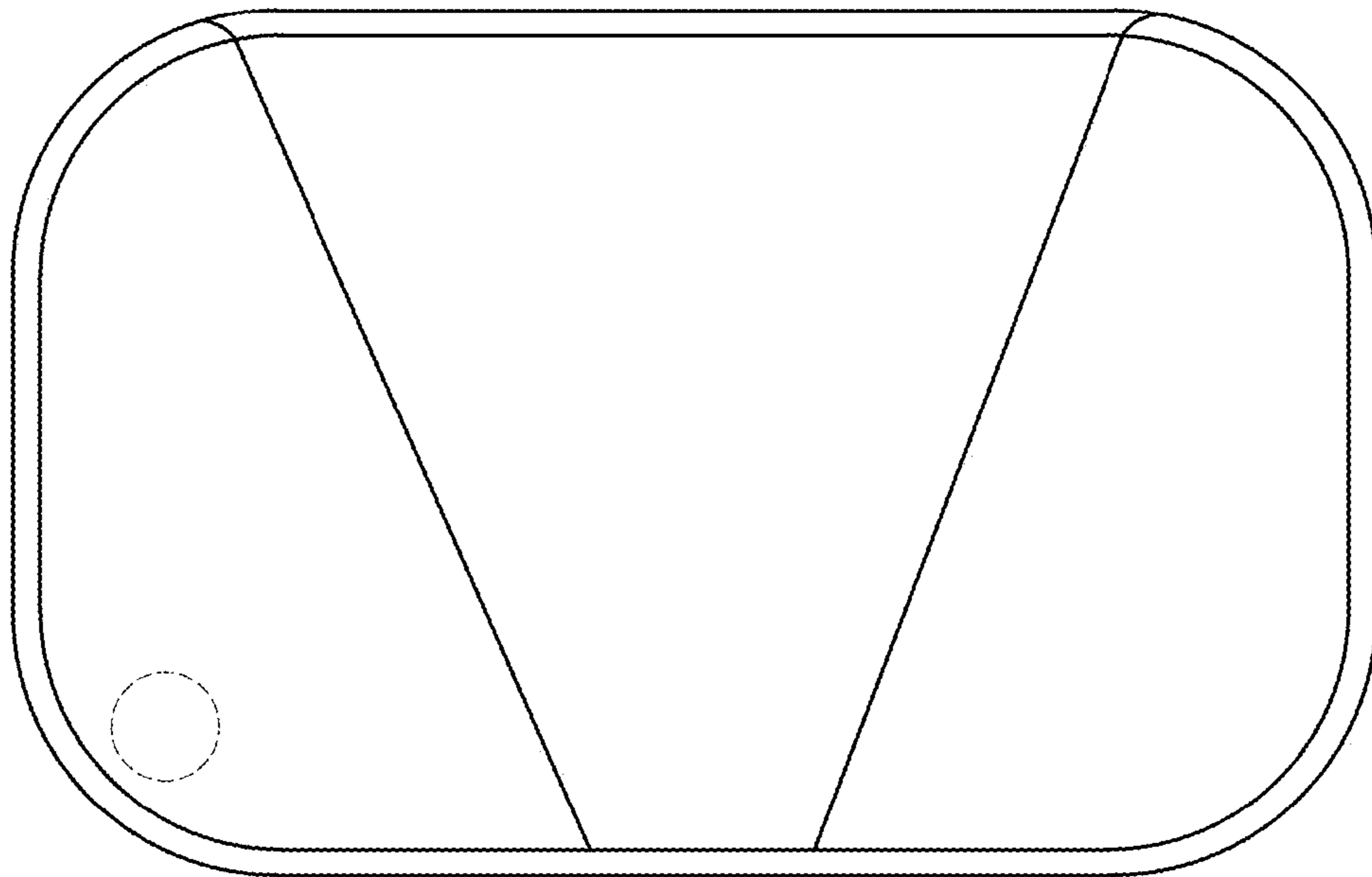


FIG. 6

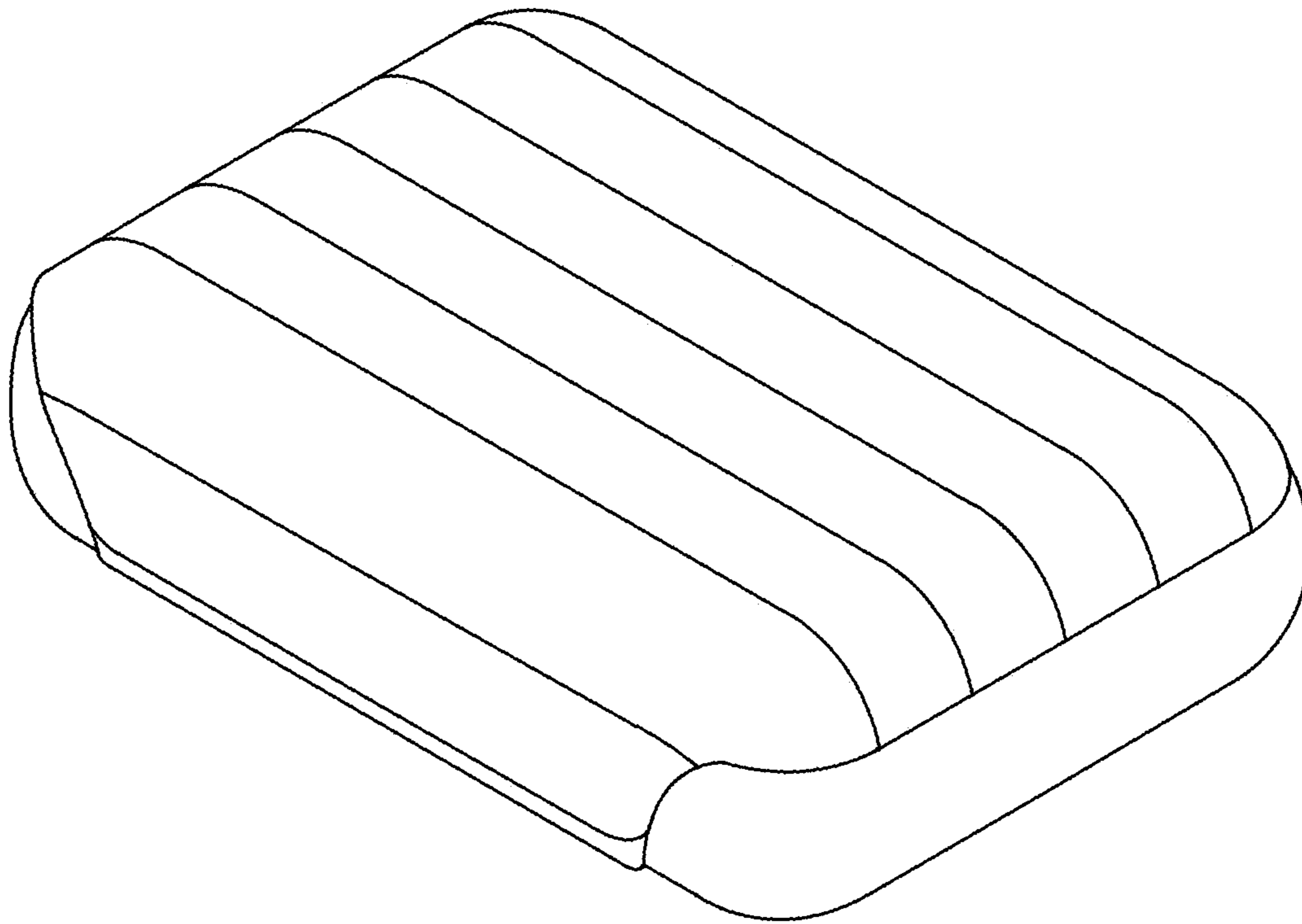


FIG.7