



US00D906726S

(12) **United States Design Patent**
Hagglund

(10) **Patent No.:** **US D906,726 S**
(45) **Date of Patent:** **** Jan. 5, 2021**

- (54) **MESSAGE MAT**
- (71) Applicant: **Damian Hagglund**, Beverly Hills, CA (US)
- (72) Inventor: **Damian Hagglund**, Beverly Hills, CA (US)
- (**) Term: **15 Years**
- (21) Appl. No.: **29/730,903**
- (22) Filed: **Apr. 9, 2020**

D313,512 S *	1/1991	Legare	E01C 13/06
				D5/53
5,806,135 A *	9/1998	Earle	A47L 13/16
				15/104.001
5,815,995 A *	10/1998	Adam	A47L 23/24
				52/177
6,199,335 B1 *	3/2001	Brenot	A63C 19/04
				472/90
6,810,553 B1 *	11/2004	Otsuji	A01K 13/002
				15/104.94
7,284,293 B1 *	10/2007	Holder	A46B 9/02
				15/104.94
D604,082 S *	11/2009	Thrush	A46B 9/02
				D6/582

(Continued)

Related U.S. Application Data

- (63) Continuation-in-part of application No. 29/663,811, filed on Sep. 19, 2018.
- (51) **LOC (13) Cl.** **06-11**
- (52) **U.S. Cl.**
USPC **D6/582**; D24/200; D6/596
- (58) **Field of Classification Search**
USPC D6/582-584, 586-589, 592, 593; D5/4, D5/58; D12/203; D19/9; D24/200, D24/212-215; D25/138, 148, 163; D32/40, 57
CPC A47G 27/02; A47G 27/0206; A47G 27/0212; A47G 27/0225; A47G 27/0231; A47G 27/0237; A47G 27/0468; A47G 9/062; A47K 3/002; A47K 7/026; A63B 21/4037; A63B 6/00; G09B 19/0015; B60N 3/044
See application file for complete search history.

(56) **References Cited**

U.S. PATENT DOCUMENTS

1,987,390 A *	1/1935	Davis	A61H 7/003
				601/137
D132,537 S *	5/1942	Rhodes	D29/125
2,476,921 A *	7/1949	Shock	A61H 7/001
				482/79

OTHER PUBLICATIONS

Foamily Acoustic Foam Sound Absorption Pyramid Studio Treatment Wall Panel. Sold on Amazon.com. Sep. 14, 2015. Accessed on Jul. 30, 2020. (Year: 2015).*

Primary Examiner — Kevin K Rudzinski
Assistant Examiner — Clare Ann Gannon
(74) *Attorney, Agent, or Firm* — Dunlap Bennett & Ludwig, PLLC; Brendan E. Squire


(57) **CLAIM**

The ornamental design for a massage mat, as shown and described.

DESCRIPTION

FIG. 1 is a top front perspective view of a massage mat; FIG. 2 is a top elevation view thereof; FIG. 3 is a front elevation view thereof, the rear elevation view being a mirror image thereof; FIG. 4 is a right elevation view thereof, the left elevation view being a mirror image thereof; and, FIG. 5 is a bottom elevation view thereof. The broken lines shown in the drawings depict portions of the massage mat that form no part of the claimed invention.

1 Claim, 3 Drawing Sheets



(56)

References Cited

U.S. PATENT DOCUMENTS

D682,634 S * 5/2013 Datavs A63C 19/04
D7/698
D796,227 S * 9/2017 MacNeil D6/583
D849,272 S * 5/2019 Kaump A61H 7/003
D25/138
2010/0300518 A1* 12/2010 Moslehi H01L 21/00
136/255
2015/0074932 A1* 3/2015 Jost B32B 38/0004
15/244.4
2017/0226707 A1* 8/2017 Hassan E01C 13/06

* cited by examiner




FIG. 1




FIG.2

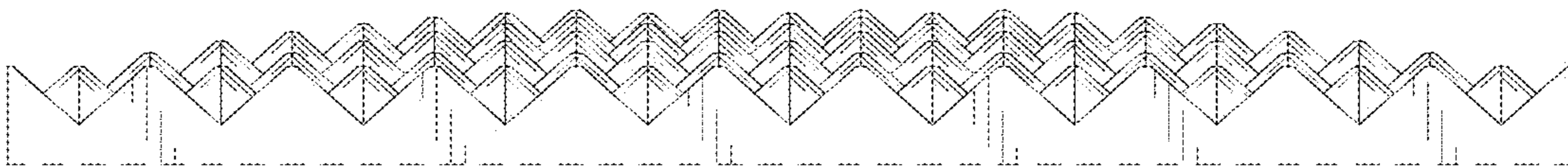


FIG.3

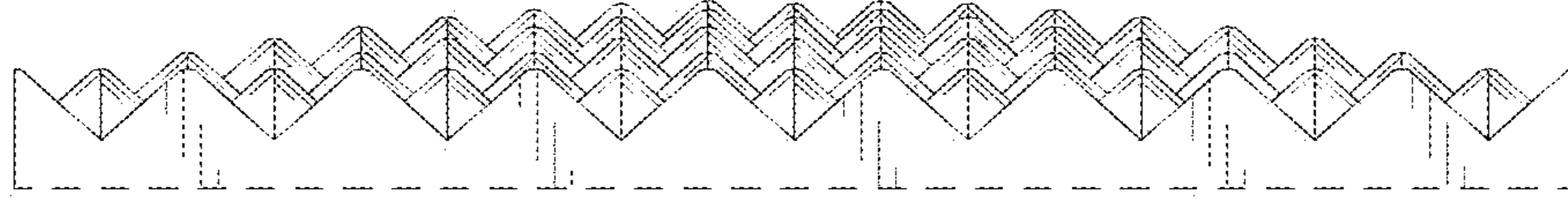


FIG.4




FIG.5