



US00D906718S

(12) **United States Design Patent**
Sumlin

(10) **Patent No.:** **US D906,718 S**

(45) **Date of Patent:** **** Jan. 5, 2021**

(54) **BED**
(71) Applicant: **Charles Neal Sumlin**, Palmer, PR (US)
(72) Inventor: **Charles Neal Sumlin**, Palmer, PR (US)
(73) Assignee: **AMINI INNOVATION CORPORATION**, Pico Rivera, CA (US)

(**) Term: **15 Years**

(21) Appl. No.: **29/698,226**

(22) Filed: **Jul. 15, 2019**

(51) **LOC (13) Cl.** **06-02**

(52) **U.S. Cl.**
USPC **D6/393**

(58) **Field of Classification Search**
USPC D6/382, 383, 393-395, 718, 718.13,
D6/718.2, 718.23

CPC A47C 19/00; A47C 19/021; A47C 19/022;
A47C 31/006

See application file for complete search history.

(56) **References Cited**

U.S. PATENT DOCUMENTS

D151,961 S * 12/1948 Buckner D6/393
D160,571 S * 10/1950 Belanger D6/393

D281,563 S * 12/1985 Rougier D6/393
D395,965 S * 7/1998 Hutton D6/382
D406,207 S * 3/1999 Konorti D6/718.26
D451,725 S * 12/2001 Rocheford D6/718.23
D870,484 S * 12/2019 Sumlin D6/393

* cited by examiner

Primary Examiner — Cathron C Brooks

(74) *Attorney, Agent, or Firm* — Cislo & Thomas, LLP

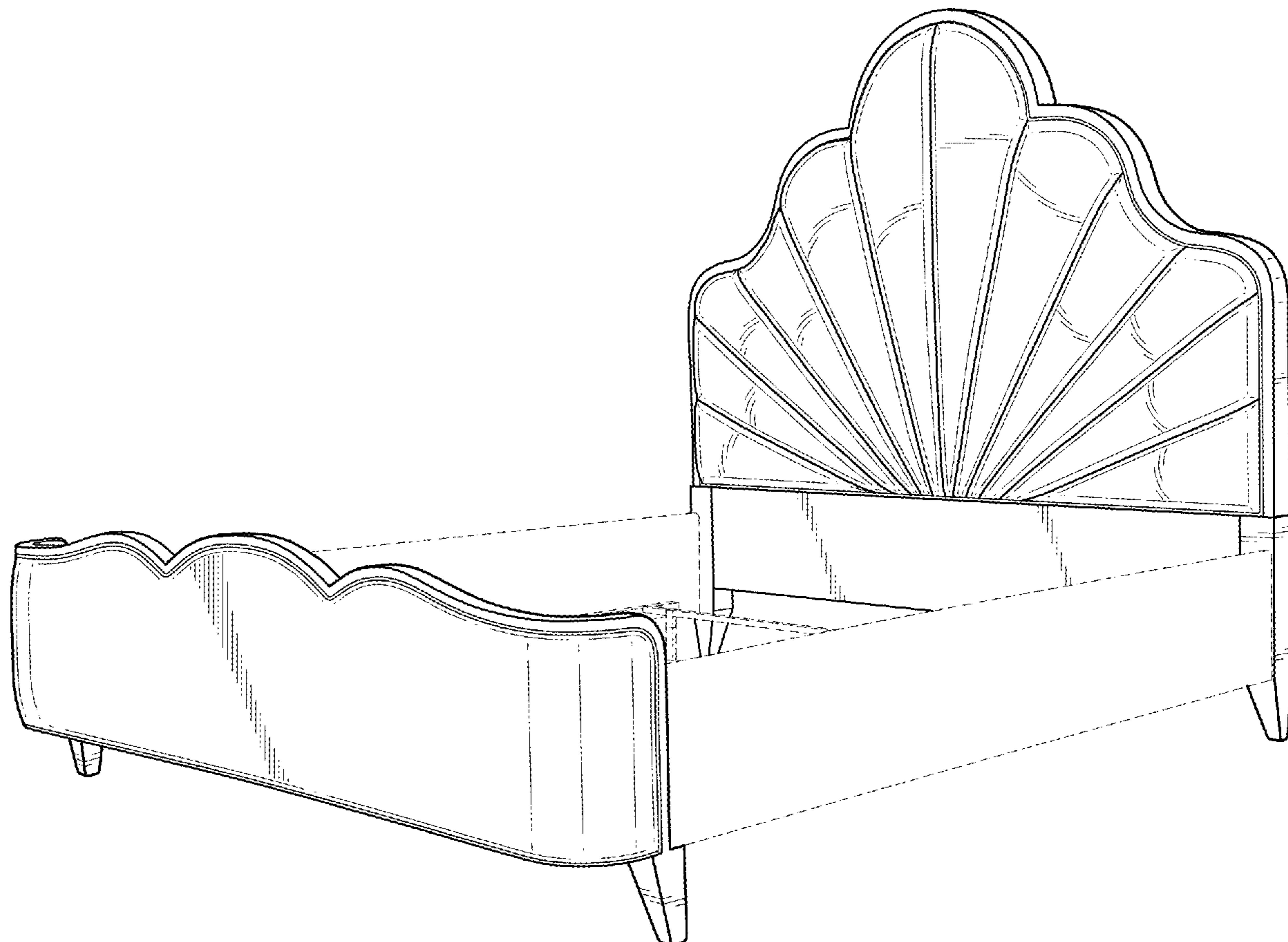
(57) **CLAIM**

The ornamental design for a bed, as shown and described.

DESCRIPTION

FIG. 1 is a front perspective view of my bed;
FIG. 2 is a front view thereof;
FIG. 3 is a right side view, the left side (not shown) is a mirror image thereof; and,
FIG. 4 is a top view of my bed.
The broken lines illustrate portions of the bed that form no part of the claimed design.

1 Claim, 4 Drawing Sheets



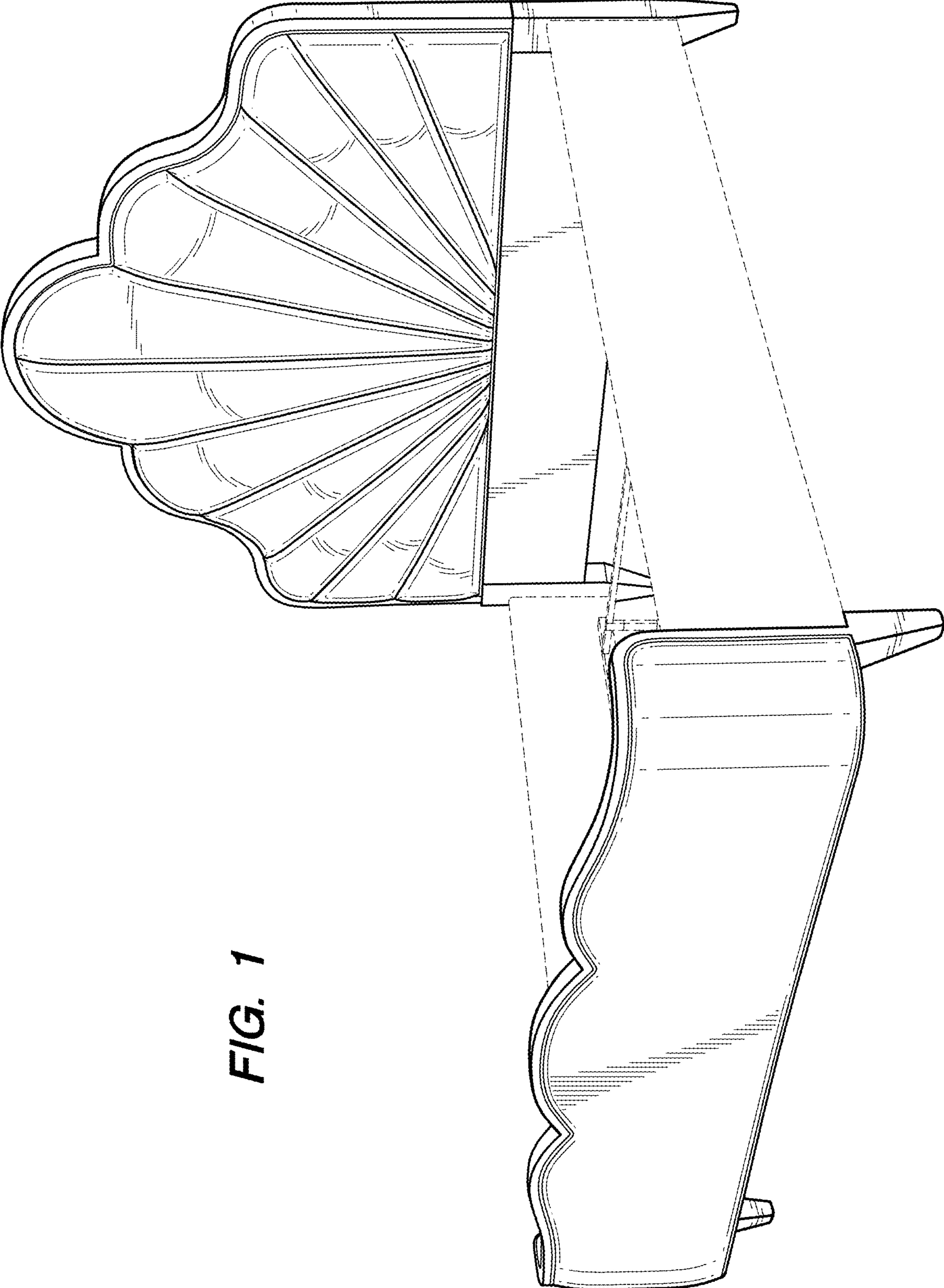


FIG. 1

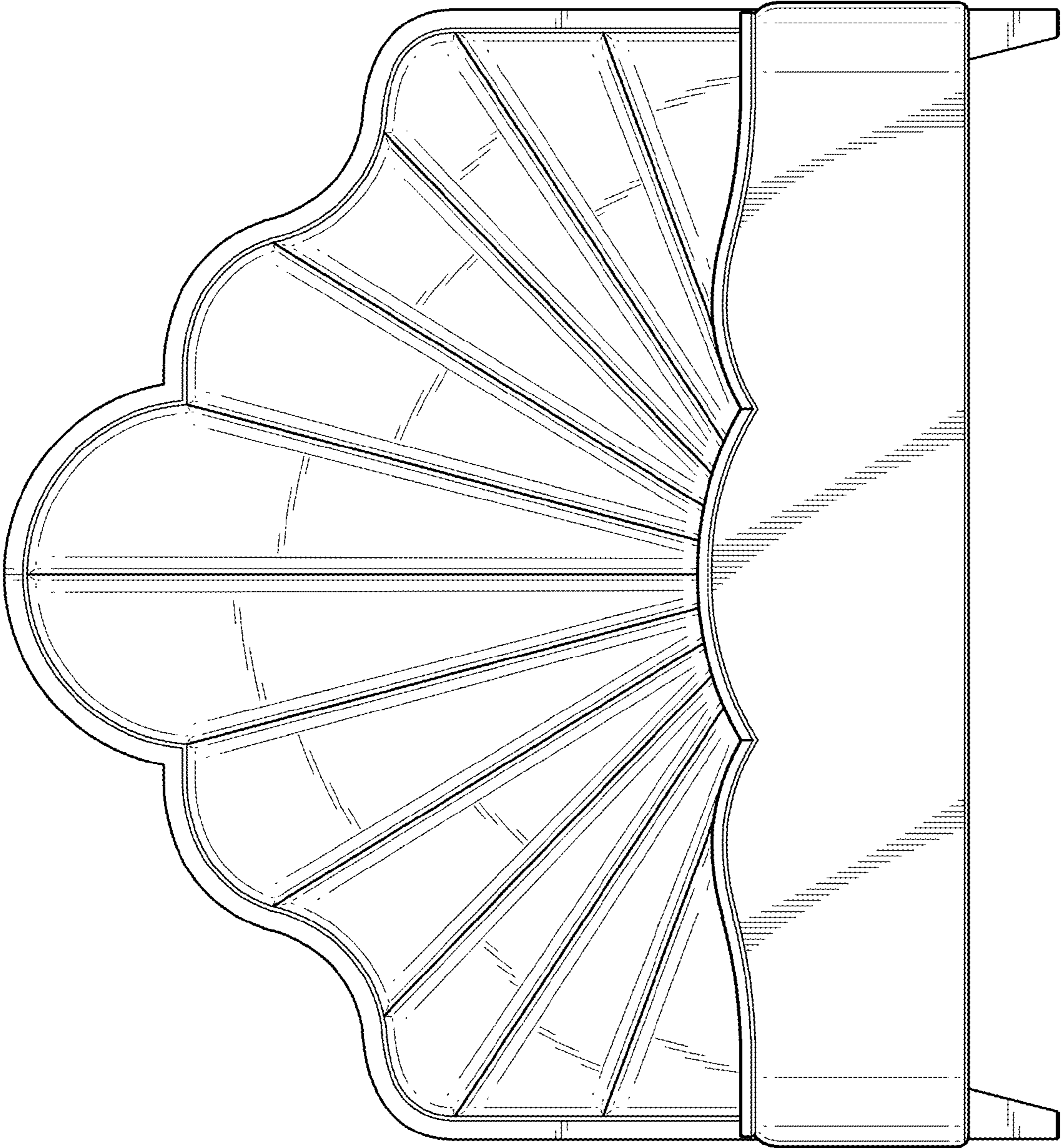


FIG. 2

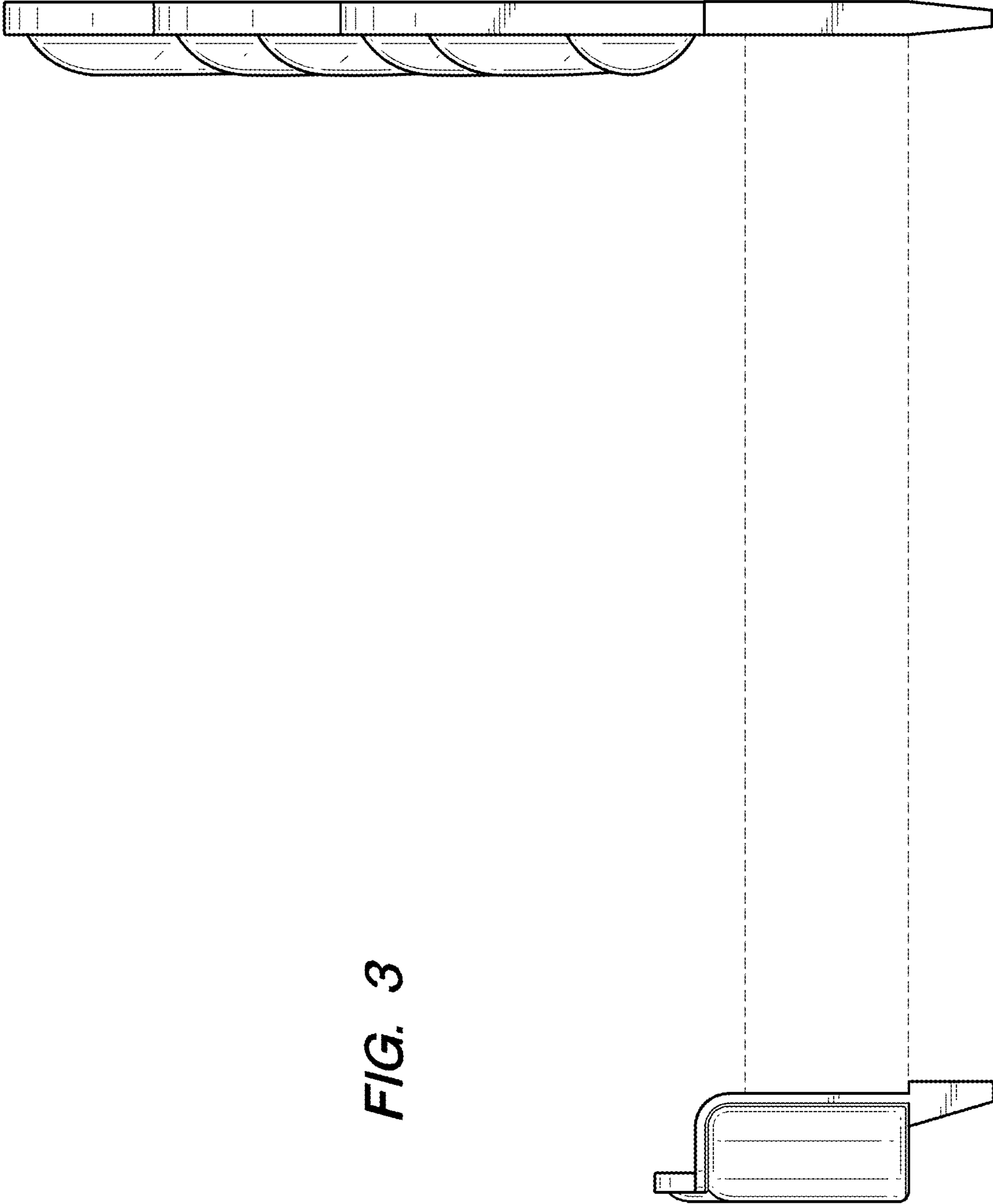


FIG. 3

FIG. 4

