



US00D906717S

(12) **United States Design Patent**  
**Sumlin**

(10) **Patent No.:** **US D906,717 S**

(45) **Date of Patent:** **\*\* Jan. 5, 2021**

(54) **BED**

(71) Applicant: **Charles Neal Sumlin**, Palmer, OR (US)

(72) Inventor: **Charles Neal Sumlin**, Palmer, OR (US)

(73) Assignee: **AMINI INNOVATION CORPORATION**, Pico Rivera, CA (US)

(\*\*) Term: **15 Years**

(21) Appl. No.: **29/698,222**

(22) Filed: **Jul. 15, 2019**

(51) **LOC (13) Cl.** ..... **06-02**

(52) **U.S. Cl.**  
USPC ..... **D6/393**

(58) **Field of Classification Search**  
USPC ..... D6/382, 383, 393-395, 718, 718.13,  
D6/718.2, 718.23  
CPC ..... A47C 19/00; A47C 19/021; A47C 19/022;  
A47C 31/006

See application file for complete search history.

(56) **References Cited**

U.S. PATENT DOCUMENTS

D160,571 S	*	10/1950	Belanger	.....	D6/393
D870,484 S	*	12/2019	Sumlin	.....	D6/393
D870,486 S	*	12/2019	Sumlin	.....	D6/393
D870,487 S	*	12/2019	Sumlin	.....	D6/393

\* cited by examiner

*Primary Examiner* — Cathron C Brooks

(74) *Attorney, Agent, or Firm* — Cislo & Thomas, LLP

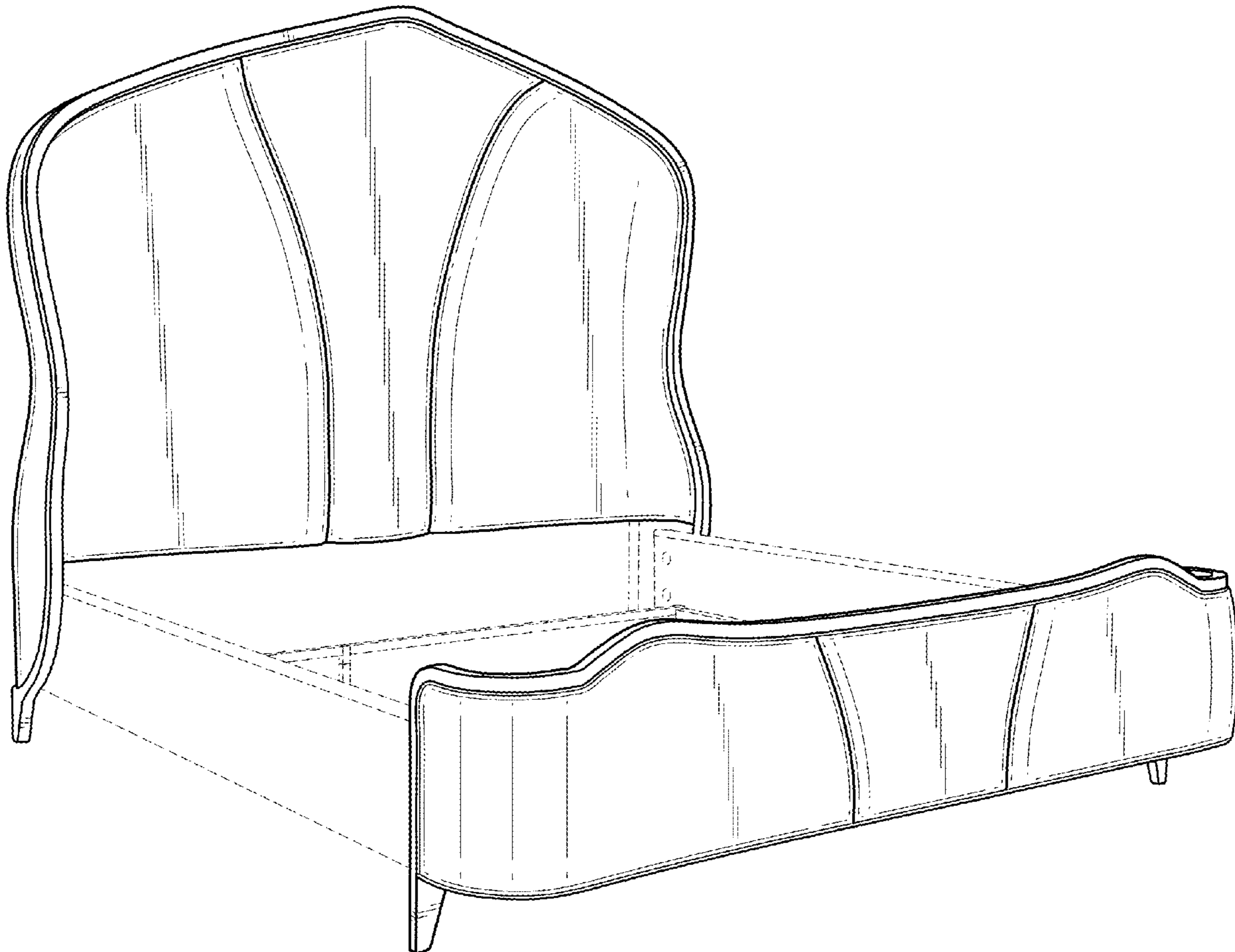
(57) **CLAIM**

The ornamental design for a bed, as shown and described.

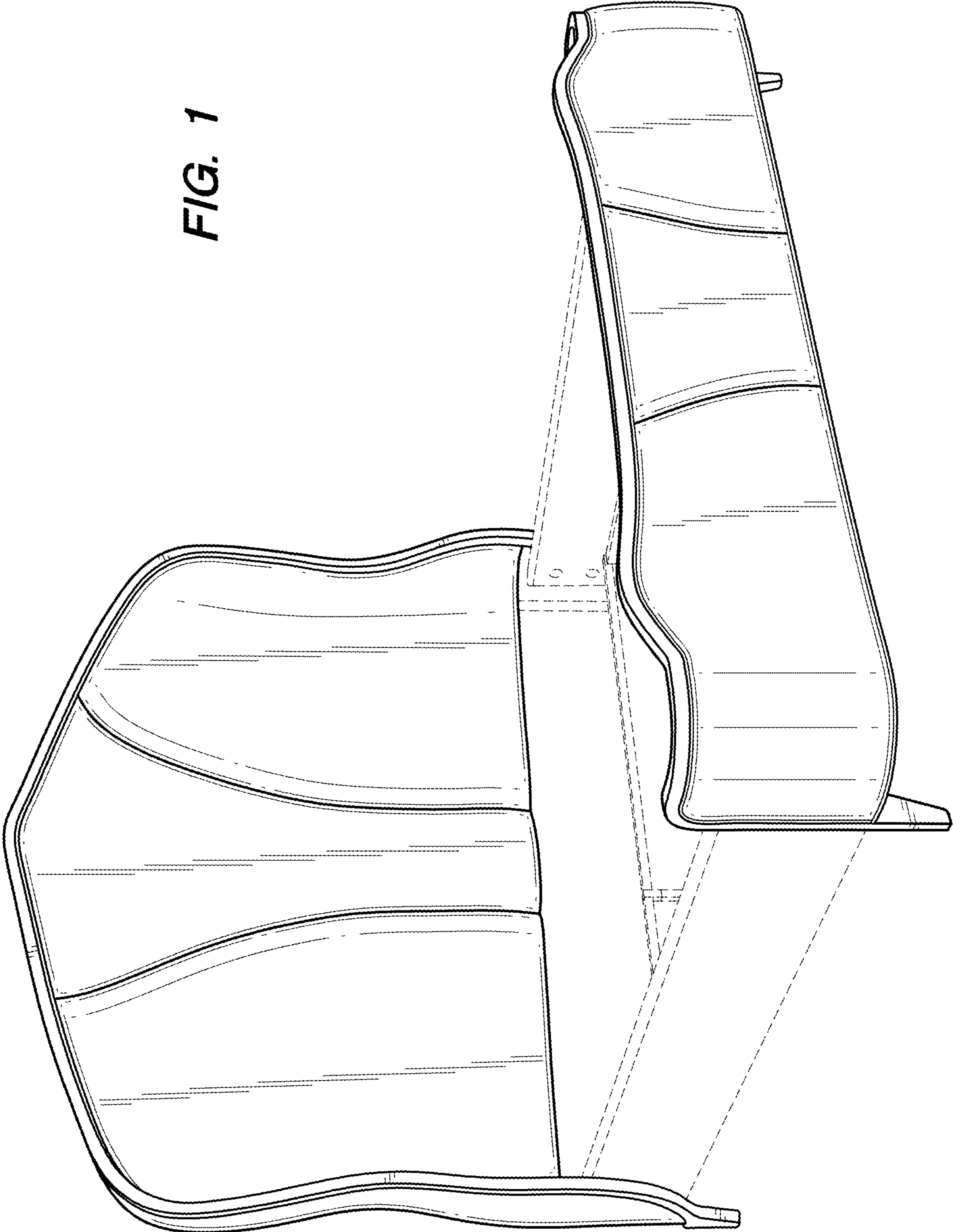
**DESCRIPTION**

FIG. 1 is a front perspective view of my bed;  
FIG. 2 is a front view thereof;  
FIG. 3 is a right side view, the left side (not shown) is a mirror image thereof; and,  
FIG. 4 is a top view of my bed.  
The broken lines illustrate portions of the bed that form no part of the claimed design.

**1 Claim, 4 Drawing Sheets**



**FIG. 1**



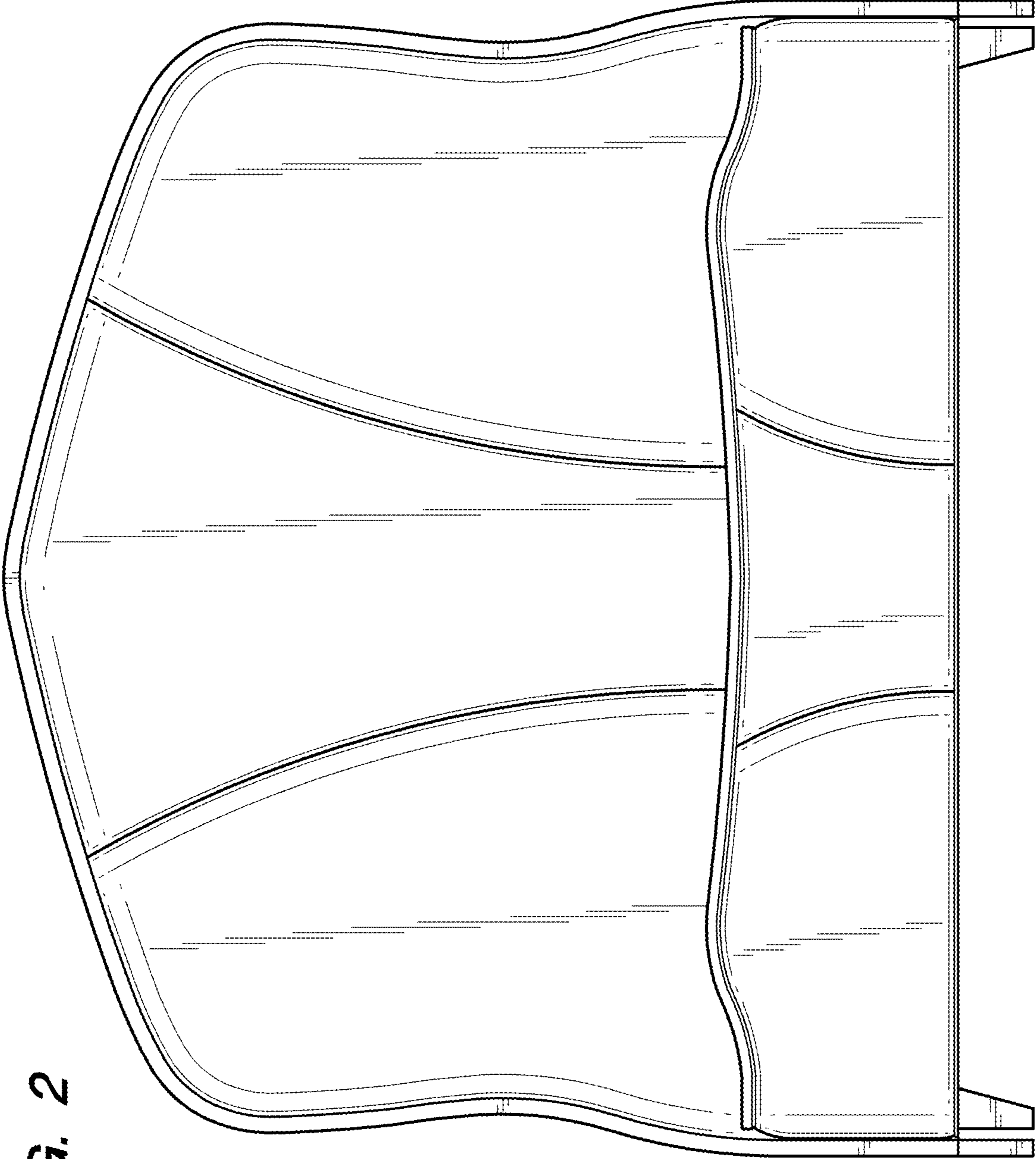
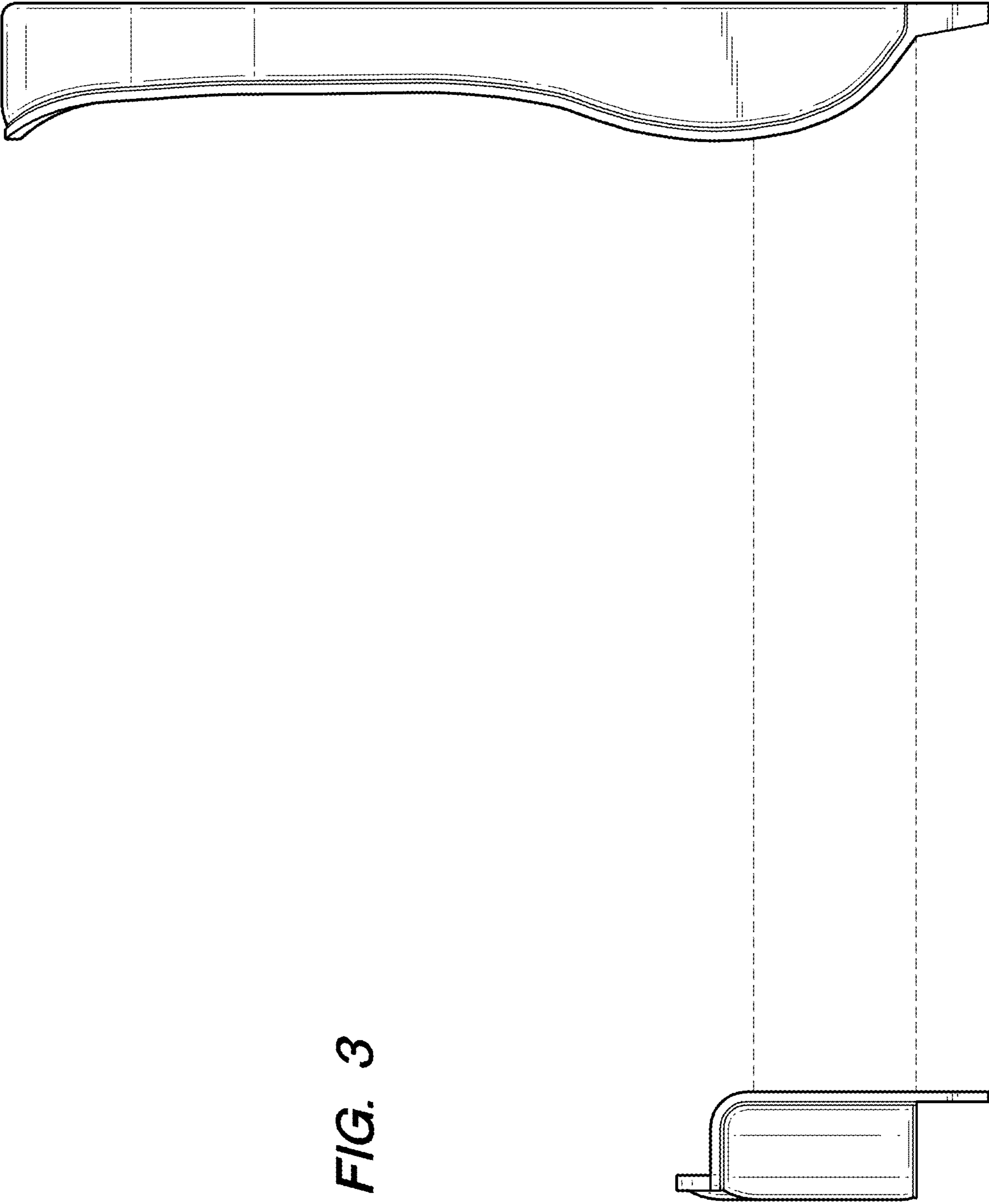


FIG. 2



**FIG. 3**

FIG. 4

