



US00D906715S

(12) **United States Design Patent**  
**Pan et al.**

(10) **Patent No.:** **US D906,715 S**

(45) **Date of Patent:** **\*\* Jan. 5, 2021**

(54) **SOFA FOR CHILDREN**

(71) Applicant: **Dongguan City Baby Furniture Co., Ltd, Dongguan (CN)**

(72) Inventors: **Wen Pan, Dongguan (CN); Changtao Yang, Dongguan (CN)**

(\*\*) Term: **15 Years**

(21) Appl. No.: **29/709,263**

(22) Filed: **Oct. 12, 2019**

(51) **LOC (13) Cl.** ..... **06-01**

(52) **U.S. Cl.**  
USPC ..... **D6/374**

(58) **Field of Classification Search**  
USPC ..... D6/333, 334, 364, 366, 374, 375, 377;  
D21/803

CPC ..... B29C 44/00; B29C 44/08; B29C 44/1266;  
B29C 49/0047; B29D 99/0092; A47C  
5/12; A47C 3/16; A47C 7/185

See application file for complete search history.

(56) **References Cited**

**U.S. PATENT DOCUMENTS**

D203,041 S *	11/1965	Regan .....	D6/334
D225,933 S *	1/1973	Duern et al. ....	D6/374
D229,527 S *	12/1973	Duern et al. ....	D6/374
D264,898 S *	6/1982	Baker .....	D6/364
D277,432 S *	2/1985	Appel .....	D6/364
D369,493 S *	5/1996	LaRoche .....	D6/333
D521,255 S *	5/2006	Boutin .....	D6/334
D521,749 S *	5/2006	Auberger .....	D6/334

D550,464 S *	9/2007	Bauchet .....	D6/334
D554,224 S *	10/2007	Peterson .....	D21/803
D591,064 S *	4/2009	Lee .....	D6/334
D610,365 S *	2/2010	Young-il .....	D6/375
D639,569 S *	6/2011	LaRoche .....	D6/333
D670,508 S *	11/2012	Barber .....	D6/364
D687,638 S *	8/2013	Beda .....	D6/333
D731,197 S *	6/2015	Lee .....	D6/377
D819,985 S *	6/2018	Clabaugh .....	D6/333
D845,016 S *	4/2019	Akkad .....	D6/364
2015/0150378 A1 *	6/2015	Lee .....	A47C 3/16 297/452.18

\* cited by examiner

*Primary Examiner* — Kevin K Rudzinski

*Assistant Examiner* — Paul D Bohannon

(74) *Attorney, Agent, or Firm* — ZANIP

(57) **CLAIM**

The ornamental design for a sofa for children, as shown and described.

**DESCRIPTION**

FIG. 1 is a front perspective view of a sofa for children, showing our new design;

FIG. 2 is a front elevational view thereof;

FIG. 3 is a rear elevational view thereof;

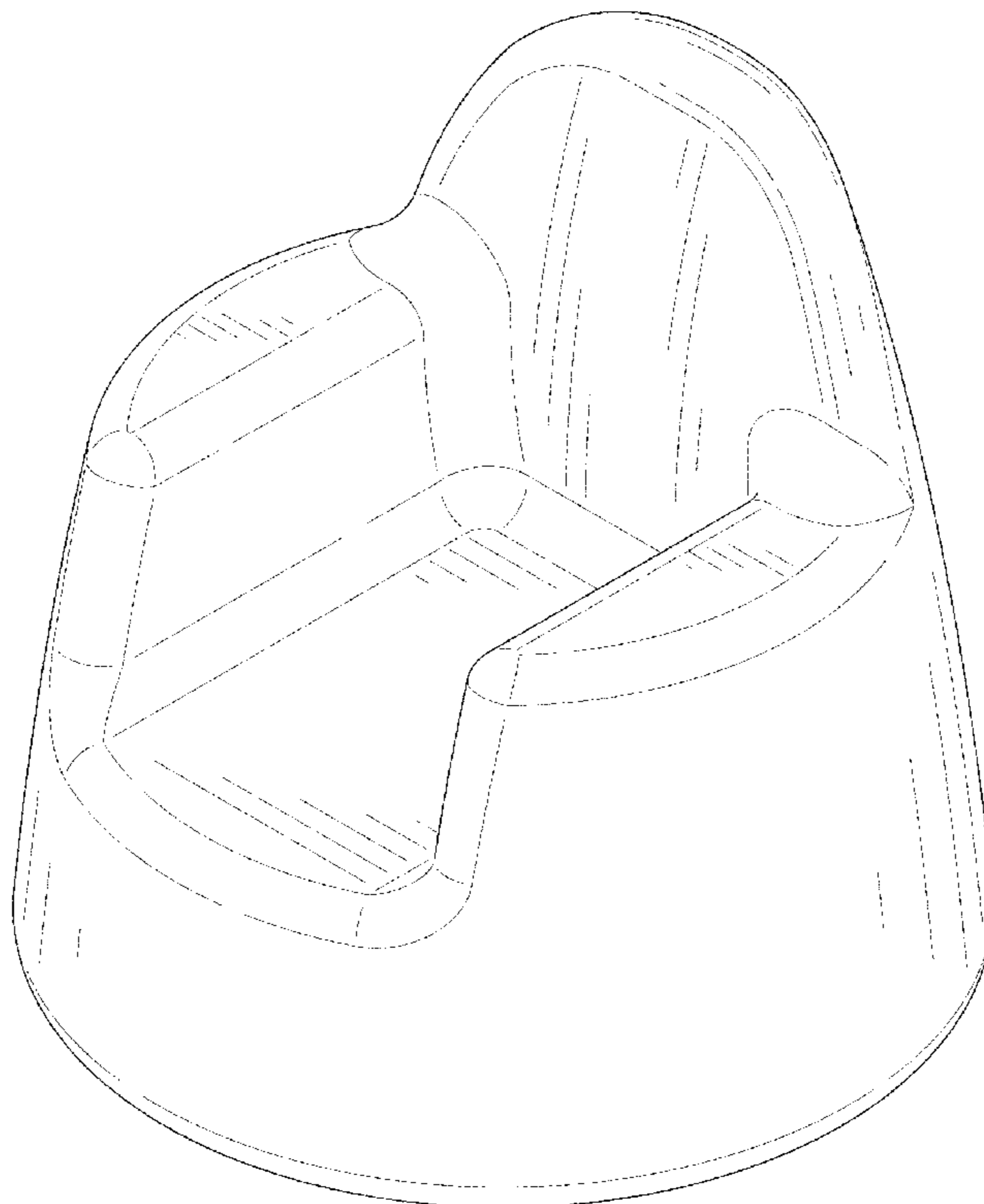
FIG. 4 is a left side elevational view thereof;

FIG. 5 is a right side elevational view thereof;

FIG. 6 is a top plan view thereof; and,

FIG. 7 is a bottom plan view thereof.

**1 Claim, 7 Drawing Sheets**



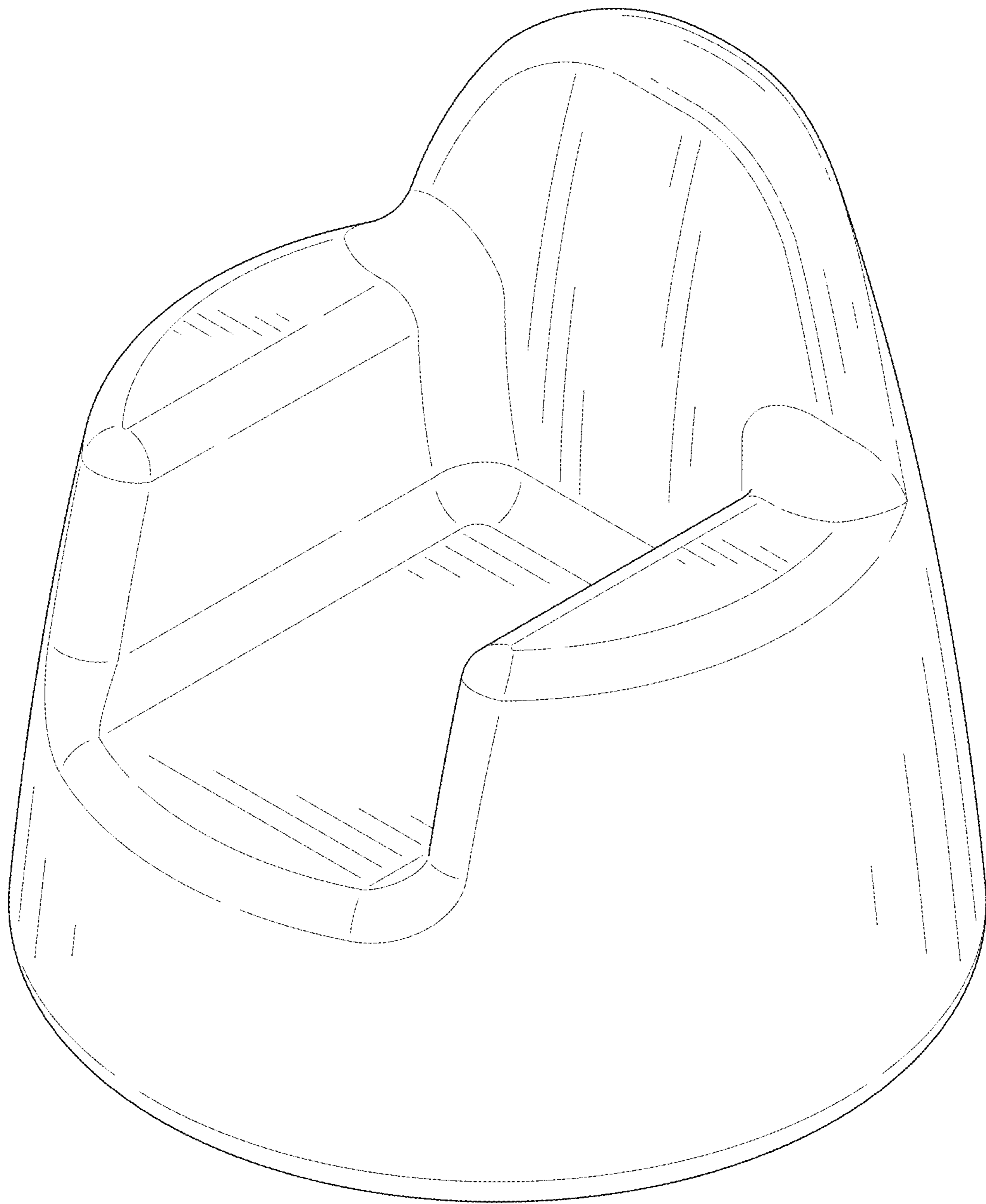


FIG. 1

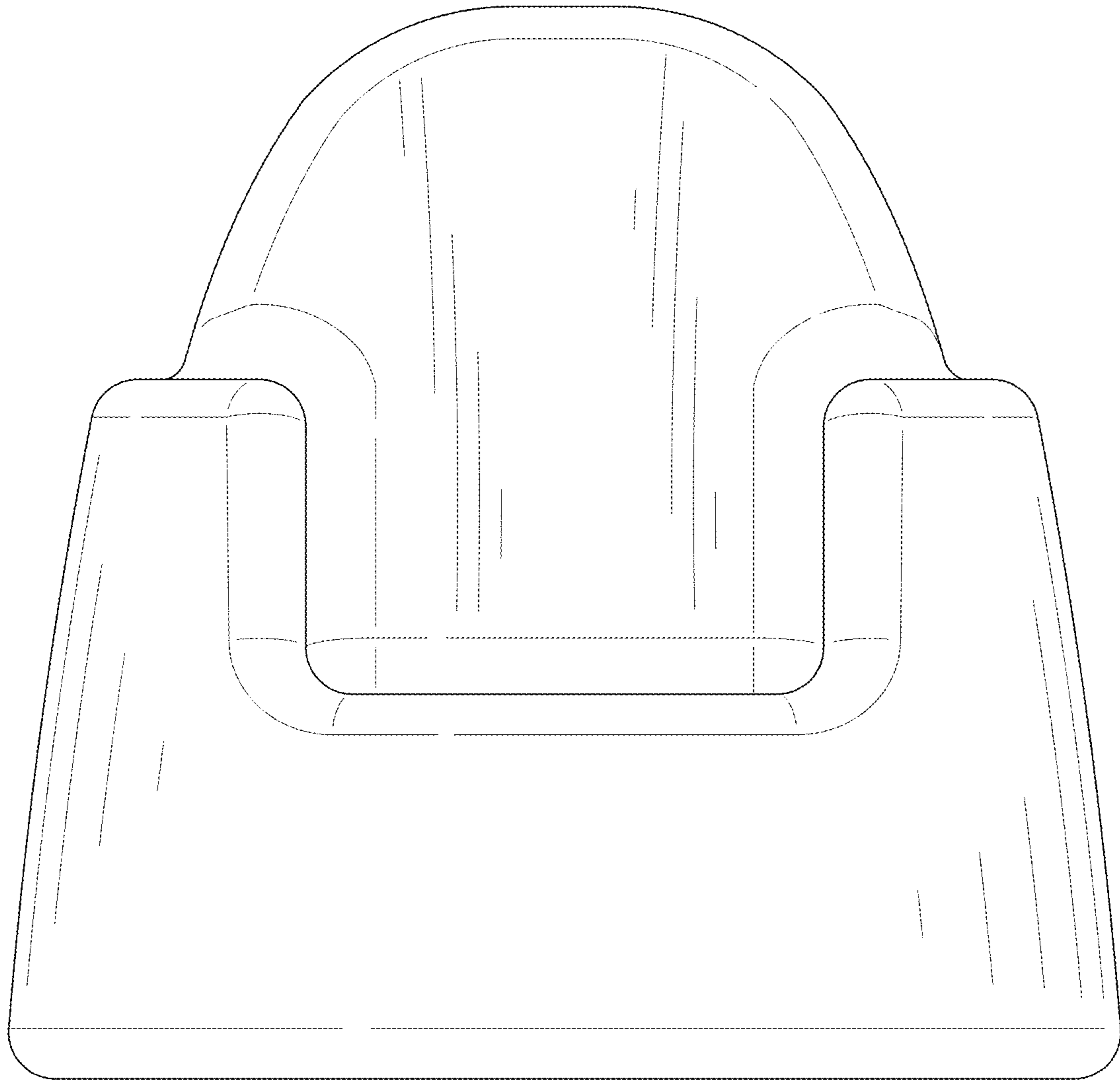


FIG. 2

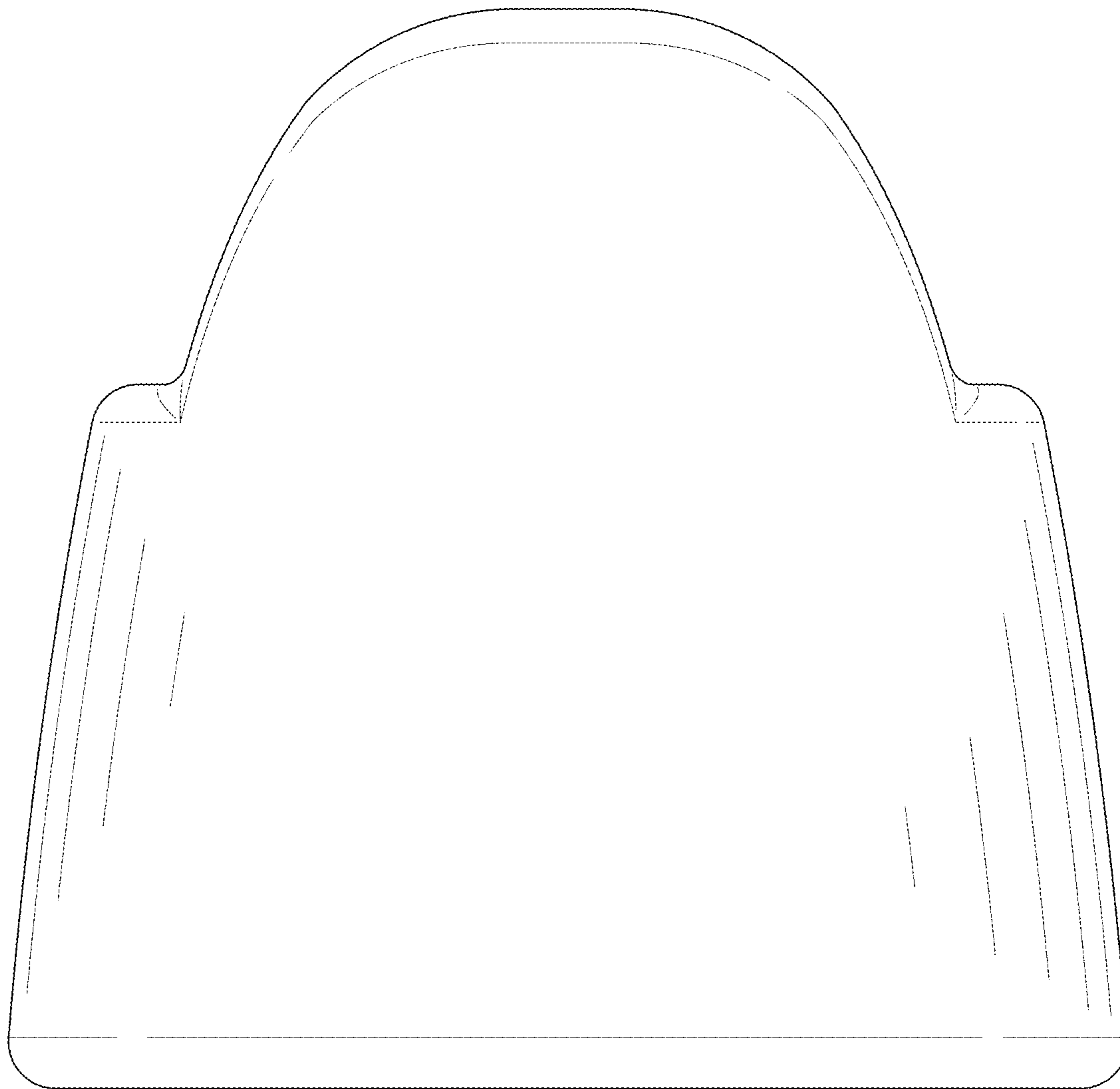


FIG. 3

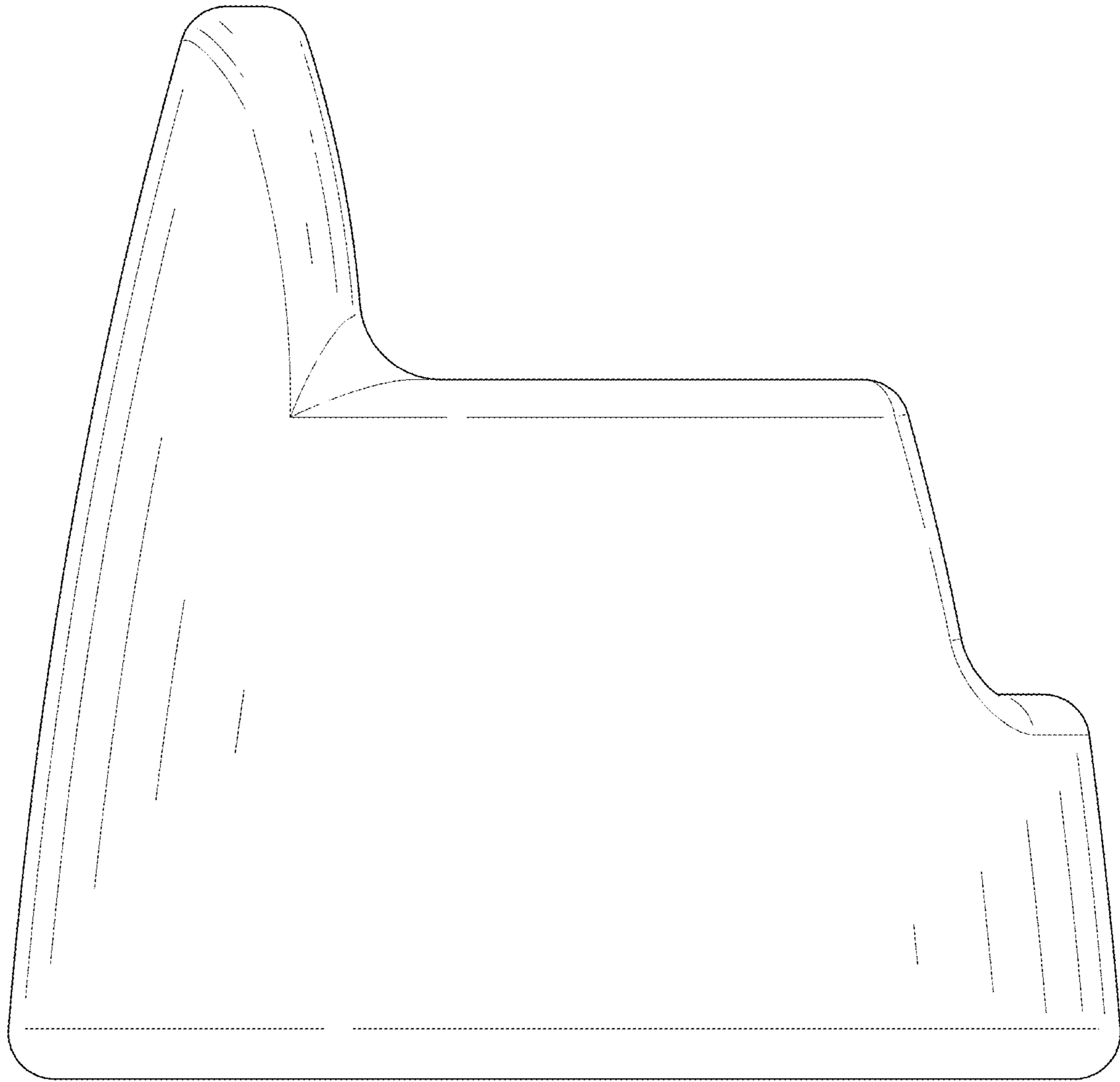


FIG. 4

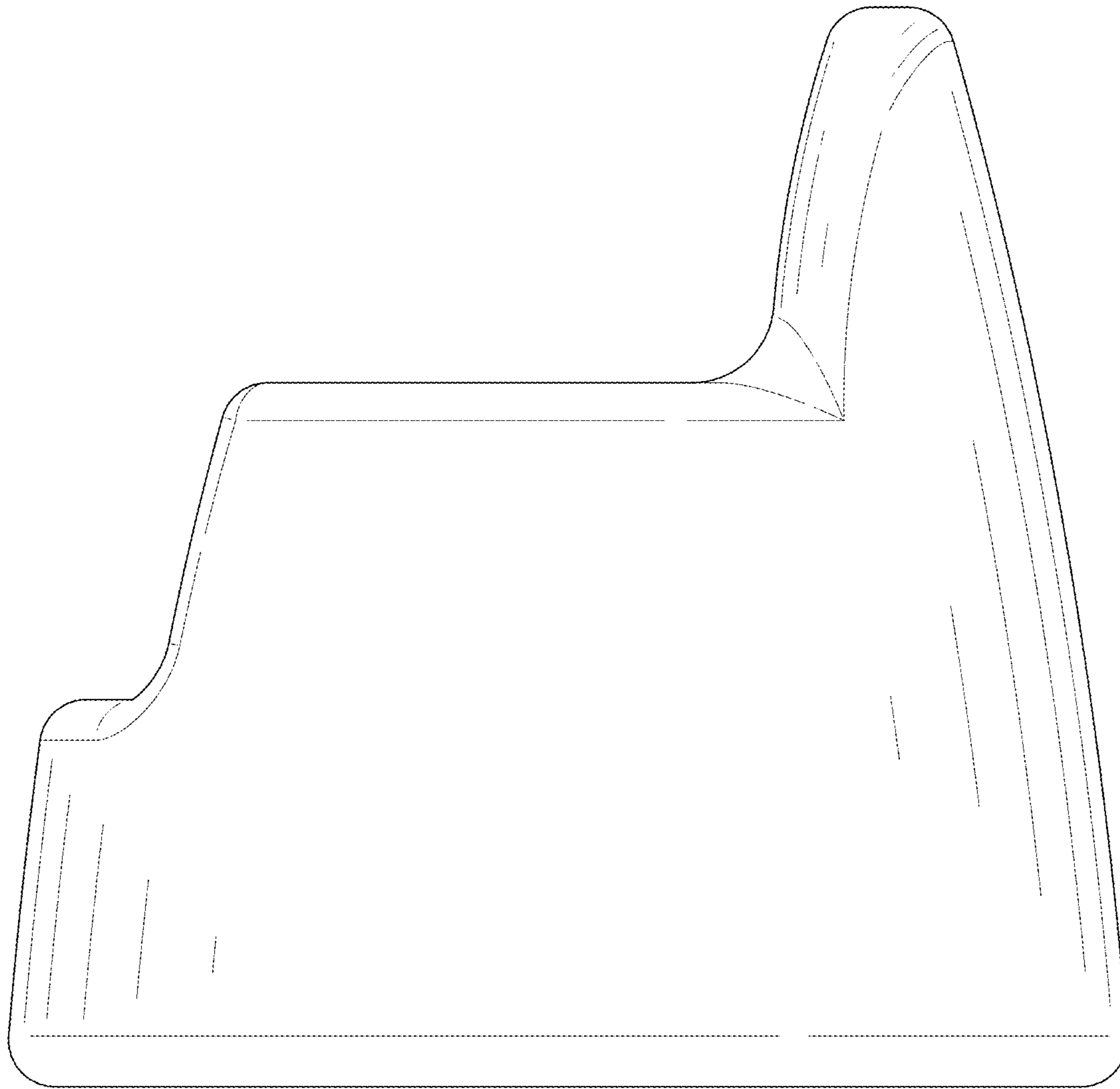


FIG. 5

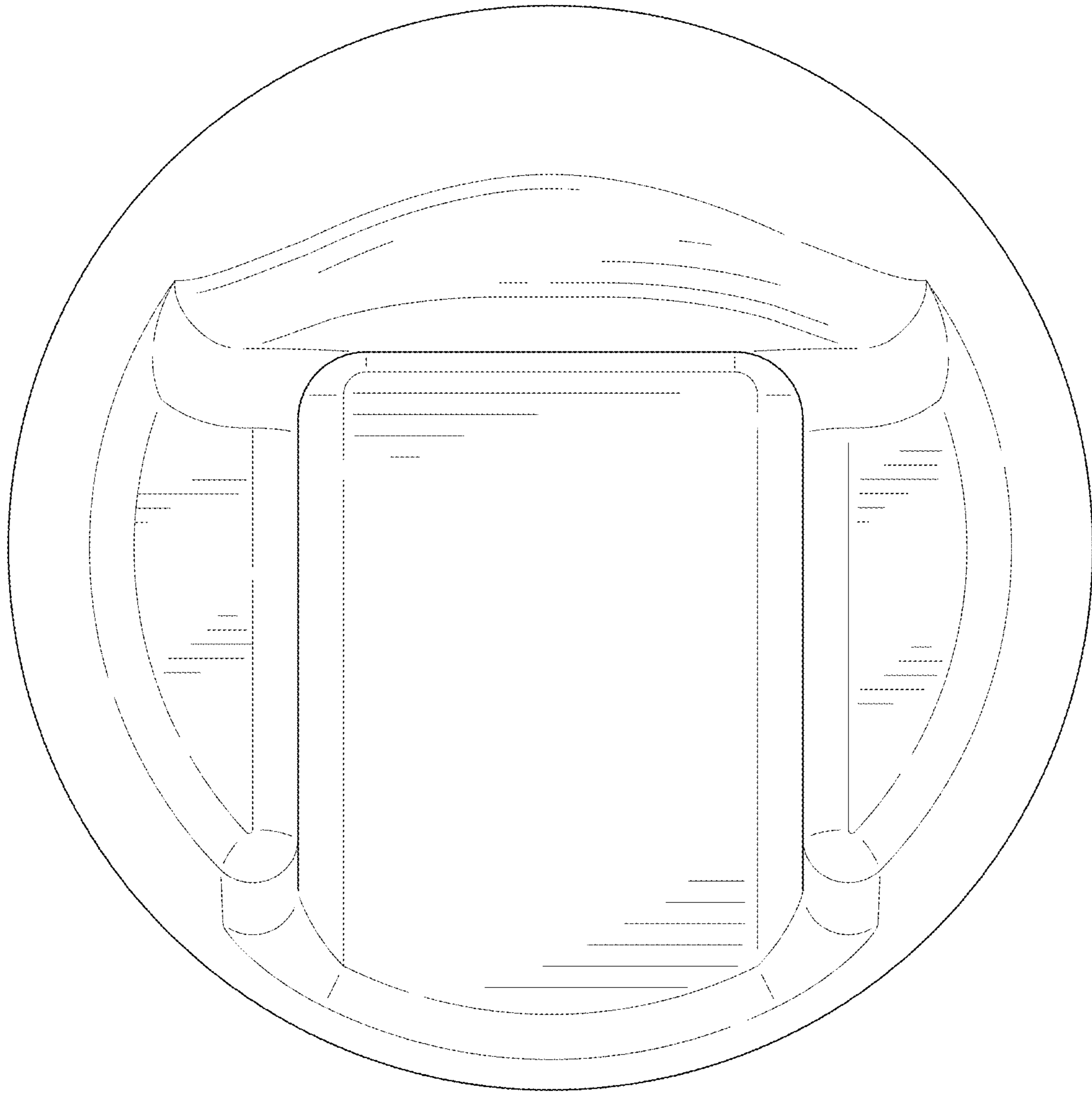


FIG. 6




FIG. 7