



US00D906714S

(12) **United States Design Patent** (10) **Patent No.:** **US D906,714 S**  
**Geelen** (45) **Date of Patent:** **\*\* Jan. 5, 2021**

- (54) **CHAIR**
- (71) Applicant: **ICF S.p.A.**, Vignate (IT)
- (72) Inventor: **Norbert Geelen**, Straelen (DE)
- (73) Assignee: **ICF S.p.A.**, Vignate (IT)
- (\*\*) Term: **15 Years**
- (21) Appl. No.: **29/685,958**
- (22) Filed: **Apr. 1, 2019**

**Related U.S. Application Data**

- (62) Division of application No. 35/504,085, filed on Nov. 22, 2017 (U.S. filing date under 35 U.S.C. 384), and having an international filing date of Nov. 22, 2017, now Pat. No. Des. 852,554.

**Foreign Application Priority Data**

- (30) Jun. 1, 2017 (EM) ..... 004027357
- (51) **LOC (13) Cl.** ..... **06-01**
- (52) **U.S. Cl.**  
USPC ..... **D6/373; D6/380**
- (58) **Field of Classification Search**  
USPC ..... D6/334, 371-373, 376, 379, 380  
CPC .... A47C 3/00; A47C 3/04; A47C 4/00; A47C 3/02; A47C 5/00; A47C 6/06; A47C 7/00; A47C 7/002; A47C 7/14; A47C 7/16; A47C 7/18; A47C 7/36; A47C 7/40  
See application file for complete search history.

**References Cited**

**U.S. PATENT DOCUMENTS**

D202,775 S	11/1965	Rowland
3,278,227 A	10/1966	Rowland
4,648,653 A	3/1987	Rowland

D314,285 S	2/1991	Favaretto	
D466,712 S	12/2002	Haney	
D505,278 S	5/2005	Ambasz	
6,957,860 B1	10/2005	Leist	
D516,830 S	3/2006	Leist	
D527,921 S	9/2006	Lida	
D569,644 S *	5/2008	Kumazawa	..... D6/372
D600,465 S *	9/2009	Kumazawa	..... D6/373
D620,273 S	7/2010	Brooks	
D648,150 S	11/2011	Kumazawa	
D655,102 S	3/2012	Yetman	
D668,072 S *	10/2012	Kumazawa	..... D6/373
D675,843 S	2/2013	Kumazawa	
D718,955 S	12/2014	Helser	
D731,806 S	6/2015	Olano Jauregui	
9,161,629 B2 *	10/2015	Huang	..... A47C 3/04
D852,554 S *	7/2019	Geelen	..... A47C 5/06
			D6/673
D853,143 S *	7/2019	Kumazawa	..... A47C 3/04
			D6/373

(Continued)

**OTHER PUBLICATIONS**

Notice of Allowance dated Feb. 4, 2019 in U.S. Appl. No. 35/504,085.  
(Continued)

*Primary Examiner* — Mary Ann Calabrese  
(74) *Attorney, Agent, or Firm* — Nixon & Vanderhye P.C.


(57) **CLAIM**

The ornamental design for a chair, as shown and described.

**DESCRIPTION**

FIG. 1 is a front perspective view of a chair in accordance with the design;  
FIG. 2 is a back perspective view thereof;  
FIG. 3 is a front view thereof;  
FIG. 4 is a back view thereof; and,  
FIG. 5 is a side view thereof.

**1 Claim, 5 Drawing Sheets**



(56)

**References Cited**

U.S. PATENT DOCUMENTS

2010/0176646 A1\* 7/2010 Rowland ..... A47C 5/06  
297/452.56  
2017/0164745 A1\* 6/2017 Huang ..... A47C 7/16

OTHER PUBLICATIONS

Restriction Requirement dated Nov. 8, 2018 in U.S. Appl. No.  
35/504,085.

\* cited by examiner




FIG. 1

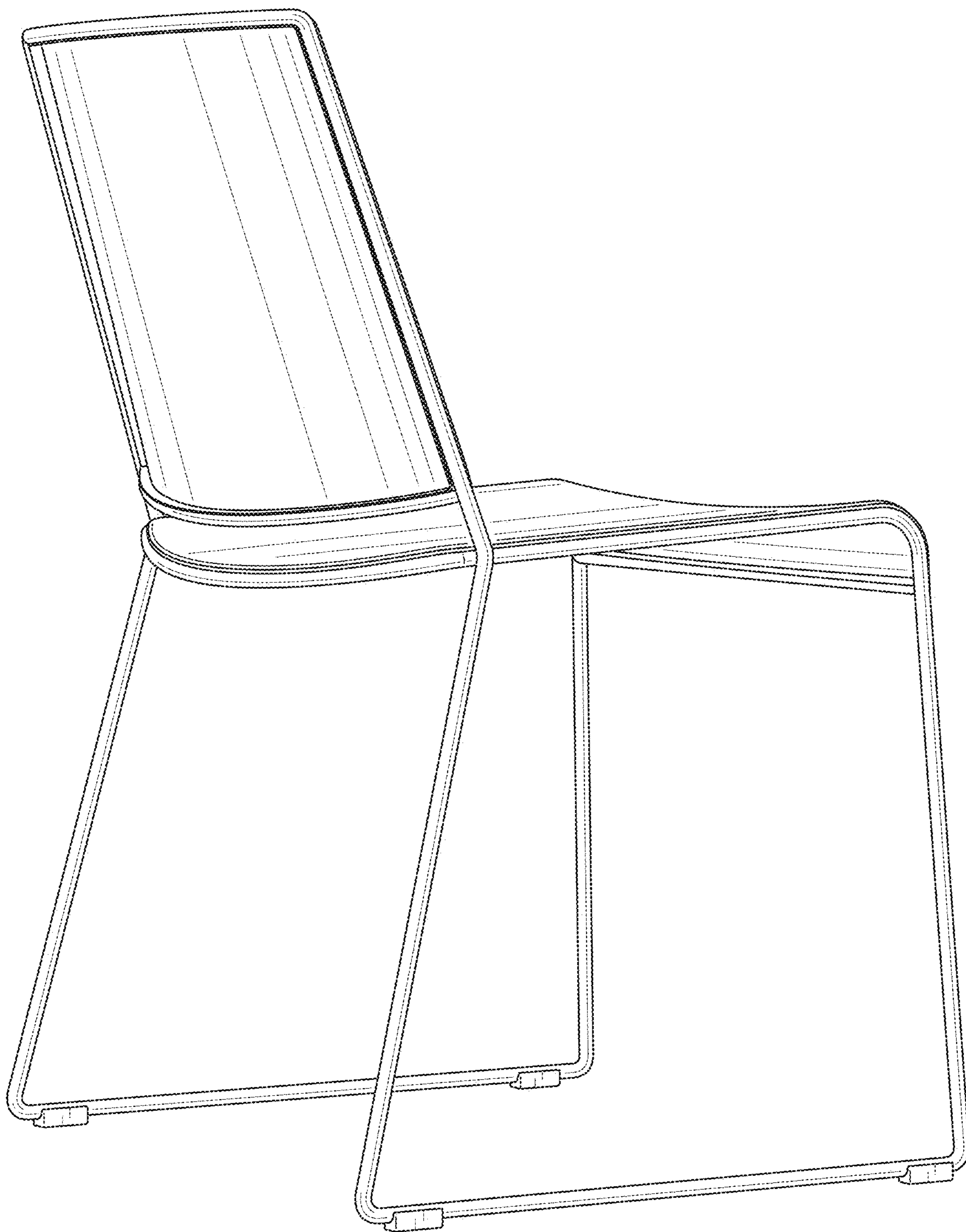


FIG. 2




FIG. 3






FIG. 4

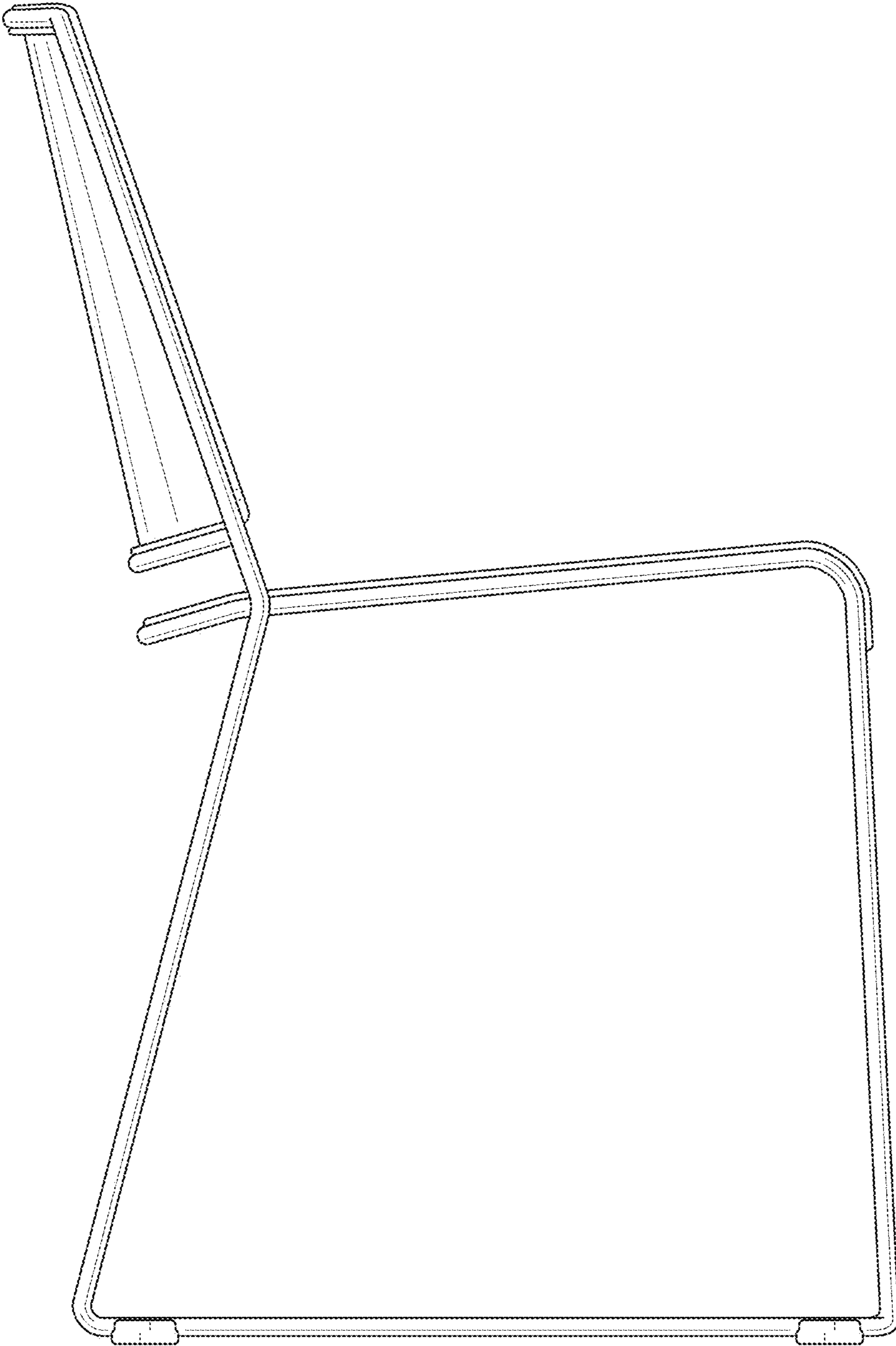


FIG. 5