



US00D906713S

(12) **United States Design Patent**  
**White, III et al.**

(10) **Patent No.:** **US D906,713 S**

(45) **Date of Patent:** **\*\* Jan. 5, 2021**

(54) **CHAIR**

(71) Applicant: **Gabriella White, LLC**, Pelham, AL (US)

(72) Inventors: **William Bew White, III**, Pelham, AL (US); **Ryan Higginbotham**, Pelham, AL (US); **Leigh Anne Alfano**, Pelham, AL (US)

(73) Assignee: **Gabriella White LLC**, Pelham, AL (US)

(\*\*) Term: **15 Years**

(21) Appl. No.: **29/673,507**

(22) Filed: **Dec. 14, 2018**

(51) **LOC (13) Cl.** ..... **06-01**

(52) **U.S. Cl.**  
USPC ..... **D6/370**

(58) **Field of Classification Search**  
USPC ..... D6/368, 370, 371, 373, 374, 375, 379, D6/717; D21/519, 521  
CPC .... A47C 4/08; A47C 4/00; A47C 7/70; A47C 7/405; A47C 13/00  
See application file for complete search history.

(56) **References Cited**

**U.S. PATENT DOCUMENTS**

D68,027 S *	8/1925	Wurdack	.....	D6/370
D148,391 S *	1/1948	Plourde et al.	.....	D6/370
2,713,888 A *	7/1955	Andrews	.....	A47C 7/70
				297/124
D240,873 S *	8/1976	Lewis	.....	D6/368
D250,922 S *	1/1979	Adkinson	.....	D6/379
4,707,023 A *	11/1987	Hickey	.....	A47C 7/405
				297/31
D646,075 S *	10/2011	Bogdan	.....	D6/375
D660,038 S *	5/2012	Hoyord	.....	D6/370

D660,040 S *	5/2012	Bogdan	.....	D6/370
D668,466 S *	10/2012	White, III	.....	D6/370
D713,163 S *	9/2014	Pedersen	.....	D6/370
D719,751 S *	12/2014	Nelson	.....	D6/368
D777,465 S *	1/2017	Milde	.....	D6/370
D779,849 S *	2/2017	White, III	.....	D6/370
D779,850 S *	2/2017	White, III	.....	D6/370
D805,316 S *	12/2017	Lowsky	.....	D6/379
D810,457 S *	2/2018	Natuzzi	.....	D6/379
D812,925 S *	3/2018	Leech	.....	D6/370
D821,111 S *	6/2018	Scallions	.....	D6/371
D835,427 S *	12/2018	Inovero	.....	D6/370
D836,931 S *	1/2019	Prokofiev	.....	D6/368
D848,172 S *	5/2019	Tham	.....	D6/370
D853,142 S *	7/2019	Tao	.....	D6/370
D865,425 S *	11/2019	Snowden	.....	D6/717

\* cited by examiner

*Primary Examiner* — Kevin K Rudzinski

*Assistant Examiner* — Paul D Bohannon

(74) *Attorney, Agent, or Firm* — Thomas G. Peterson; Maynard Cooper & Gale

(57) **CLAIM**

The ornamental design for a chair, as shown and described.

**DESCRIPTION**

FIG. 1 is a perspective view of the front and one side of the chair showing our ornamental design.

FIG. 2 is an additional perspective view of the front and the opposite side of the chair in FIG. 1.

FIG. 3 is a front elevation view of the chair in FIG. 1.


FIG. 4 is a top plan view of the chair in FIG. 1.

FIG. 5 is a side elevation view of the chair in FIG. 1, with a side elevation view of the other side of the chair being a mirror image of FIG. 5.

FIG. 6 is a perspective view of the rear and one side of the chair in FIG. 1; and,

FIG. 7 is a rear elevation view of the chair in FIG. 1.

**1 Claim, 7 Drawing Sheets**






FIG. 1



FIG. 2

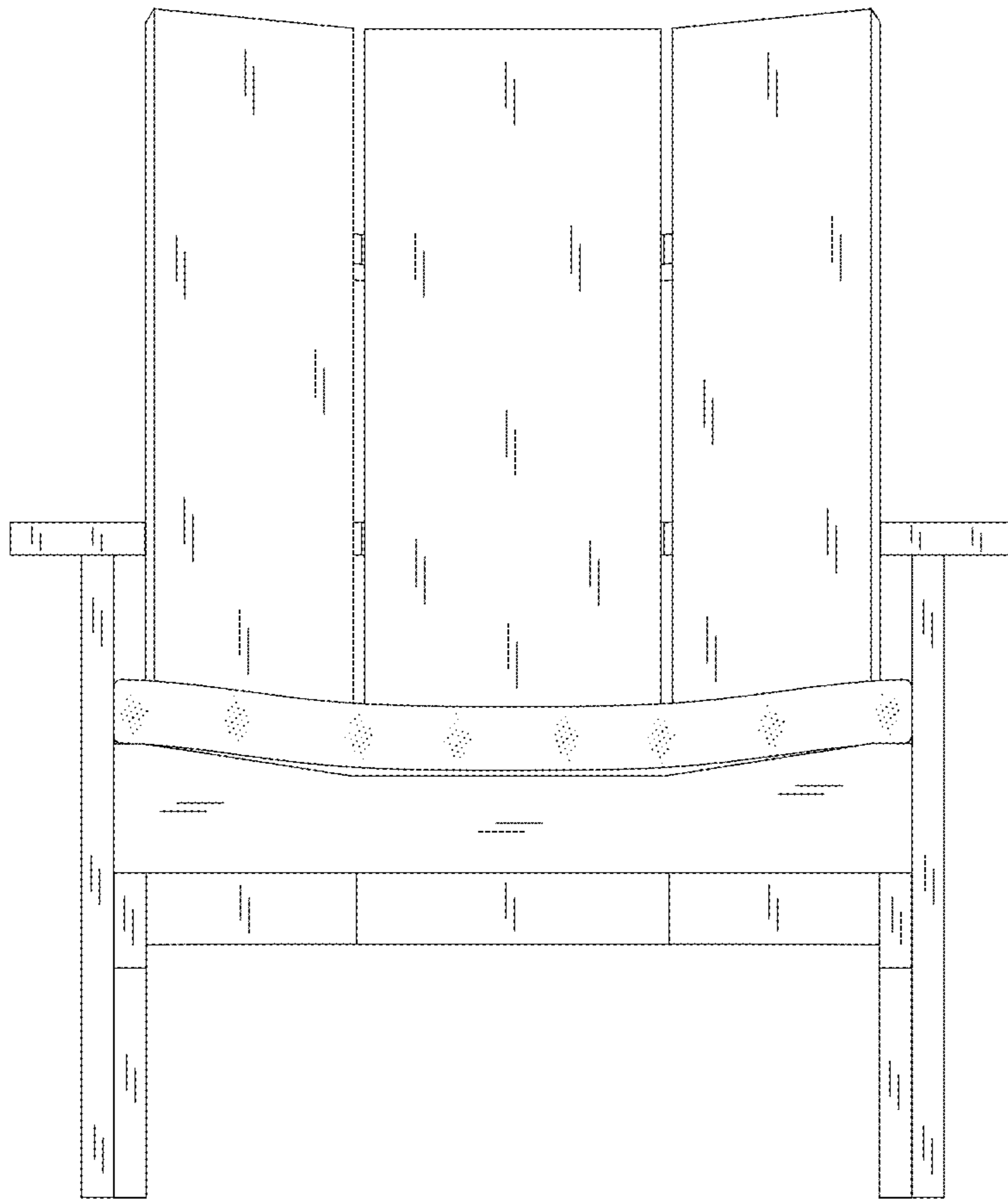


FIG. 3

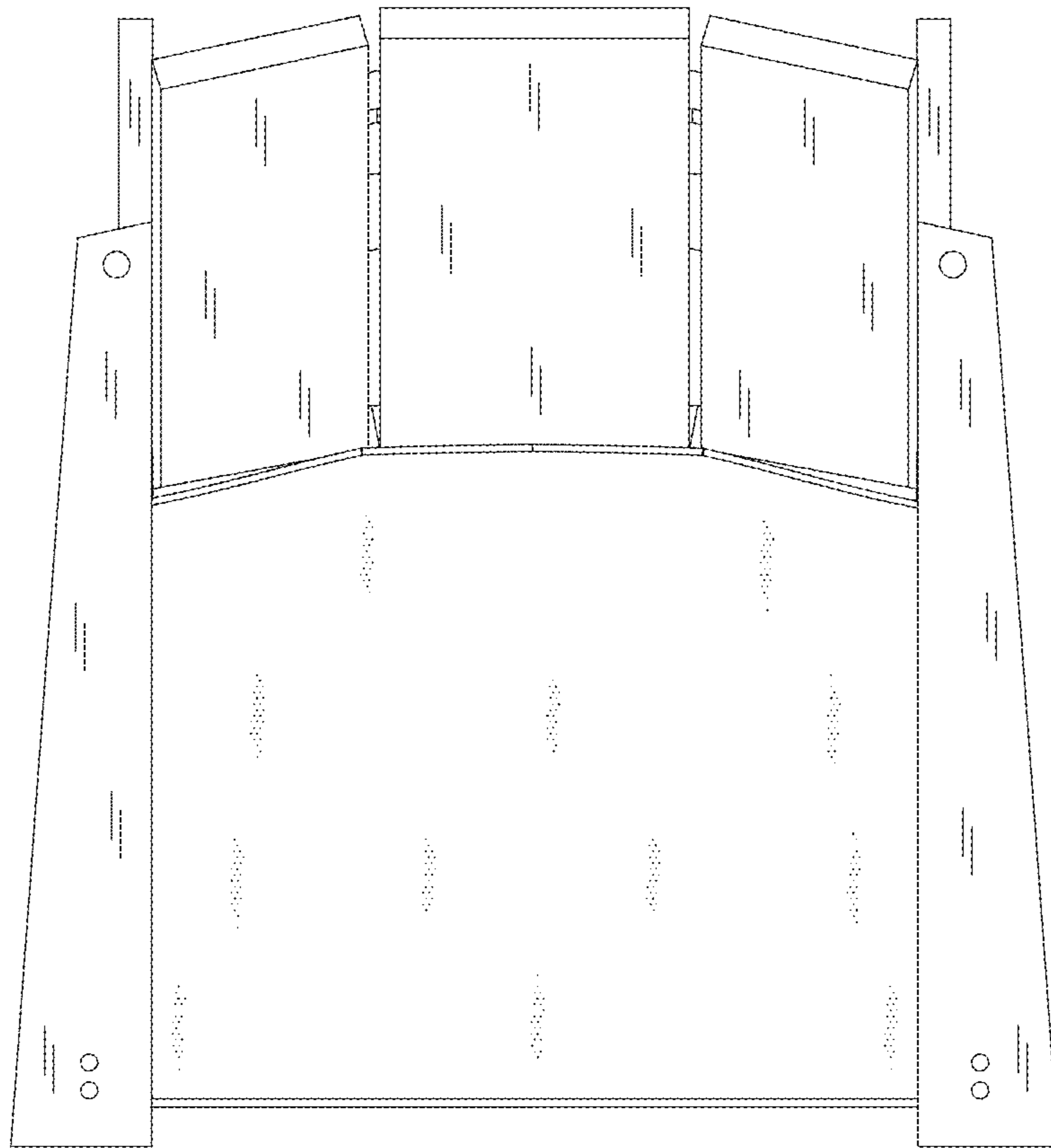


FIG. 4

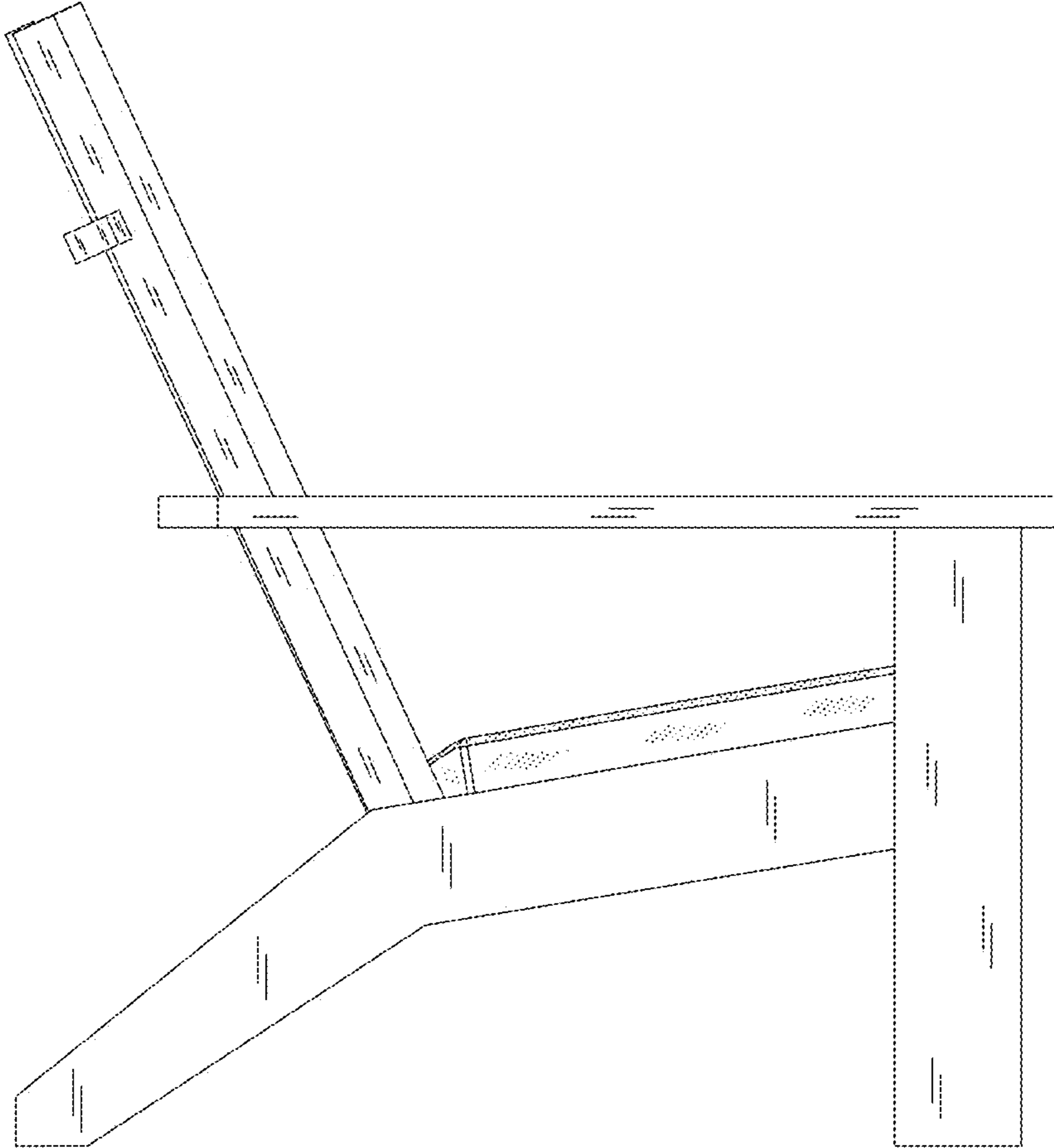


FIG. 5




FIG. 6

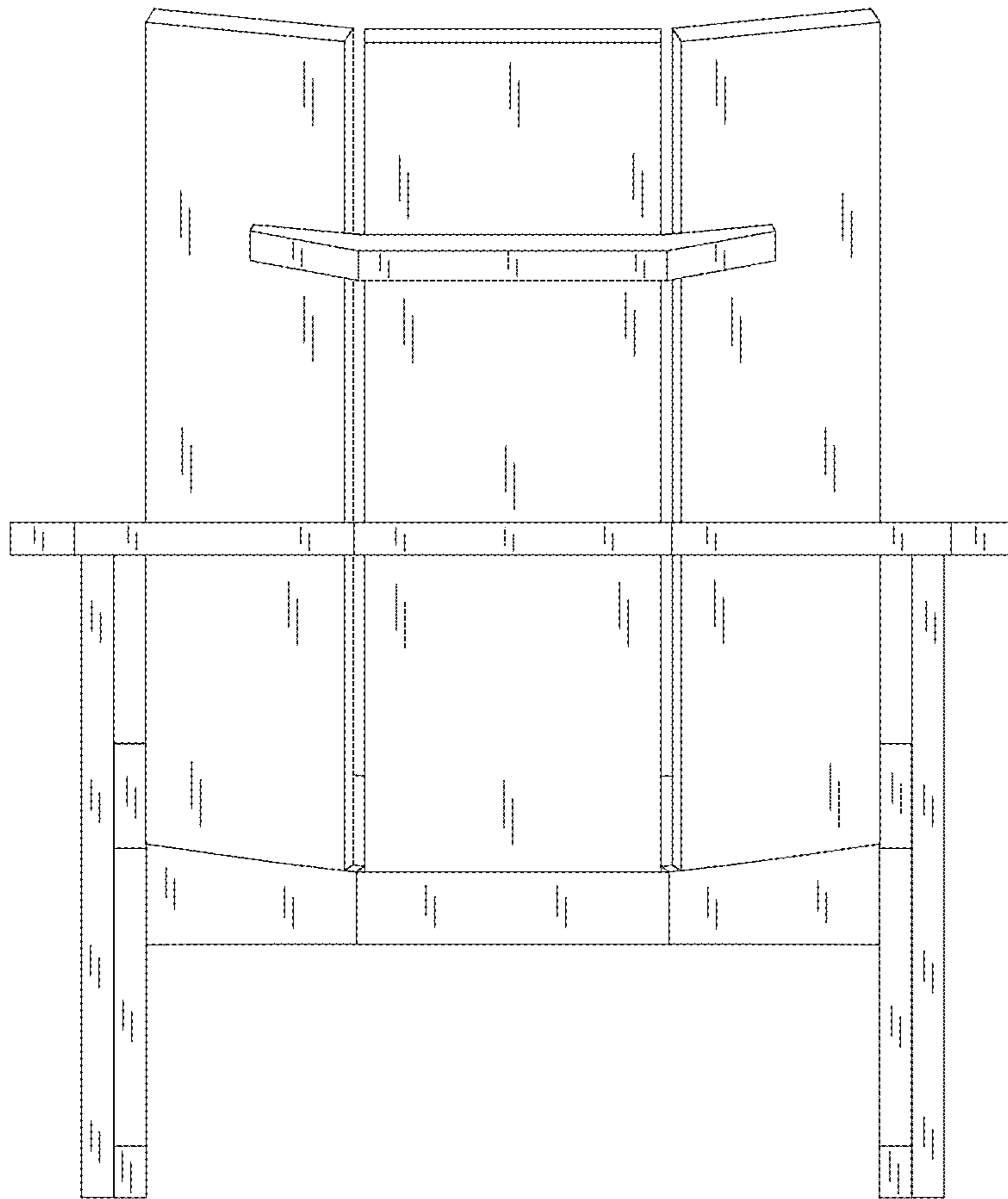


FIG. 7