



US00D906682S

(12) **United States Design Patent**  
**Ebrahimi Afrouzi et al.**

(10) **Patent No.:** **US D906,682 S**  
(45) **Date of Patent:** **\*\* \*Jan. 5, 2021**

- (54) **SIDE BRUSH**
- (71) Applicants: **Ali Ebrahimi Afrouzi**, San Jose, CA (US); **Shahin Fathi Djalali**, San Leandro, CA (US)
- (72) Inventors: **Ali Ebrahimi Afrouzi**, San Jose, CA (US); **Shahin Fathi Djalali**, San Leandro, CA (US)
- (\*) Notice: This patent is subject to a terminal disclaimer.
- (\*\*) Term: **15 Years**
- (21) Appl. No.: **29/683,037**
- (22) Filed: **Mar. 11, 2019**
- (51) **LOC (13) Cl.** ..... **04-01**
- (52) **U.S. Cl.**  
USPC ..... **D4/102; D32/31**
- (58) **Field of Classification Search**  
USPC ..... D4/100, 102, 116, 119, 121, 122, 127, D4/128, 130, 133, 134, 138, 199; 15/159.1, 179, 180, 213, 34; D28/63; D32/19, 40, 51, 25, 32  
CPC ..... A46B 7/08; A46B 2200/3046; A46B 7/04; A46B 13/005; A46B 13/008; A47L 11/0472; B08B 1/002  
See application file for complete search history.

- 587,048 A \* 7/1897 Topp ..... A46B 13/001 15/179
- 1,325,849 A \* 12/1919 Hoover ..... F16C 33/201 384/297
- 1,675,617 A \* 7/1928 Radinse ..... A46B 7/08 15/198
- 2,755,496 A \* 7/1956 Benyak ..... A46B 7/08 15/180
- 2,888,697 A \* 6/1959 Coggeshall ..... A46B 7/08 15/179
- 3,380,098 A \* 4/1968 Nelson ..... A46B 7/10 15/179
- 3,431,571 A \* 3/1969 Kraus ..... A46B 13/02 15/23
- 3,584,328 A \* 6/1971 Lechene et al. .... A46B 13/02 15/179
- 3,643,282 A \* 2/1972 Lechene ..... A46B 3/04 15/179
- D369,447 S \* 4/1996 Mann ..... D32/19
- 6,554,614 B1 \* 4/2003 Dubbe ..... A46B 3/005 15/167.1
- D573,347 S \* 7/2008 Dondi ..... D4/128
- 9,168,988 B2 \* 10/2015 Mohr ..... B63B 59/08
- 9,802,582 B2 \* 10/2017 Favagrossa ..... B24D 13/04
- D810,446 S \* 2/2018 Akashi ..... D4/102
- 9,955,839 B2 \* 5/2018 Maoro ..... A47L 11/4038
- D836,348 S \* 12/2018 da costa ..... D4/137

(Continued)

*Primary Examiner* — Karen E Eldridge Powers

(57) **CLAIM**



The ornamental design for a side brush, as shown and described.

**DESCRIPTION**

FIG. 1 is a top plan view of a side brush; FIG. 2 is a bottom plan view thereof; FIG. 3 is a front elevation view thereof; FIG. 4 is a right side elevation view thereof; FIG. 5 is a top perspective view thereof; and, FIG. 6 is a bottom perspective view thereof.

**1 Claim, 6 Drawing Sheets**

- (56) **References Cited**  
U.S. PATENT DOCUMENTS  
193,519 A \* 7/1877 Kistler ..... A46B 9/02 15/160  
223,842 A \* 1/1880 Dinkelbihler ..... A61C 17/26 15/23  
376,800 A \* 1/1888 Frisbie ..... A46B 13/001 15/198  
440,114 A \* 11/1890 Federson ..... A46B 13/001 15/179



(56)

**References Cited**

U.S. PATENT DOCUMENTS

D862,090 S \* 10/2019 Ebrahimi Afrouzi ..... D4/120  
D862,892 S \* 10/2019 Ebrahimi Afrouzi ..... D4/120  
D862,893 S \* 10/2019 Ebrahimi Afrouzi ..... D4/120  
D862,894 S \* 10/2019 Ebrahimi Afrouzi ..... D4/120  
D862,898 S \* 10/2019 Ebrahimi Afrouzi ..... D4/120  
10,453,708 B2 \* 10/2019 Ishibashi ..... B08B 11/02

\* cited by examiner

FIG.1




FIG.2




FIG.3

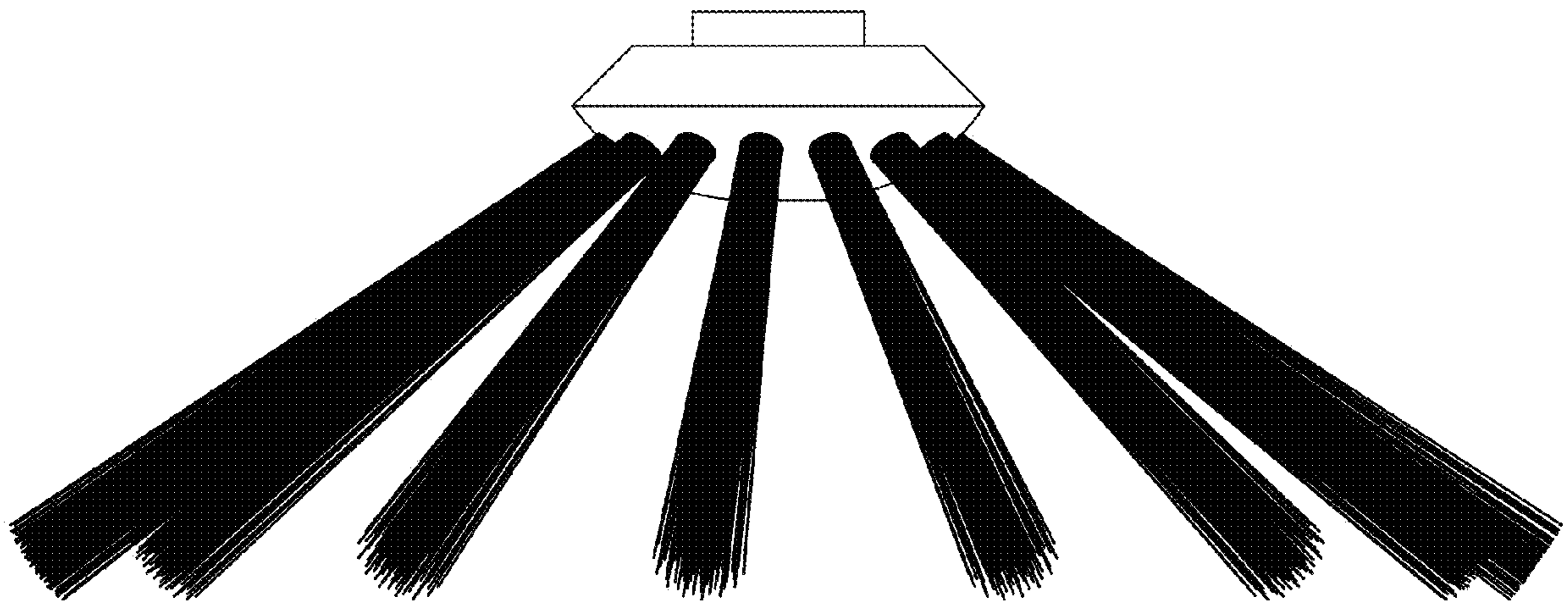


FIG.4




FIG.5




FIG.6

