US00D906679S

(12) United States Design Patent

Yang

(10) Patent No.: US D906,679 S
(45) Date of Patent: ** Jan. 5, 2021

(54) **TOOTHBRUSH HEAD**

(71) Applicant: **Shuai Yang**, Shenzhen (CN)

(72) Inventor: **Shuai Yang**, Shenzhen (CN)

(73) Assignee: **Shenzhen Yanbao Technology Co., Ltd.**, Shenzhen (CN)

(**) Term: **15 Years**

(21) Appl. No.: **29/695,690**

(22) Filed: **Jun. 21, 2019**

(51) **LOC (13) Cl.** **28-03**

(52) **U.S. Cl.**
USPC **D4/101**

(58) **Field of Classification Search**
USPC D4/100, 101, 102, 104, 105, 106, 107, D4/108, 109, 110, 111, 112, 113, 114, D4/115, 116, 119, 130, 132, 133, 134, D4/136, 137, 138, 199
CPC ... A46B 2200/1066; A46B 5/02; A61C 17/16; A61C 17/22
See application file for complete search history.

(56) **References Cited**

U.S. PATENT DOCUMENTS

D444,629	S *	7/2001	Etter	D4/104
D456,139	S *	4/2002	Hohlbein	D4/104
D463,133	S *	9/2002	Hohlbein	D4/104
D501,605	S *	2/2005	Brown, Jr.	D4/101
D526,487	S *	8/2006	Chenvainu	D4/101
D612,611	S *	3/2010	Brown, Jr.	D4/101
7,934,284	B2 *	5/2011	Braun	A61C 17/22 15/22.1
7,941,886	B2 *	5/2011	Chenvainu	A46B 13/008 15/22.4
7,958,589	B2 *	6/2011	Braun	A61C 17/22 15/110
8,056,176	B2 *	11/2011	Claire-Zimmet	A46B 15/0055 15/28
8,317,424	B2 *	11/2012	Chenvainu	A61C 1/0092 401/188 R
8,332,982	B2 *	12/2012	Braun	A61C 17/3481 15/22.1
D689,698	S *	9/2013	Dickie	D4/101
8,677,545	B2 *	3/2014	Vitt	A46B 5/0025 15/167.1
9,204,949	B2 *	12/2015	Chenvainu	A61C 17/22
9,220,335	B2 *	12/2015	Braun	A46B 9/06
9,364,303	B2 *	6/2016	Driesen	A61C 17/3436
9,402,461	B2 *	8/2016	Brik	A46B 9/025
D830,699	S *	10/2018	Liu	D4/101
D838,990	S *	1/2019	Liu	D4/101
10,470,858	B2 *	11/2019	Liu	A61C 17/3436
D868,476	S *	12/2019	Papazian	D4/101

(Continued)

FOREIGN PATENT DOCUMENTS

CN	305456050	* 11/2019
CN	305482061	* 12/2019

(Continued)

Primary Examiner — Karen E Eldridge Powers

(57) **CLAIM**

The ornamental design for a toothbrush head, as shown and described.

DESCRIPTION

FIG. **1** is a perspective view of a toothbrush head showing my new design;
FIG. **2** is a front elevation view thereof;
FIG. **3** is a rear elevation view thereof;
FIG. **4** is a left side elevation view thereof;
FIG. **5** is a right side elevation view thereof;
FIG. **6** is a top plan view thereof; and,
FIG. **7** is a bottom plan view thereof.
The broken lines in FIG. **7** illustrate environmental structure and form no part of the claimed design.

1 Claim, 7 Drawing Sheets

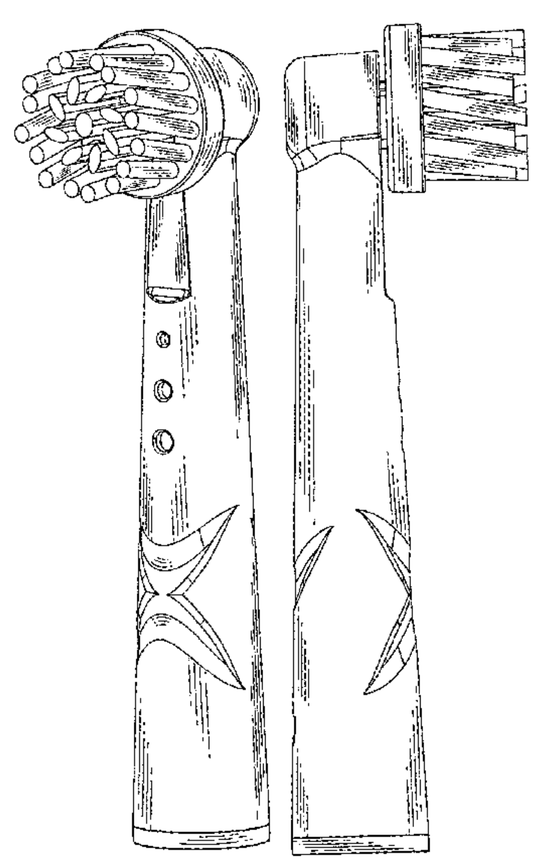

(56) **References Cited**

U.S. PATENT DOCUMENTS

D868,477	S	*	12/2019	Papazian	D4/101
D868,478	S	*	12/2019	Papazian	D4/101
D868,482	S	*	12/2019	Papazian	D4/104
D869,852	S	*	12/2019	Papazian	D4/101
10,624,726	B2	*	4/2020	Schaefer	A46B 13/02
D883,677	S	*	5/2020	Xie	D4/104
D887,719	S	*	6/2020	Kuang	D4/101
2015/0320529	A1	*	11/2015	Schaefer	A61C 17/34 15/22.1

FOREIGN PATENT DOCUMENTS

CN	305482062	*	12/2019
EM	005502655-0003	*	7/2018
EM	005651247-0002	*	10/2018
EM	005802980-0001	*	10/2018

* cited by examiner

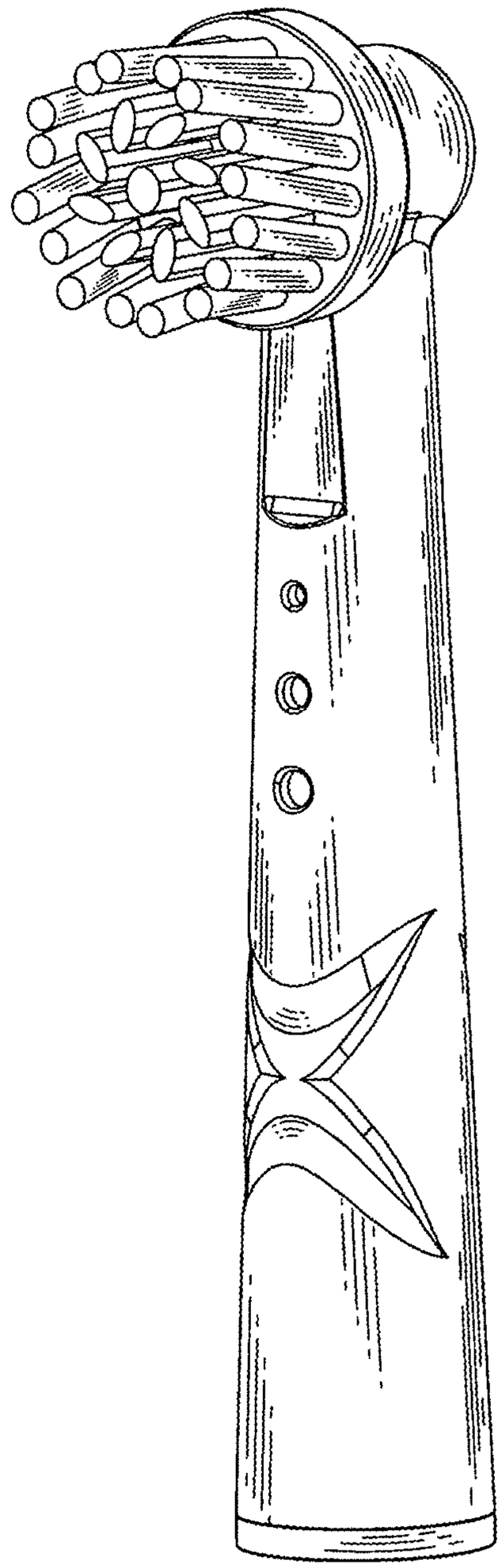

FIG.1

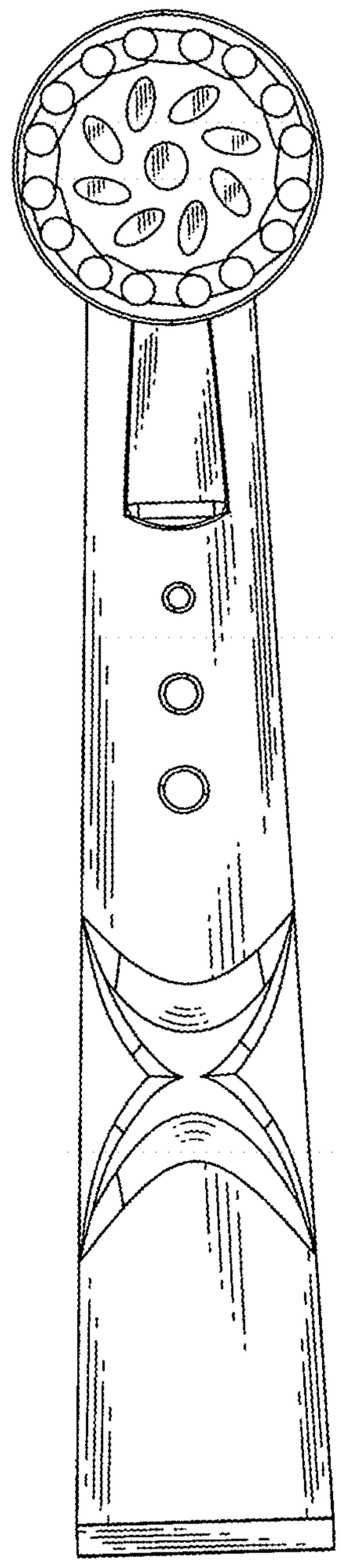

FIG.2

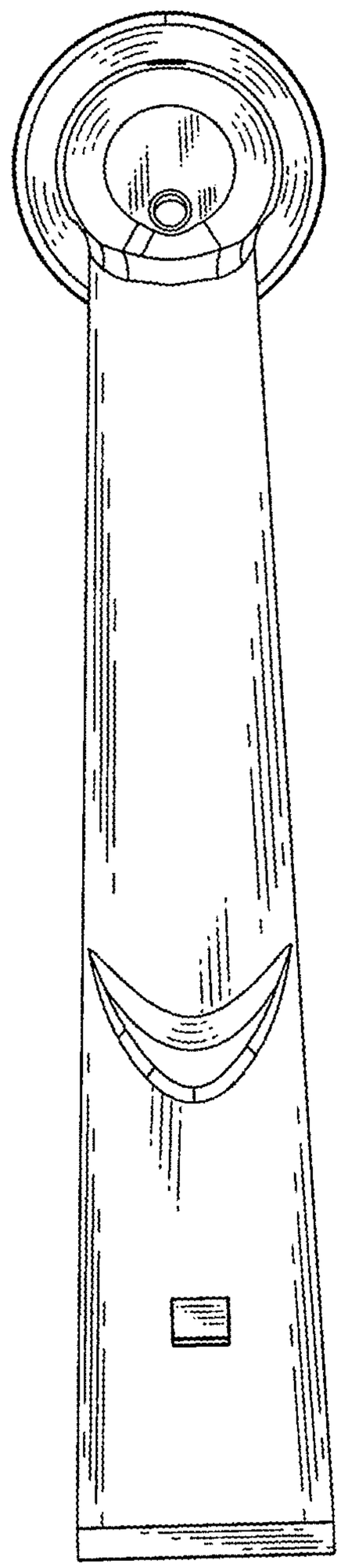

FIG.3



FIG.4

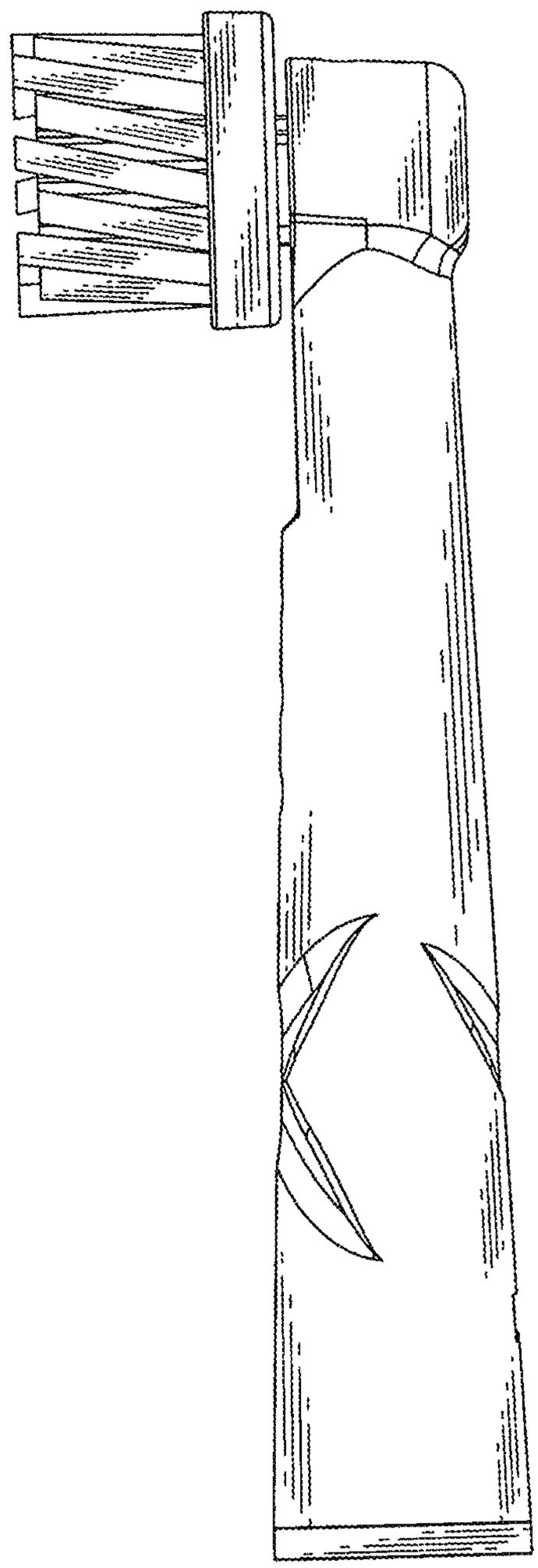

FIG. 5

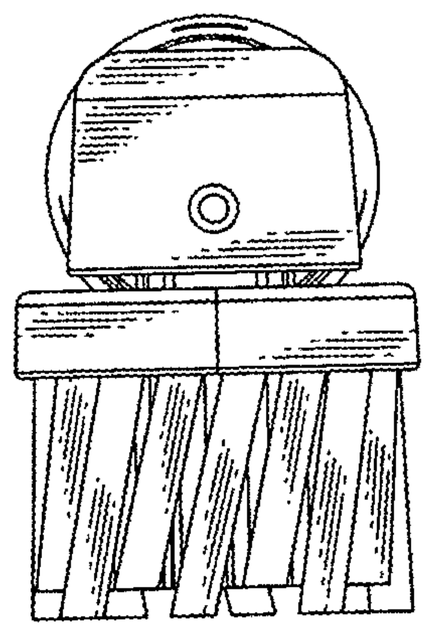

FIG. 6

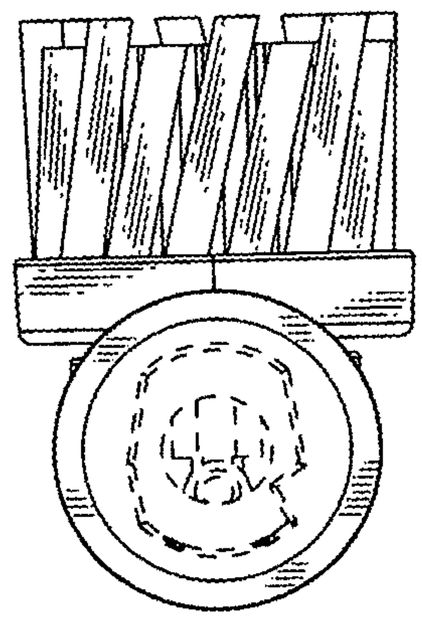

FIG. 7