



US00D906638S

(12) **United States Design Patent**  
**West**

(10) **Patent No.:** **US D906,638 S**  
(45) **Date of Patent:** **\*\* Jan. 5, 2021**

- (54) **CAP**
- (71) Applicant: **Byron West**, Woodbridge, CA (US)
- (72) Inventor: **Byron West**, Woodbridge, CA (US)
- (\*\*) Term: **15 Years**
- (21) Appl. No.: **29/701,722**
- (22) Filed: **Aug. 14, 2019**
- (51) **LOC (13) Cl.** ..... **02-03**
- (52) **U.S. Cl.**  
USPC ..... **D2/865**
- (58) **Field of Classification Search**  
USPC ..... D2/865, 866, 867, 868, 869, 870, 871,  
D2/872, 873, 874, 875, 876, 877, 878,  
D2/879, 880, 881, 882, 883, 884, 885,  
D2/886, 887, 888, 889, 890, 891, 892,  
D2/893, 894, 895; D28/92; D29/102,  
D29/106  
CPC ..... A41G 3/00; A41G 3/0041; A41G 3/005;  
A41G 3/0058; A42B 1/00; A42B 1/002;  
A42B 1/008; A42B 1/02; A42B 1/04;  
A42B 1/041; A42B 1/043; A42B 1/046;  
A42B 1/066; A42B 5/00; A45D 8/00;  
A45D 8/40; A45D 20/18  
See application file for complete search history.

(56) **References Cited**

**U.S. PATENT DOCUMENTS**

- 1,342,277 A \* 6/1920 Dowd ..... A42B 1/046  
2/4
- D58,302 S \* 7/1921 Bartholomew ..... D2/865
- D58,303 S \* 7/1921 Bartholomew ..... D2/865
- 1,620,400 A \* 3/1927 Smith ..... A42B 1/041  
132/274
- 2,101,734 A \* 12/1937 Chapple ..... A42B 1/12  
2/68

- D211,623 S 7/1968 Phillip
- 3,613,118 A 10/1971 Lucas
- 4,809,690 A 3/1989 Bouyssi
- 5,204,994 A 4/1993 Herzberg
- D367,155 S \* 2/1996 Lewis ..... D2/865
- D370,772 S \* 6/1996 Lewis ..... D2/865
- D374,548 S \* 10/1996 Hartland ..... D2/865
- D417,770 S \* 12/1999 Greenwood ..... D2/882
- D425,688 S \* 5/2000 Richlin ..... D2/865
- D427,751 S \* 7/2000 Richlin ..... D2/865
- 7,069,597 B2 7/2006 Hardenbrook
- D564,183 S \* 3/2008 Roach ..... D2/865
- 7,437,777 B2 10/2008 Marquardt
- D635,295 S \* 3/2011 Oswalt ..... D28/9
- D639,532 S \* 6/2011 Malarky, II ..... D2/878
- D659,351 S \* 5/2012 Benkendorfer ..... D2/865
- D663,508 S 7/2012 Kaweblum
- 8,769,719 B2 7/2014 Portas
- D739,087 S \* 9/2015 Jennings ..... D29/102
- D840,641 S \* 2/2019 Huynh ..... D2/865
- 2005/0097655 A1 \* 5/2005 Bascom ..... A42B 1/225  
2/171

\* cited by examiner

*Primary Examiner* — Jasmine Mlinarcik

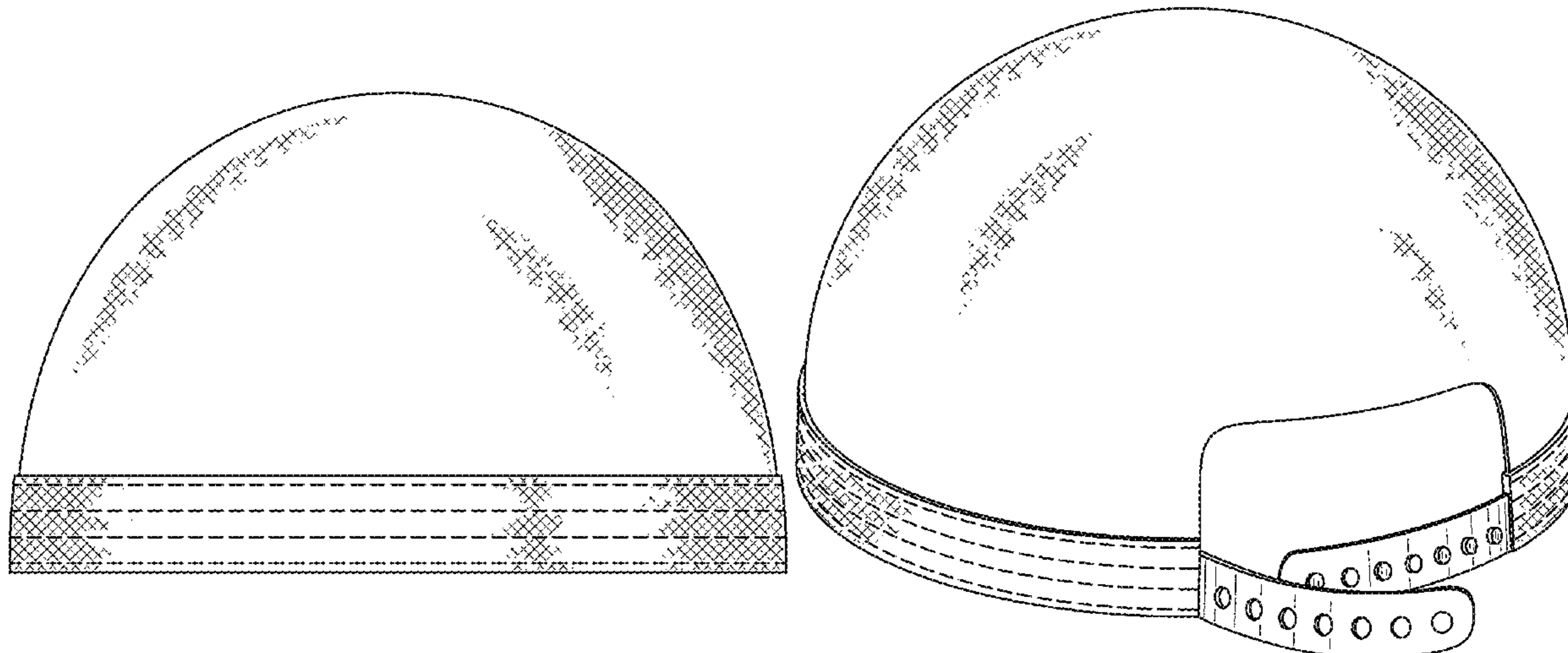
(57) **CLAIM**

The ornamental design for a cap, as shown and described.

**DESCRIPTION**

FIG. 1 is a front view of a cap showing my new design;  
 FIG. 2 is a rear view of the cap;  
 FIG. 3 is a right side view of the cap;  
 FIG. 4 is a left side view of the cap;  
 FIG. 5 is a top view of the cap;  
 FIG. 6 is a bottom view of the cap; and,  
 FIG. 7 is a top rear side perspective view of the cap with the snap fastener shown in an open configuration.  
 The short dashed broken lines along the cap depict claimed stitching.

**1 Claim, 5 Drawing Sheets**



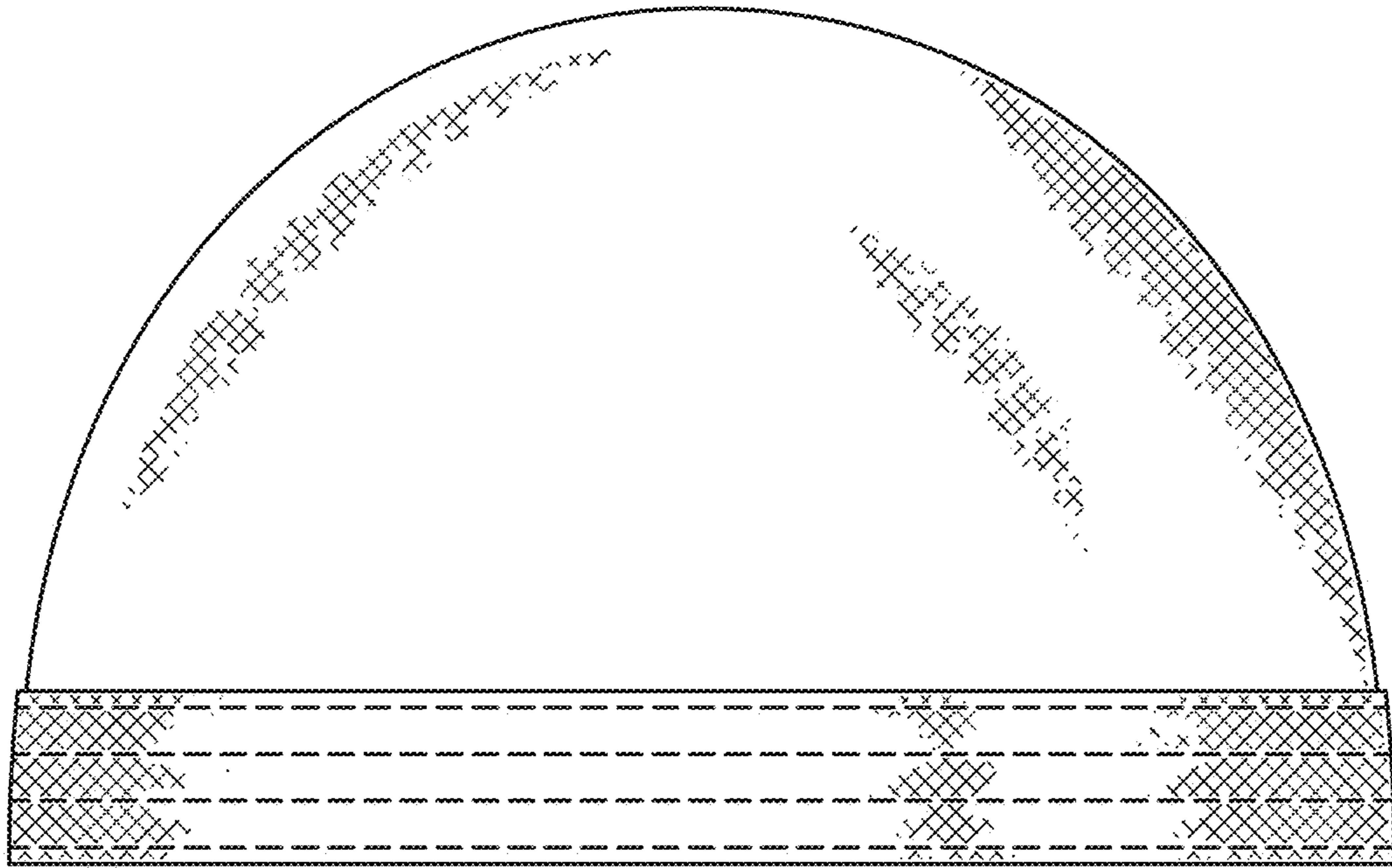


FIG. 1

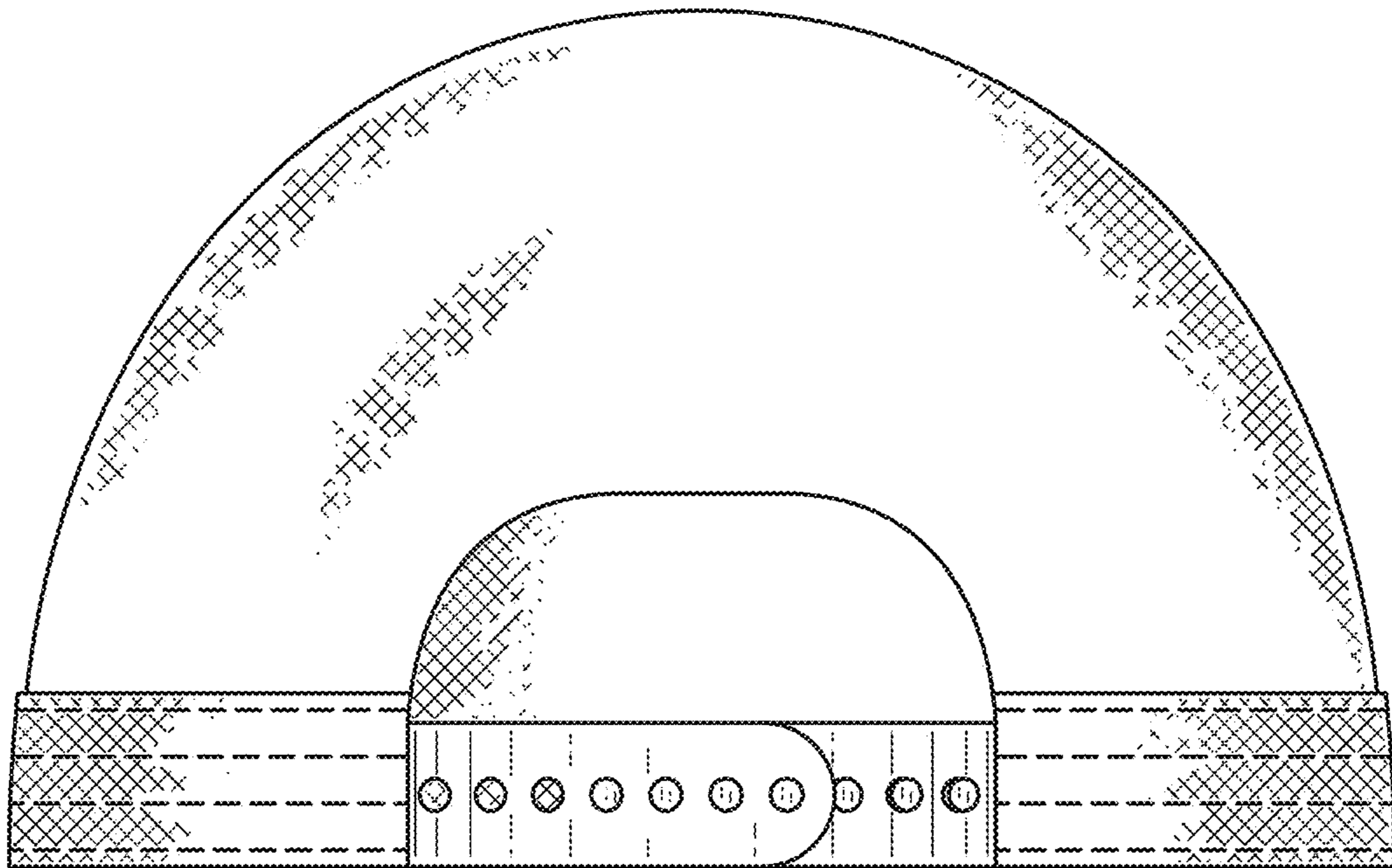


FIG. 2

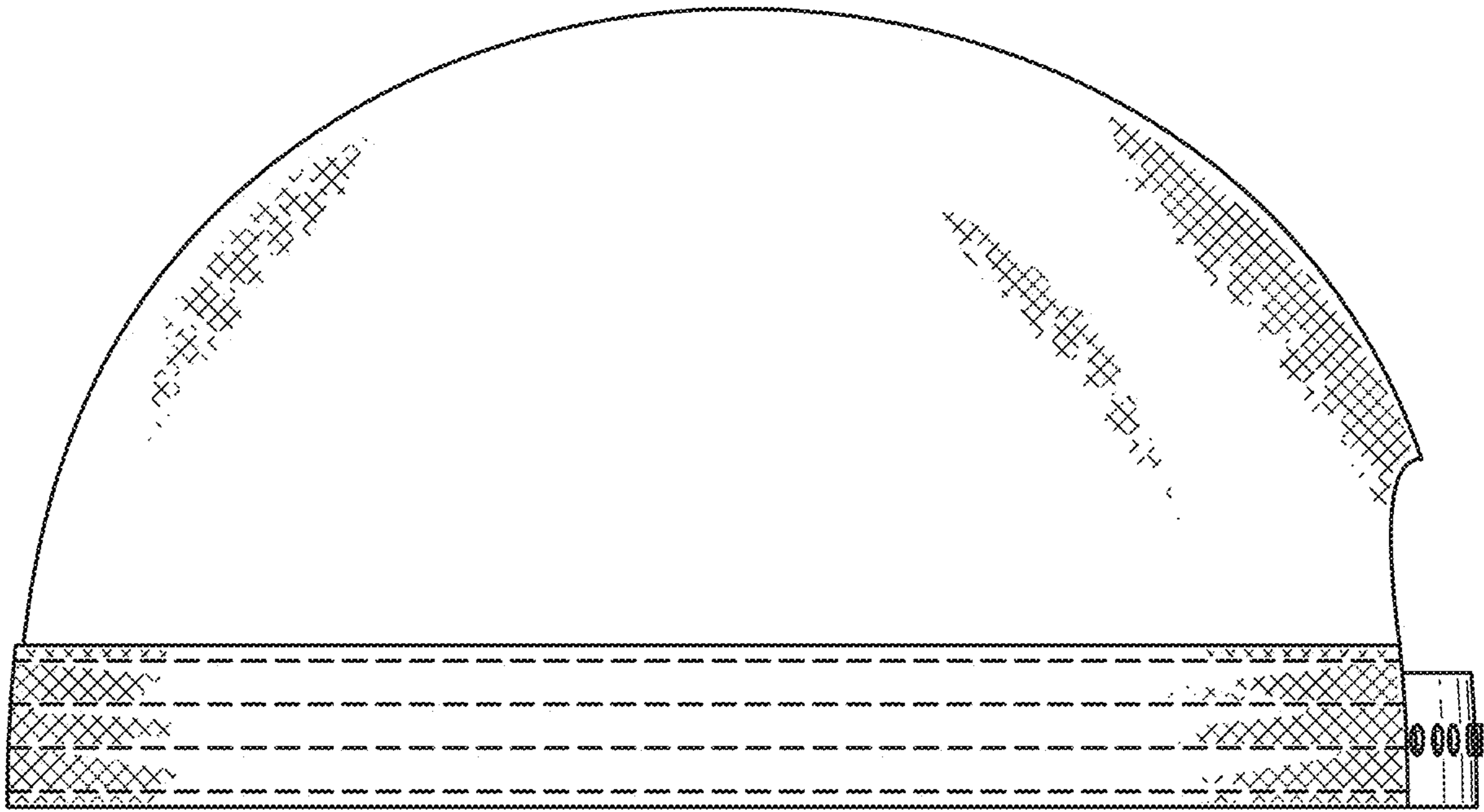


FIG. 3

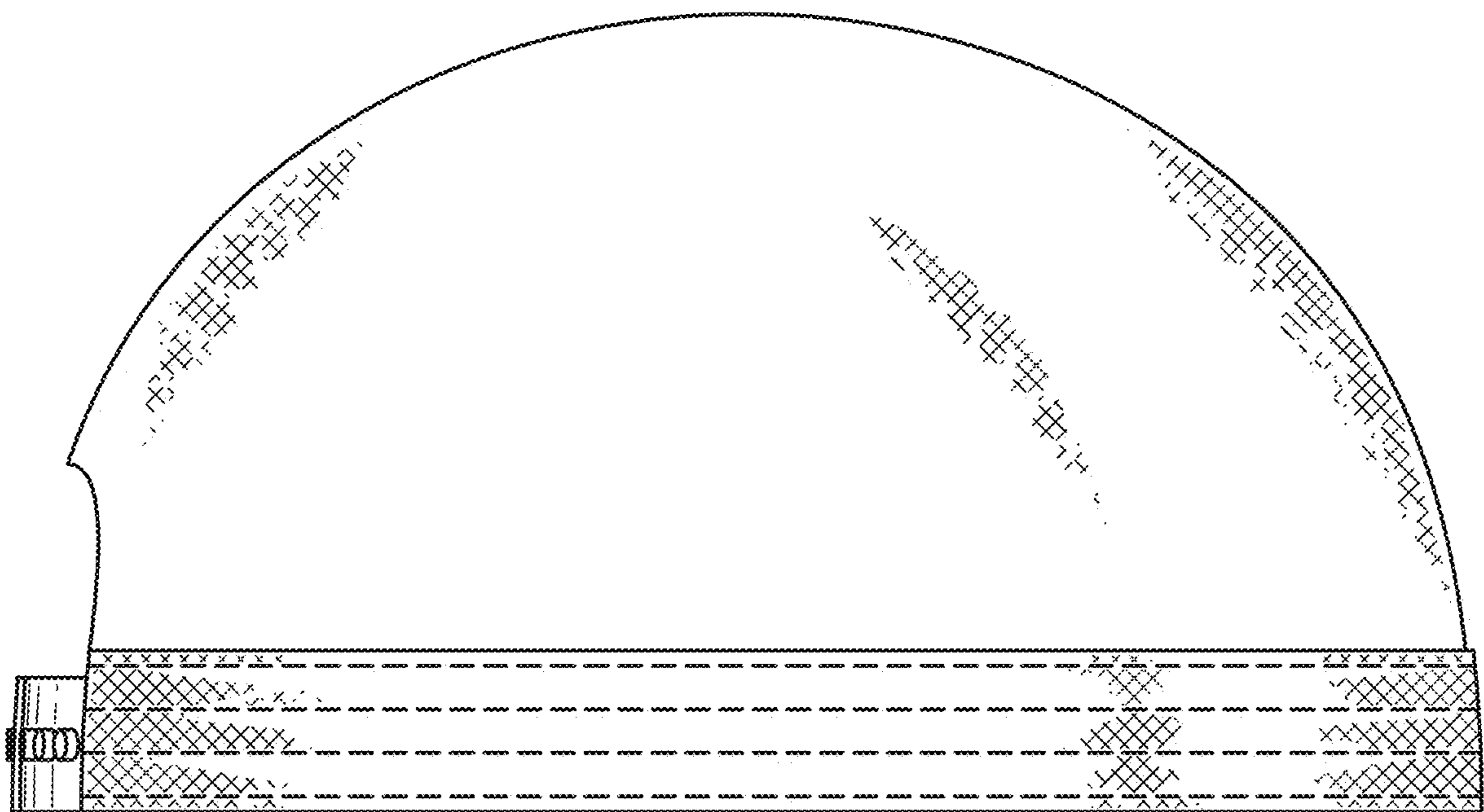


FIG. 4




FIG. 5




FIG. 6

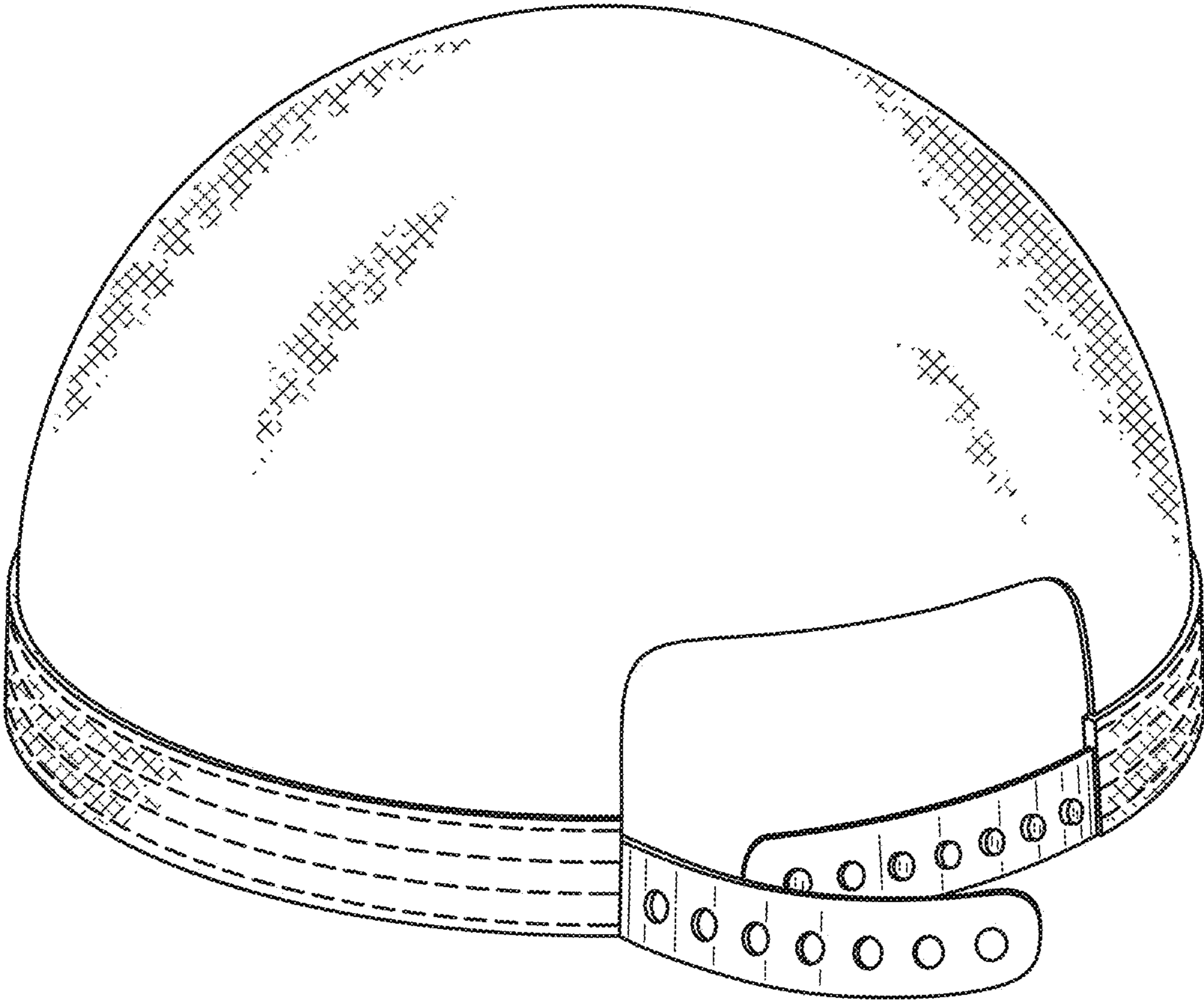


FIG. 7