



US00D906619S

(12) **United States Design Patent** (10) **Patent No.:** **US D906,619 S**  
**Chipman et al.** (45) **Date of Patent:** **\*\* Dec. 29, 2020**

(54) **TRASH RECEPTACLE**  
(71) Applicant: **LANDSCAPE FORMS, INC.**,  
Kalamazoo, MI (US)  
(72) Inventors: **Robert G. Chipman**, West Lake Hills,  
TX (US); **Site Li**, Kalamazoo, MI (US);  
**James M. Bucholtz**, Paw Paw, MI  
(US)

D527,155 S \* 8/2006 Fankhauser ..... D34/7  
D536,498 S \* 2/2007 Presnell ..... D34/1  
D543,329 S 5/2007 McCurry  
D543,330 S 5/2007 McCurry  
D547,019 S \* 7/2007 Weiss ..... D34/7  
D548,916 S 8/2007 Rizzi  
D550,419 S 9/2007 McCurry  
D550,420 S 9/2007 McCurry  
D550,421 S 9/2007 Rizzi  
D597,273 S 7/2009 Chipman  
(Continued)

(73) Assignee: **LANDSCAPE FORMS, INC.**,  
Kalamazoo, MI (US)

(\*\*) Term: **15 Years**

(21) Appl. No.: **29/714,717**

(22) Filed: **Nov. 25, 2019**

(51) **LOC (12) Cl.** ..... **09-09**

(52) **U.S. Cl.**  
USPC ..... **D34/7; D34/1**

(58) **Field of Classification Search**  
USPC ..... D34/1, 5, 6, 7  
CPC .. B65F 1/062; B65F 1/163; B65F 1/08; B65F  
1/1421; B65F 1/068; B65F 1/1473; B65F  
1/06; B65F 1/1607; B65F 2250/11; B65F  
2250/114

See application file for complete search history.

(56) **References Cited**

**U.S. PATENT DOCUMENTS**

D315,625 S \* 3/1991 Hallinan ..... D34/1  
D319,520 S 8/1991 Yurk et al.  
D398,428 S 9/1998 Chipman  
D450,166 S \* 11/2001 Skalka ..... D34/1  
D472,357 S 3/2003 Stewart  
D476,455 S \* 6/2003 Skalka ..... D34/1  
D476,456 S \* 6/2003 Englert ..... D34/7  
D480,856 S \* 10/2003 Hardy ..... D34/7  
D481,507 S 10/2003 Stewart  
D484,661 S \* 12/2003 Englert ..... D34/7  
D489,502 S 5/2004 Stewart

**OTHER PUBLICATIONS**

Chipman et al., Design U.S. Appl. No. 29/714,715, entitled "Trash Receptacle", filed Nov. 25, 2019.

*Primary Examiner* — Cynthia Ramirez

(74) *Attorney, Agent, or Firm* — Heslin Rothenberg; Farley & Mesiti P.C.

(57) **CLAIM**

The ornamental design for a trash receptacle, as shown and described.

**DESCRIPTION**

This application is related to commonly assigned, co-pending design patent application Ser. No. 29/714,715, filed on Nov. 25, 2019 by Chipman et al. and entitled "Trash Receptacle", which application is hereby incorporated herein by reference in its entirety.

FIG. 1 is a perspective view of a trash receptacle in accordance with the new design;

FIG. 2 is a front elevational view thereof, a rear elevational view being a mirror image thereof;

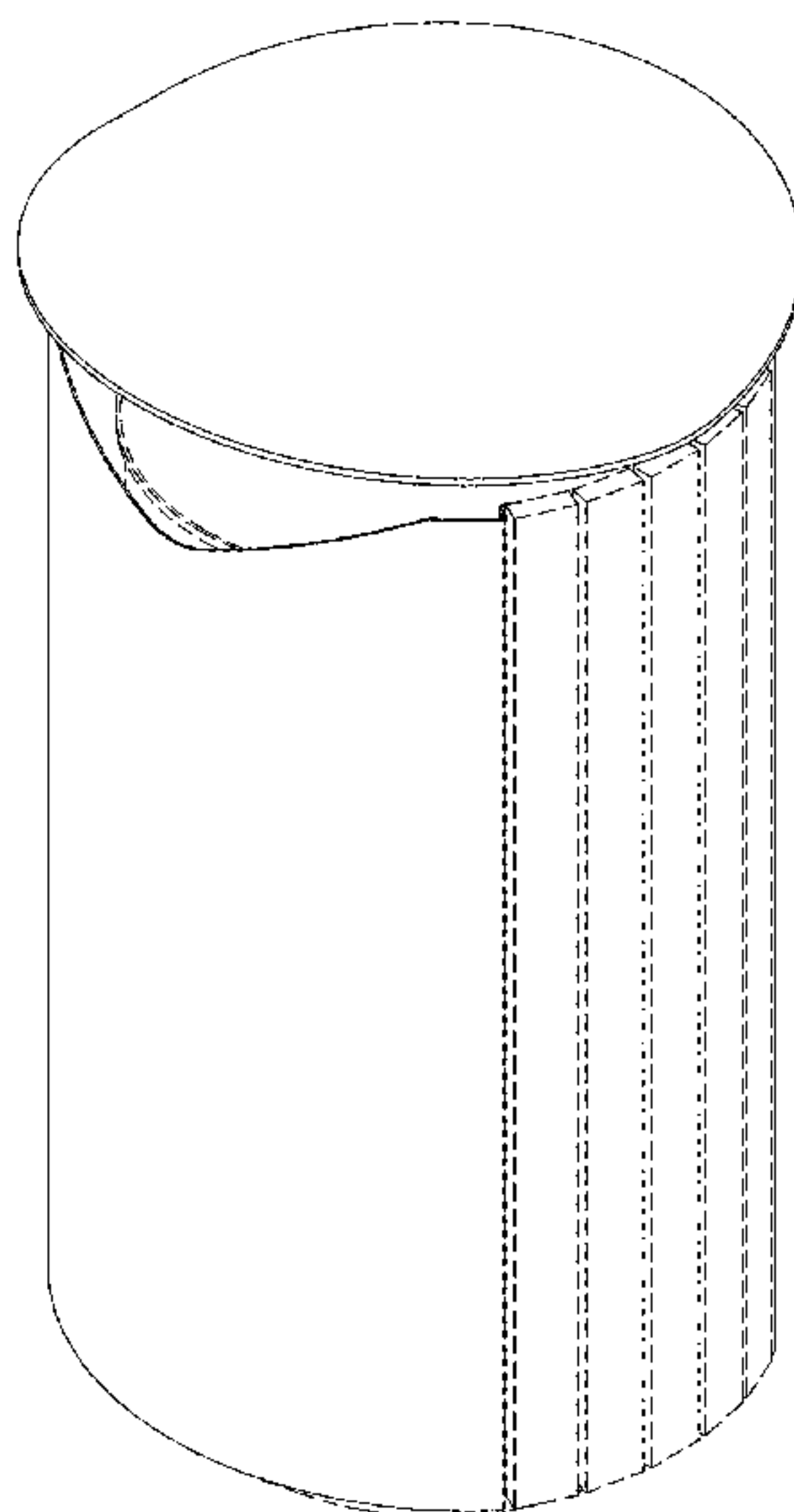
FIG. 3 is a right side elevational view thereof, a left side elevational view being a mirror image thereof;

FIG. 4 is a top view thereof; and,

FIG. 5 is a bottom view thereof.

The broken lines in the drawings illustrate portions of the trash receptacle which form no part of the claimed design.

**1 Claim, 5 Drawing Sheets**



(56)

**References Cited**

U.S. PATENT DOCUMENTS

D597,720 S	8/2009	Chipman	
D607,171 S	12/2009	Schwartz et al.	
D608,968 S	1/2010	Schwartz et al.	
D610,322 S	2/2010	Schwartz et al.	
D627,533 S *	11/2010	Yang .....	D34/7
D643,986 S *	8/2011	Soto .....	D34/1
D643,987 S	8/2011	Soto et al.	
D652,599 S	1/2012	Kane	
D716,013 S	10/2014	Behar et al.	
D717,511 S	11/2014	Behar et al.	
D720,513 S *	12/2014	Yang .....	D34/1
D754,411 S	4/2016	Paz	
D802,239 S *	11/2017	Chen .....	D34/7

\* cited by examiner

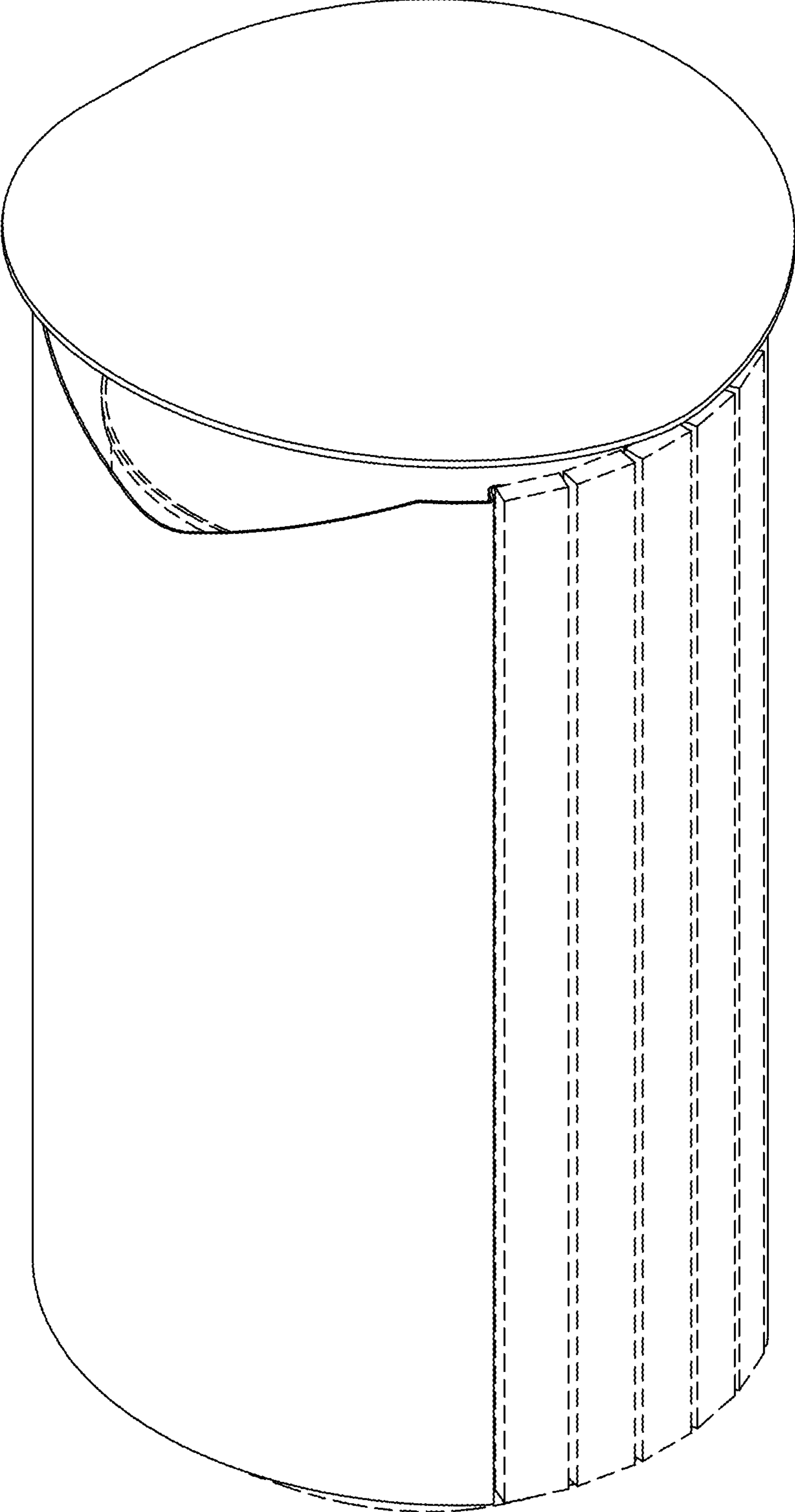


FIG. 1




FIG. 2




FIG. 3




FIG. 4

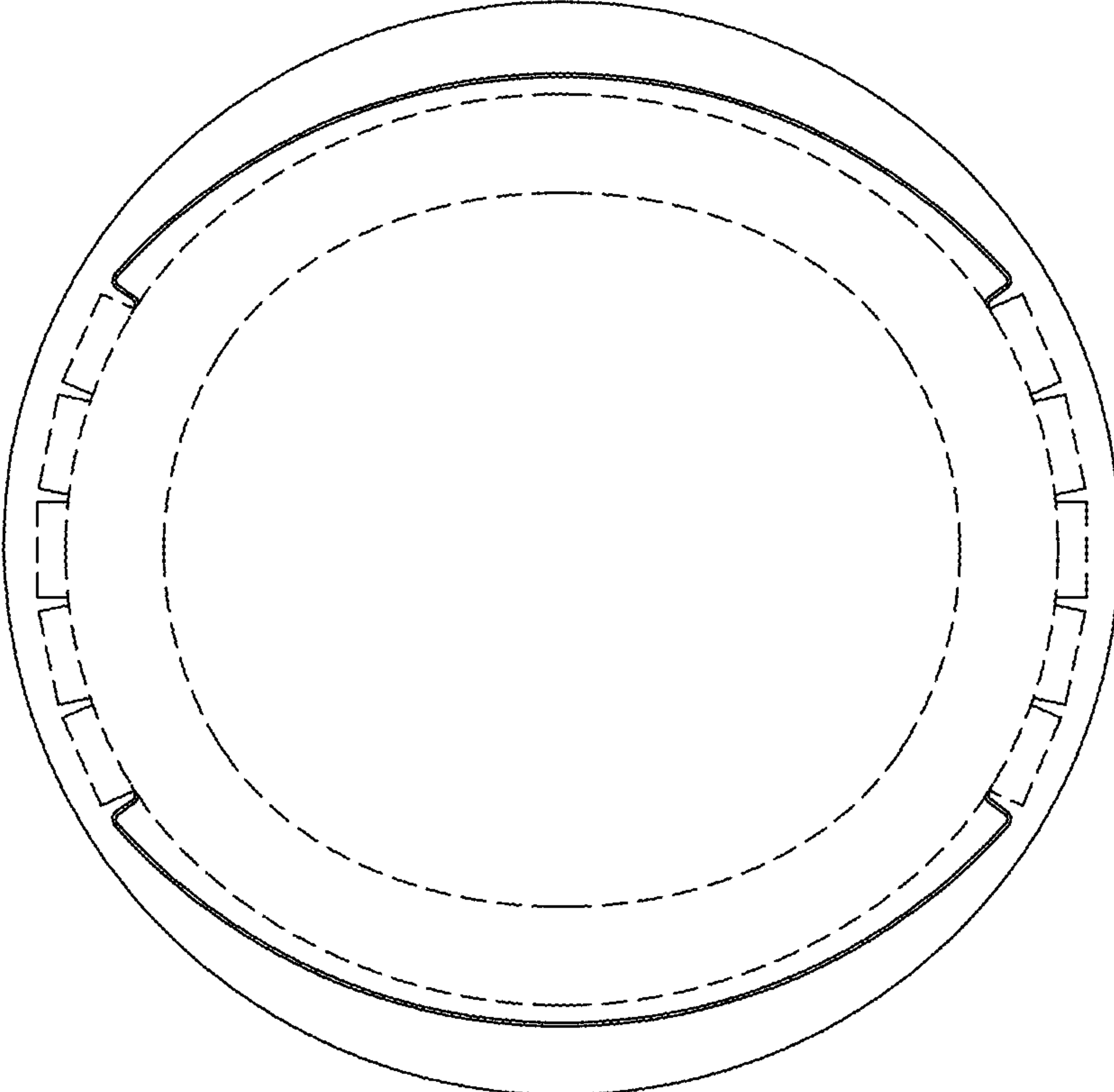


FIG. 5