

US00D906588S

(12) **United States Design Patent**
Wilson et al.

(10) **Patent No.:** **US D906,588 S**

(45) **Date of Patent:** **** Dec. 29, 2020**

(54) **INHALANT DISPENSER**

(71) Applicant: **Loop Laboratories, LLC**, Chicago, IL (US)

(72) Inventors: **Scott H. Wilson**, Chicago, IL (US);
Matteo Iavicoli, Chicago, IL (US);
Greg Ettenson, Austin, TX (US); **Keith Alsberg**, Evanston, IL (US)

(73) Assignee: **Loop Laboratories, LLC**, Chicago, IL (US)

(**) Term: **15 Years**

(21) Appl. No.: **29/715,451**

(22) Filed: **Dec. 2, 2019**

(51) **LOC (12) Cl.** **27-06**

(52) **U.S. Cl.**
USPC **D27/189**

(58) **Field of Classification Search**
USPC D27/100, 101, 162–165, 172, 183,
D27/185–194; D24/110, 110.5
CPC A24F 47/002; A24F 47/004; A24F 47/006;
A24F 47/008; A61M 15/06; A61M 15/00;
A61M 15/0001; A61M 15/0013; A61M
15/0018
See application file for complete search history.

(56) **References Cited**

U.S. PATENT DOCUMENTS

D695,450 S * 12/2013 Benassayag D27/163
D720,095 S * 12/2014 Alima D27/163

D722,956 S * 2/2015 Alima D13/108
D779,722 S * 2/2017 Volodarsky D27/162
D800,383 S * 10/2017 Verleur D27/167
D806,942 S * 1/2018 Qiu D27/101
D877,975 S * 3/2020 Crowe D27/162
D883,566 S * 5/2020 Filleul D27/162
D893,798 S * 8/2020 Liu D27/162
D894,478 S * 8/2020 Fornarelli D27/162
D898,988 S * 10/2020 Levinson D27/101

* cited by examiner

Primary Examiner — Marissa J Cash

Assistant Examiner — Rebecca Tsehaye

(74) *Attorney, Agent, or Firm* — Neal, Gerber & Eisenberg LLP


(57) **CLAIM**

The ornamental design for an inhalant dispenser, as shown and described.

DESCRIPTION

FIG. 1 is a front perspective view of an inhalant dispenser of our new design.
FIG. 2 is a rear perspective view thereof.
FIG. 3 is a top plan view thereof.
FIG. 4 is a bottom plan view thereof.
FIG. 5 is a front elevation view thereof.
FIG. 6 is a rear elevation view thereof; and,
FIG. 7 is a first side elevation view thereof, the other side elevation view being a mirror image thereof.
The broken lines represent portions of the inhalant dispenser that form no part of the claimed design.

1 Claim, 3 Drawing Sheets






FIG. 1




FIG. 2

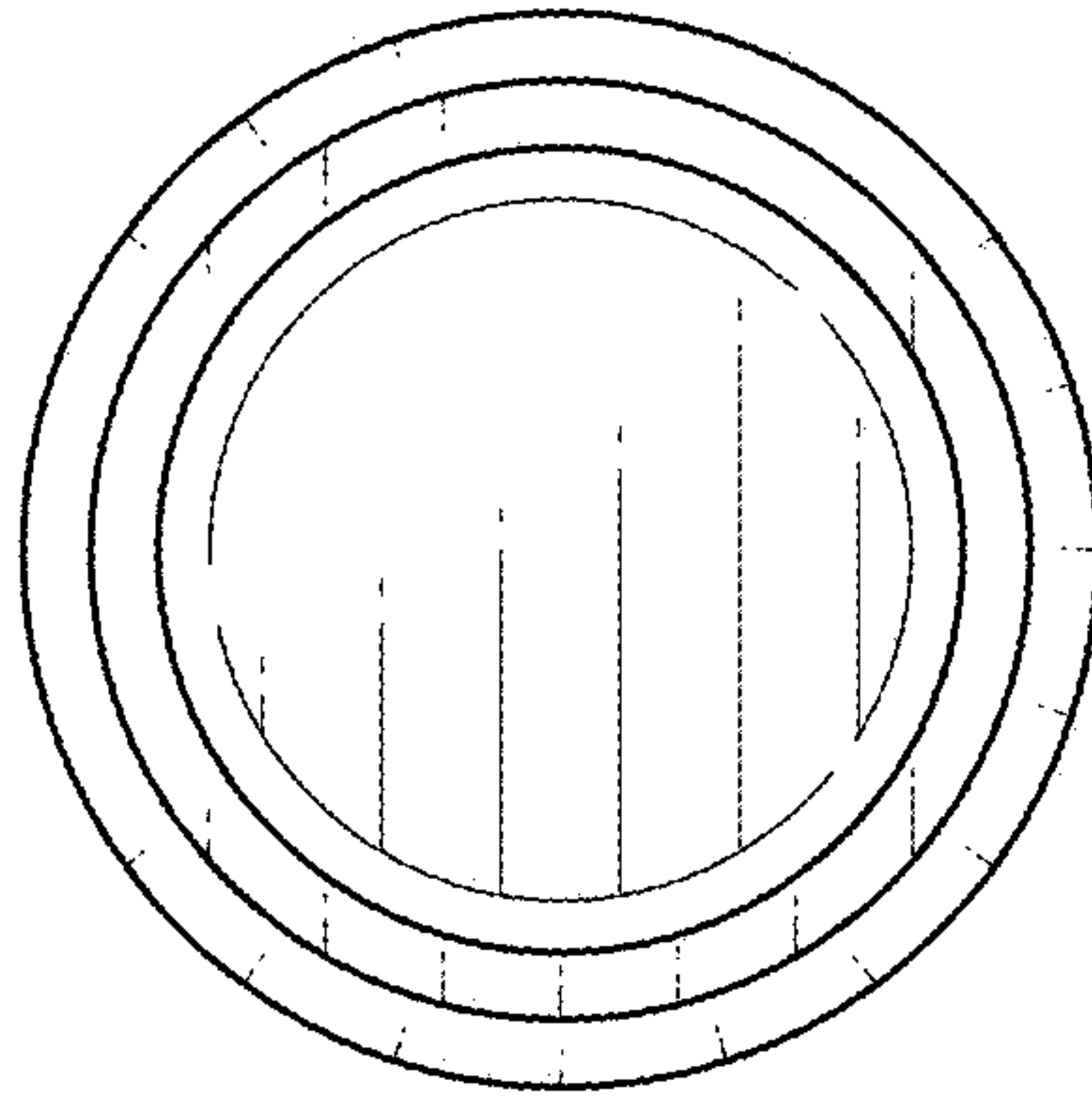


FIG. 3

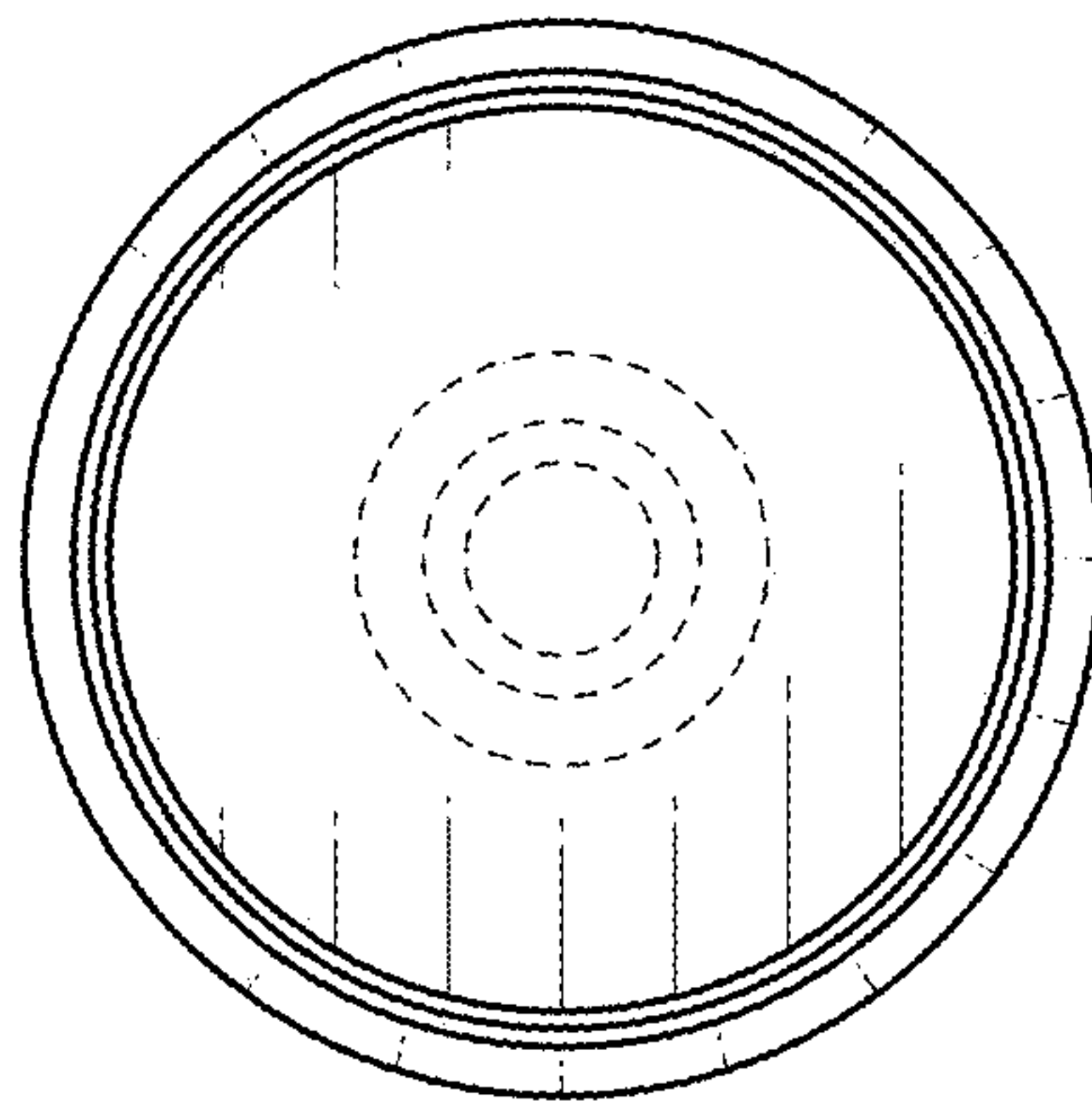


FIG. 4




FIG. 5




FIG. 6




FIG. 7