



US00D906586S

(12) **United States Design Patent**
Huang et al.

(10) **Patent No.:** **US D906,586 S**
(45) **Date of Patent:** **** Dec. 29, 2020**

(54) **ELECTRONIC CIGARETTE**
(71) Applicant: **Shenzhen YouMe Information Technology Co., Ltd**, Guangdong (CN)
(72) Inventors: **Furong Huang**, Guangdong (CN); **Bin Liu**, Guangdong (CN); **Xuan Wang**, Guangdong (CN)
(73) Assignee: **SHENZHEN YOUME INFORMATION TECHNOLOGY CO., LTD**, Shenzhen (CN)
(**) Term: **15 Years**

D809,706 S * 2/2018 Martin D27/141
D828,953 S * 9/2018 Chen D27/167
D829,983 S * 10/2018 Wang D27/167
D832,505 S * 10/2018 Bennett D27/193
D833,672 S * 11/2018 Qiu D27/163
D857,984 S * 8/2019 Zhu D27/162

(Continued)

Primary Examiner — Marissa J Cash

(21) Appl. No.: **29/694,727**
(22) Filed: **Jun. 13, 2019**
(30) **Foreign Application Priority Data**
May 13, 2019 (CN) 2019 3 0230645
(51) **LOC (12) Cl.** **27-01**
(52) **U.S. Cl.**
USPC **D27/101**
(58) **Field of Classification Search**
USPC D27/100, 101, 162, 163–169, 172–193,
D27/194; D23/355, 356, 359, 360;
D13/107
CPC A24F 47/008; A24F 40/10; A24F 47/002;
A24F 15/12; A24F 47/006; A24F 40/00
See application file for complete search history.

(57) **CLAIM**

The ornamental design for an electronic cigarette, as shown and described.

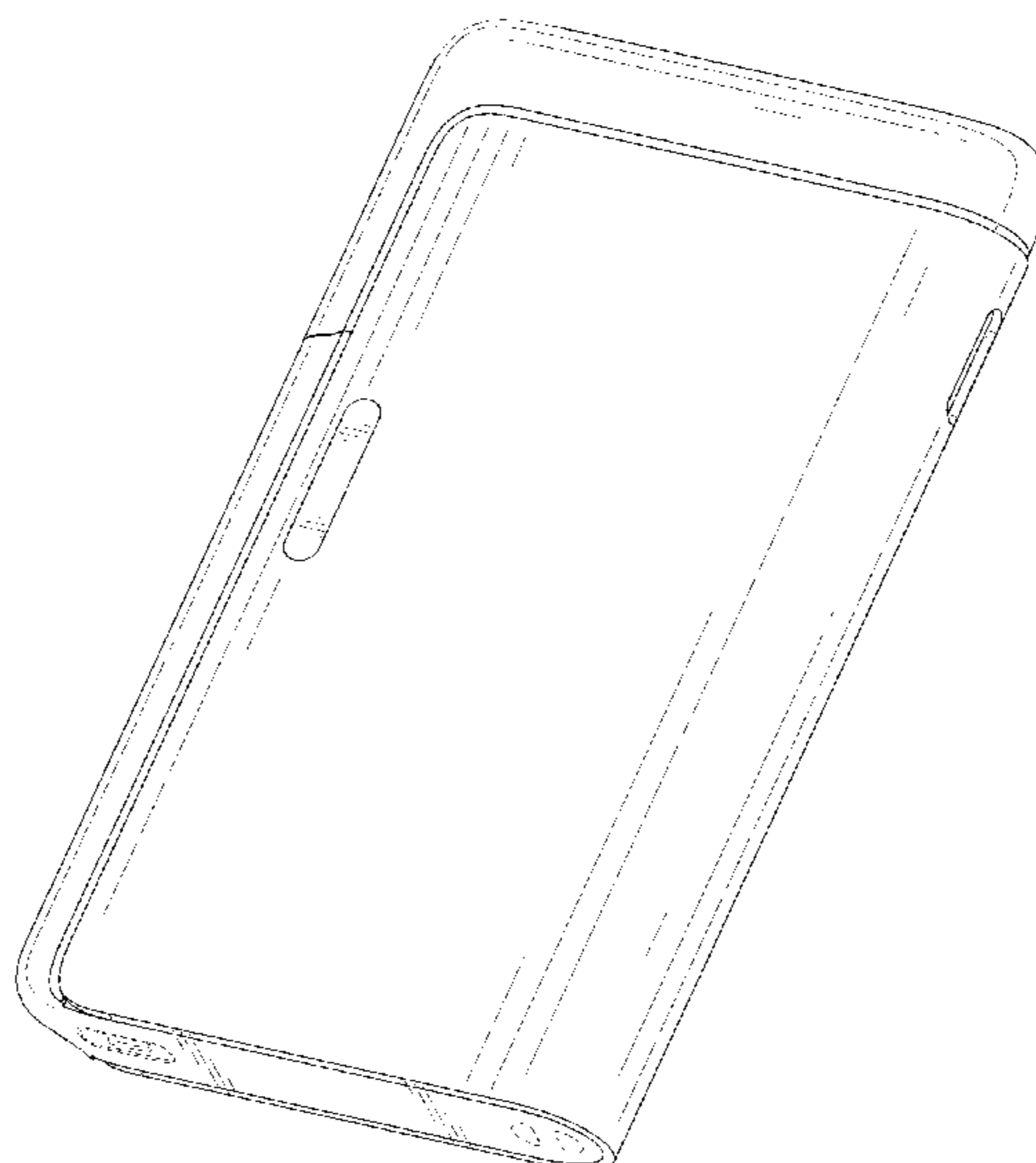
DESCRIPTION

FIG. 1 is a front elevational view of a first embodiment of an electronic cigarette showing our new design;
FIG. 2 is a rear elevational view of FIG. 1;
FIG. 3 is a left side view of FIG. 1;
FIG. 4 is a right side view of FIG. 1;
FIG. 5 is a top plan view of FIG. 1;
FIG. 6 is a bottom plan view of FIG. 1;
FIG. 7 is a bottom, front and right side perspective view of FIG. 1;
FIG. 8 is a top, rear and left side perspective view of FIG. 1;
FIG. 9 is a front elevational view of a second embodiment of the electronic cigarette;
FIG. 10 is a rear elevational view of FIG. 9;
FIG. 11 is a left side view of FIG. 9;
FIG. 12 is a right side view of FIG. 9;
FIG. 13 is a top plan view of FIG. 9;
FIG. 14 is a bottom plan view of FIG. 9;
FIG. 15 is a top, rear and left side perspective view of FIG. 9; and,
FIG. 16 is a bottom, front and right side perspective view of FIG. 9.

The broken lines in the drawings illustrate portions of the electronic cigarette which form no part of the claimed design.

1 Claim, 16 Drawing Sheets

(56) **References Cited**
U.S. PATENT DOCUMENTS
D693,054 S * 11/2013 Verleur D27/189
D752,808 S * 3/2016 Hearn D27/189
D773,989 S * 12/2016 Schiff D13/107
D776,340 S * 1/2017 Seibel D27/189
D779,726 S * 2/2017 Bennett D27/189
D790,455 S * 6/2017 McGarry D13/107
D800,377 S * 10/2017 Liu D27/101



(56)

References Cited

U.S. PATENT DOCUMENTS

D861,549 S * 10/2019 Lai D12/167
D863,677 S * 10/2019 Chung D27/172
D870,960 S * 12/2019 Luxton D27/162
10,561,173 B2 * 2/2020 Liu H05B 3/12
D877,408 S * 3/2020 Mead D27/162
D881,459 S * 4/2020 Ouyang D27/162
D884,961 S * 5/2020 He D27/101
D885,651 S * 5/2020 Miyamoto D27/101
D889,740 S * 7/2020 Beer D27/194
D892,396 S * 8/2020 Lai D27/162
2017/0101256 A1 * 4/2017 Zeitlin A24F 15/20
2018/0160739 A1 * 6/2018 Chen A61M 15/06

* cited by examiner

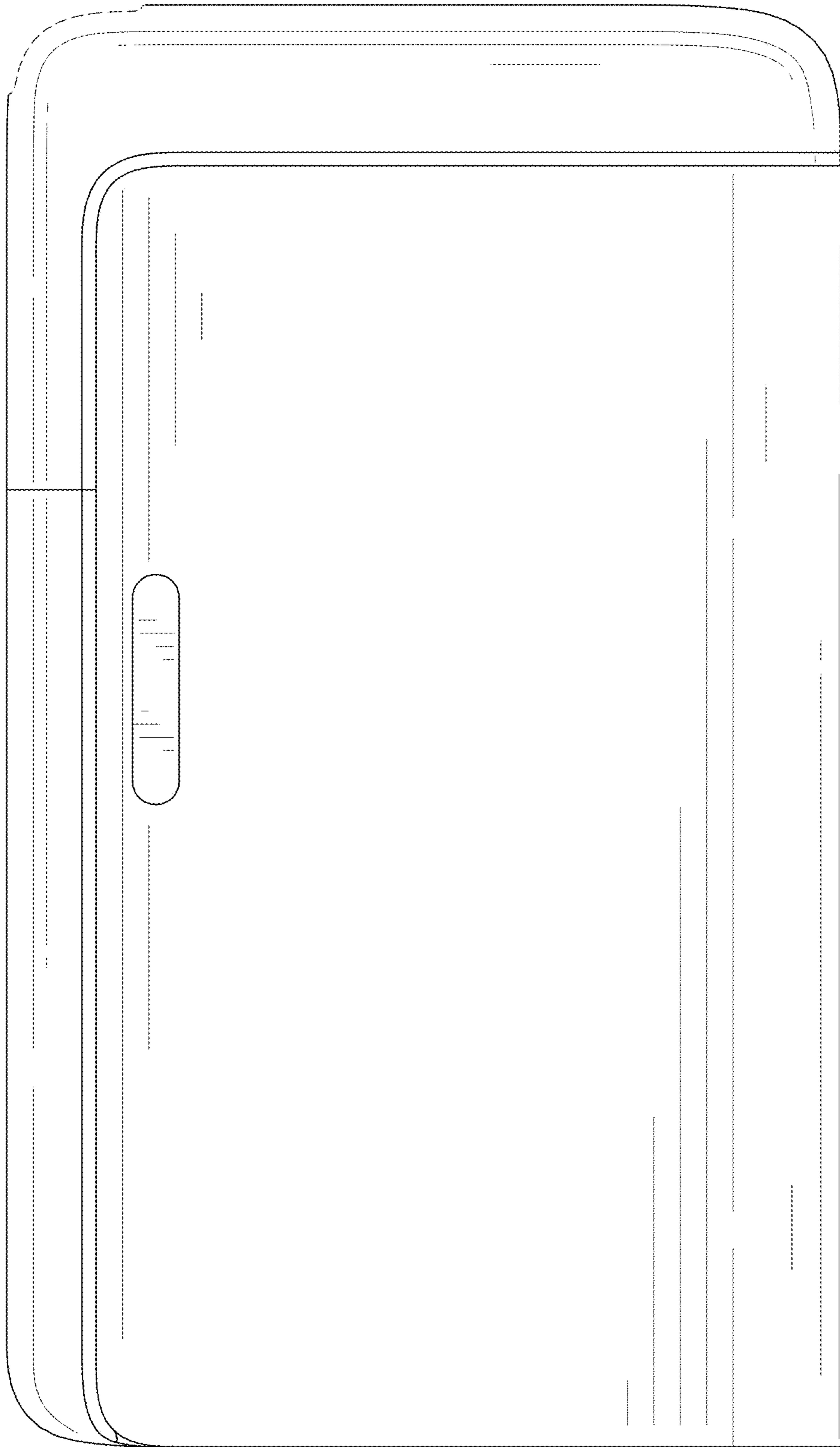


FIG. 1




FIG. 2

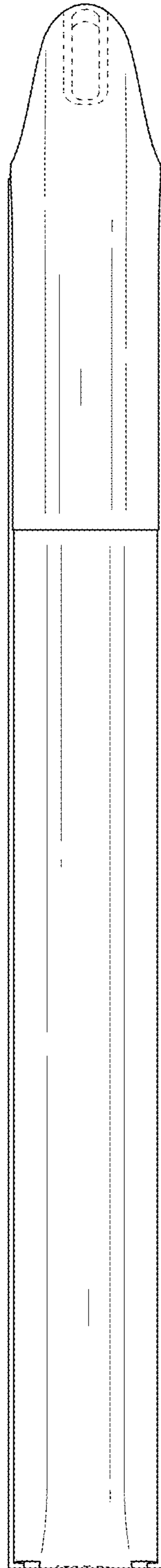


FIG. 3

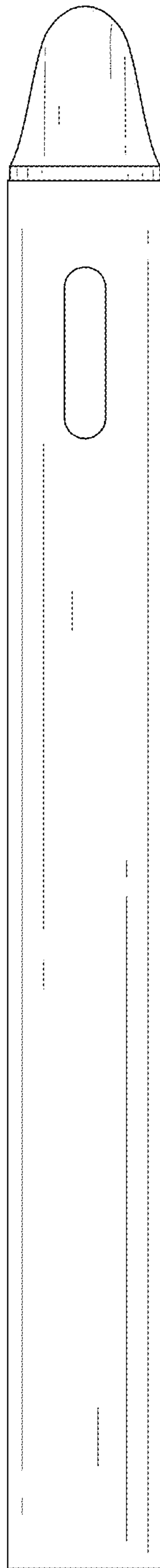


FIG. 4




FIG. 5

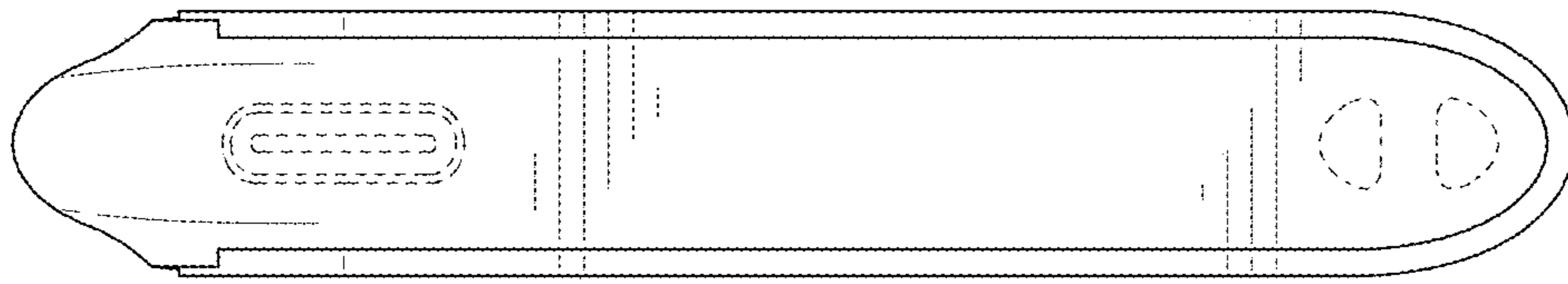


FIG. 6

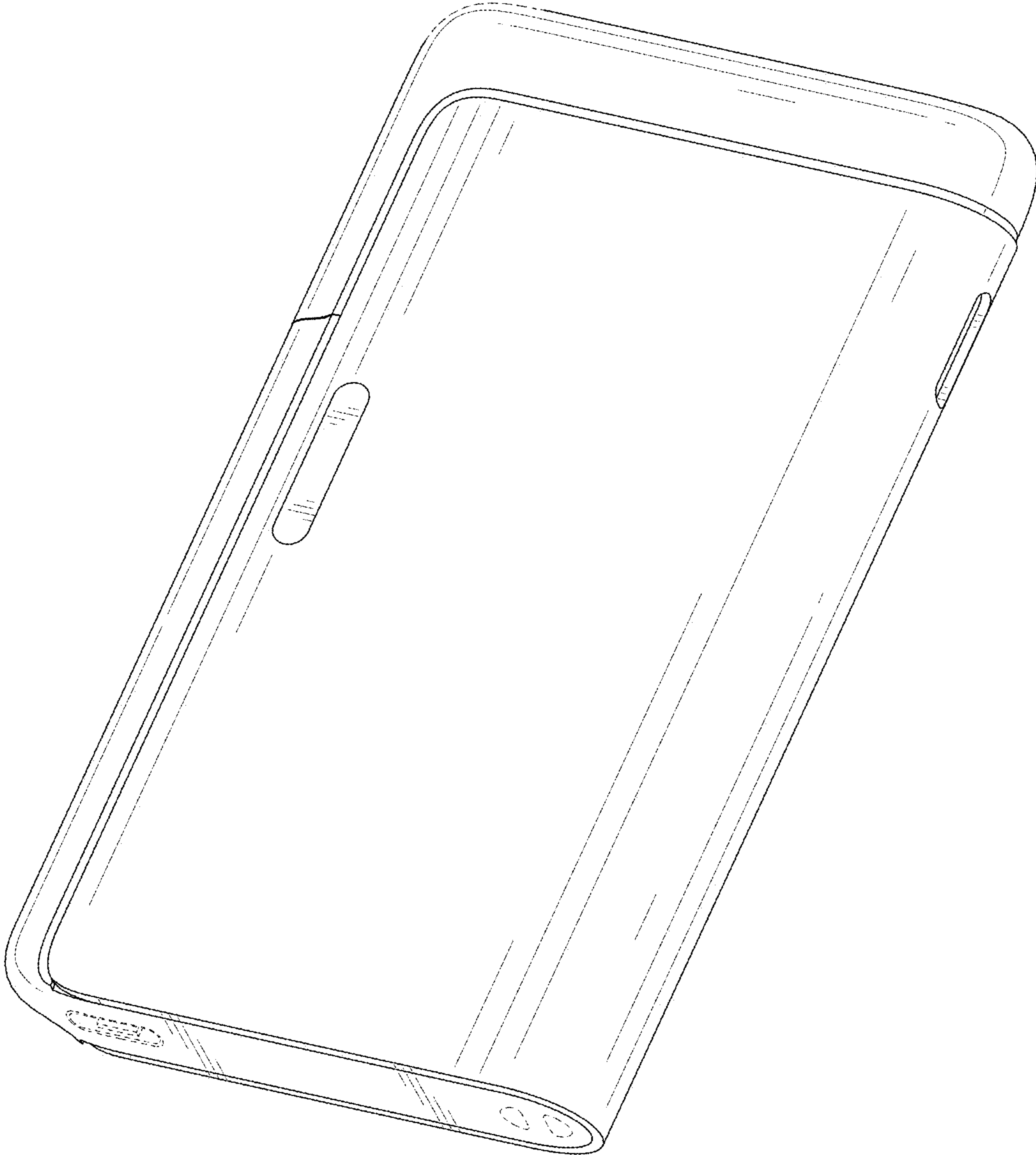


FIG. 7

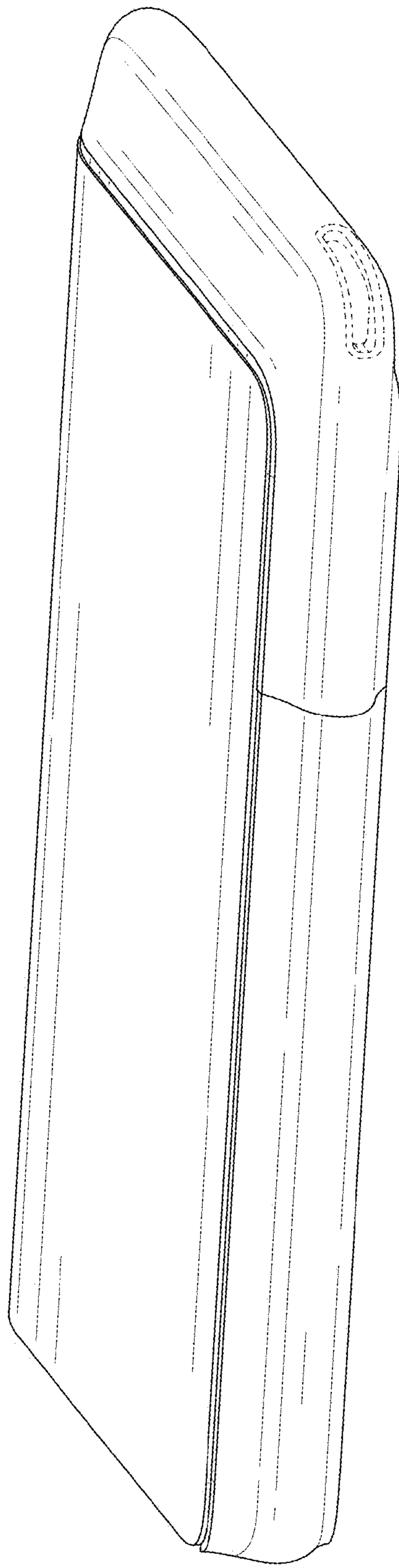


FIG. 8




FIG. 9




FIG. 10




FIG. 11




FIG. 12




FIG. 13

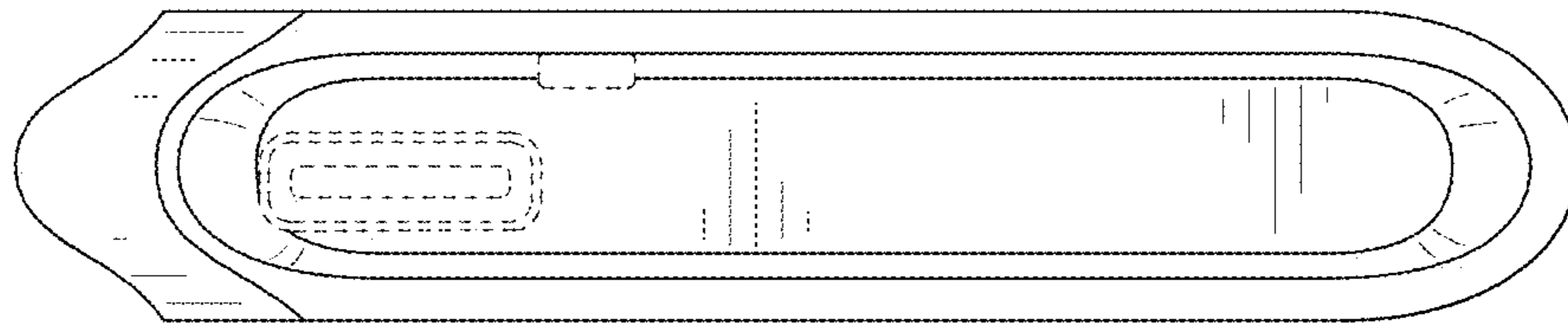


FIG. 14




FIG. 15

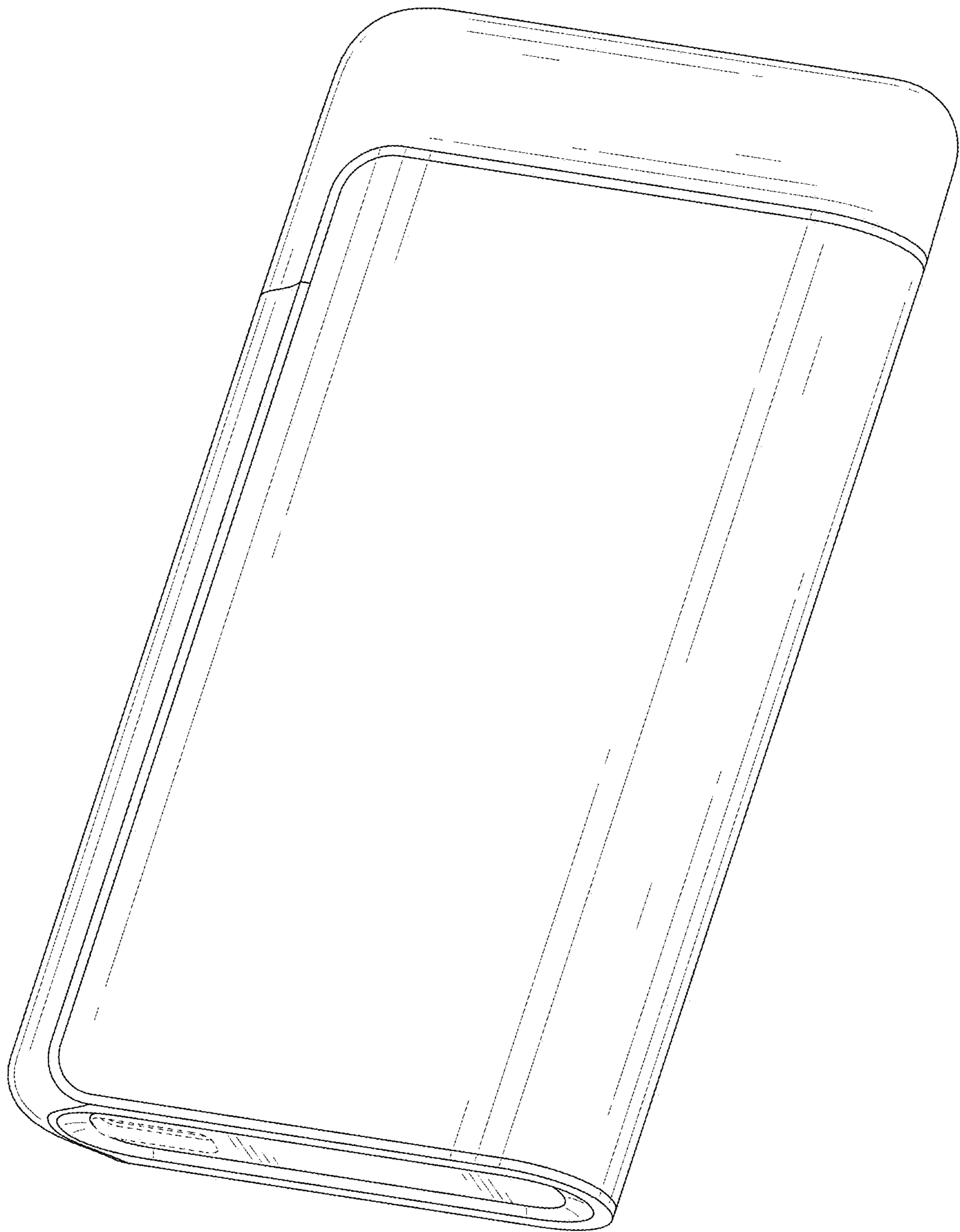


FIG. 16