



US00D906568S

(12) **United States Design Patent** (10) **Patent No.:** **US D906,568 S**  
**Wu** (45) **Date of Patent:** **\*\* Dec. 29, 2020**

(54) **SENSOR LIGHT**

(71) Applicant: **Liuning Wu**, Ningbo (CN)  
(72) Inventor: **Liuning Wu**, Ningbo (CN)  
(73) Assignee: **Ningbo Worth International Trade Co., Ltd.**, Ningbo (CN)

(\*\*) Term: **15 Years**

(21) Appl. No.: **29/688,389**

(22) Filed: **Apr. 21, 2019**

(51) **LOC (12) Cl.** ..... **26-05**

(52) **U.S. Cl.**  
USPC ..... **D26/72**

(58) **Field of Classification Search**

USPC ..... D10/106.6, 106.8; D26/51, 60, 72, 78,  
D26/80, 81, 82, 85, 86, 88  
CPC .... F21S 8/03; F21S 8/003; F21S 8/036; F21S  
8/037; F21S 9/022; F21S 9/024; F21S  
9/03; F21S 9/037; F21S 13/02; F21S  
13/10; F21S 13/14; F21W 2131/107;  
G08B 13/193

See application file for complete search history.

(56) **References Cited**

**U.S. PATENT DOCUMENTS**

D39,736 S	*	12/1908	Murray	.....	D13/161
D318,135 S	*	7/1991	Hall	.....	D26/67
D341,788 S	*	11/1993	Caryl	.....	D10/106.8
D378,621 S	*	3/1997	Landefeld	.....	D26/85
D393,095 S	*	3/1998	Fiorato	.....	D26/85
D569,030 S	*	5/2008	Lee	.....	D26/85
D612,974 S	*	3/2010	Guercio	.....	D26/85
D612,975 S	*	3/2010	Guercio	.....	D26/85
D617,491 S	*	6/2010	Dordoni	.....	D26/85
D617,492 S	*	6/2010	Dordoni	.....	D26/85
D646,006 S	*	9/2011	Stolte	.....	D26/26
D678,587 S	*	3/2013	Fang	.....	D26/80
D867,646 S	*	11/2019	Flindt	.....	D26/85

**OTHER PUBLICATIONS**

KeeKit Motion Sensor Light (available online) Retrieved from the internet May 19, 2020 from URL: [https://www.amazon.com/KeeKit-Battery-Powered-Cordless-Anywhere-Bathroom/dp/B085L5HGM8/ref=sr\\_1\\_6?dchild=1&keywords=KeeKit+Motion+Sensor+Light&qid=1589895609&s=hi&sr=1-6](https://www.amazon.com/KeeKit-Battery-Powered-Cordless-Anywhere-Bathroom/dp/B085L5HGM8/ref=sr_1_6?dchild=1&keywords=KeeKit+Motion+Sensor+Light&qid=1589895609&s=hi&sr=1-6).\*

Round light (available online) Retrieved from the internet May 28, 2020 from URL: [https://translate.google.com/translate?hl=en&sl=zh-CN&u=https://m.1688.com/offer\\_search/-C2A5CCDDB7F6CAD6B5C6.html&prev=search](https://translate.google.com/translate?hl=en&sl=zh-CN&u=https://m.1688.com/offer_search/-C2A5CCDDB7F6CAD6B5C6.html&prev=search).\*

\* cited by examiner

*Primary Examiner* — Kevin K Rudzinski

*Assistant Examiner* — Richard Kearney

(74) *Attorney, Agent, or Firm* — Aaron C. Fong

(57) **CLAIM**

The ornamental design for a sensor light, as shown and described.

**DESCRIPTION**

FIG. 1 is a front view of a sensor light showing my new design;

FIG. 2 is a left side view thereof;

FIG. 3 is a rear view thereof;

FIG. 4 is a right side view thereof;

FIG. 5 is a bottom plan view thereof;

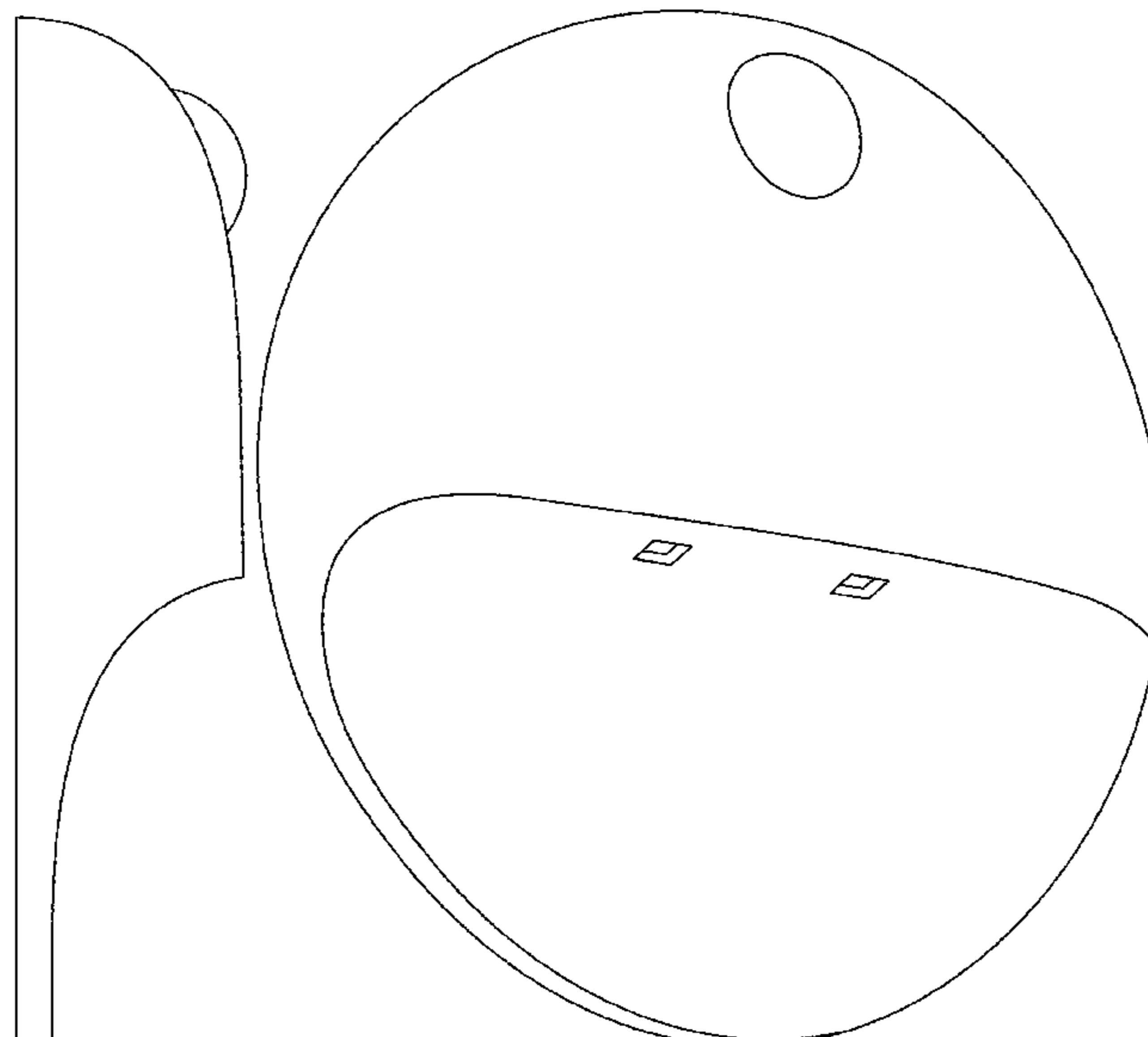
FIG. 6 is a top plan view thereof;

FIG. 7 is a top side perspective view thereof; and,

FIG. 8 is a bottom perspective view of the sensor light.

The broken lines shown in the drawings illustrate portions of the article and the dot-dash-dot lines illustrate the bounds of the claim; the broken lines form no part of the claimed design.

**1 Claim, 8 Drawing Sheets**



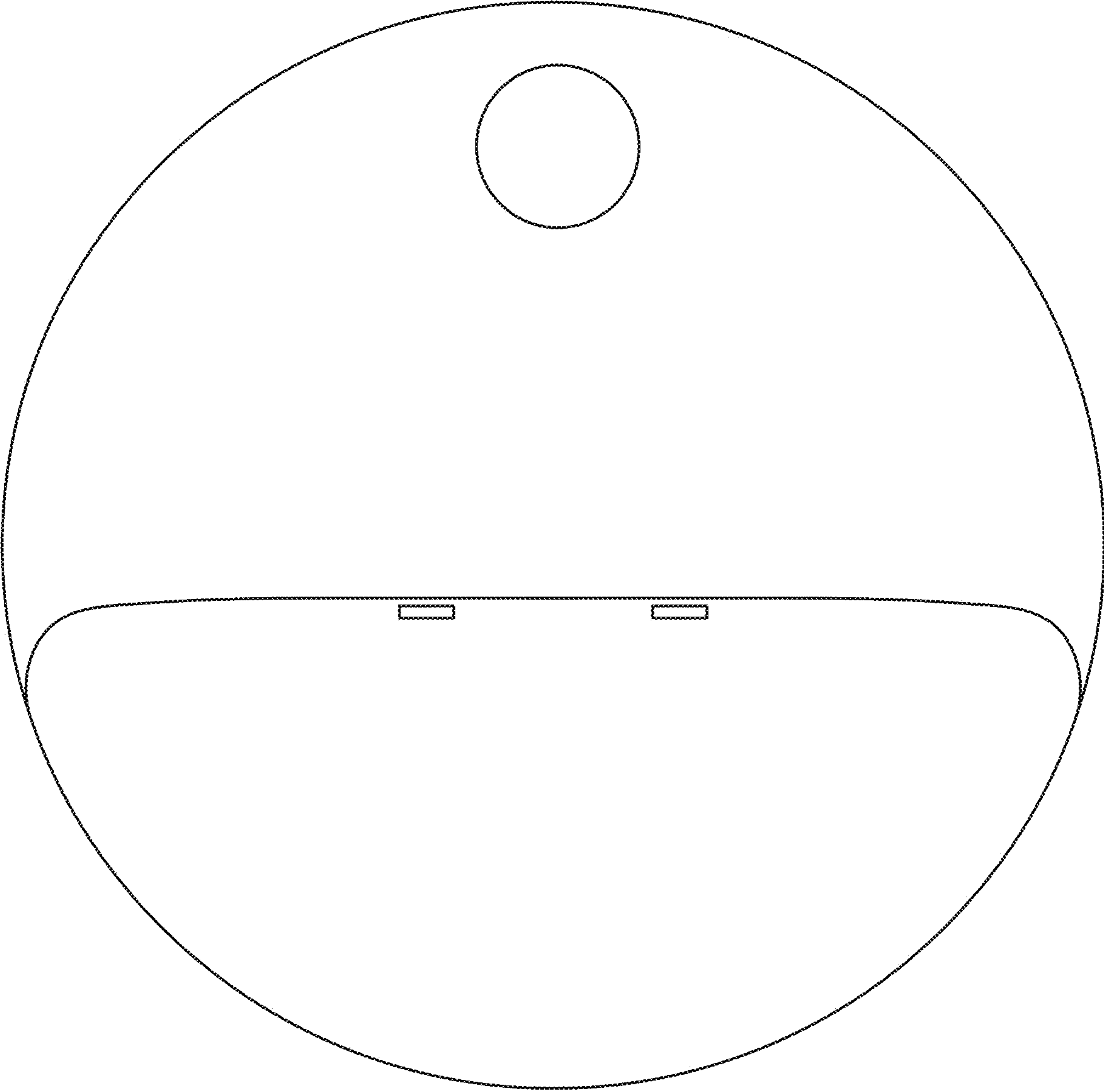


FIG. 1

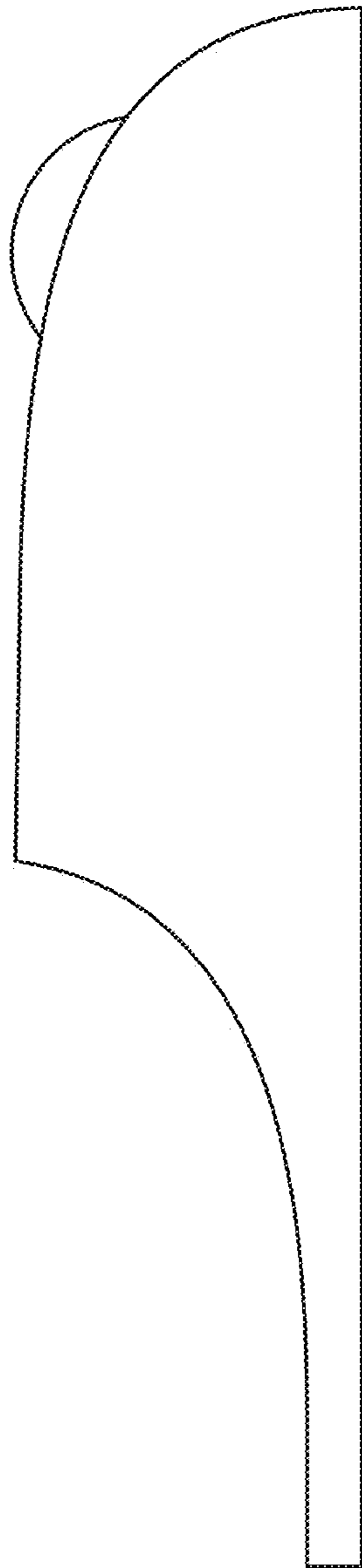


FIG. 2

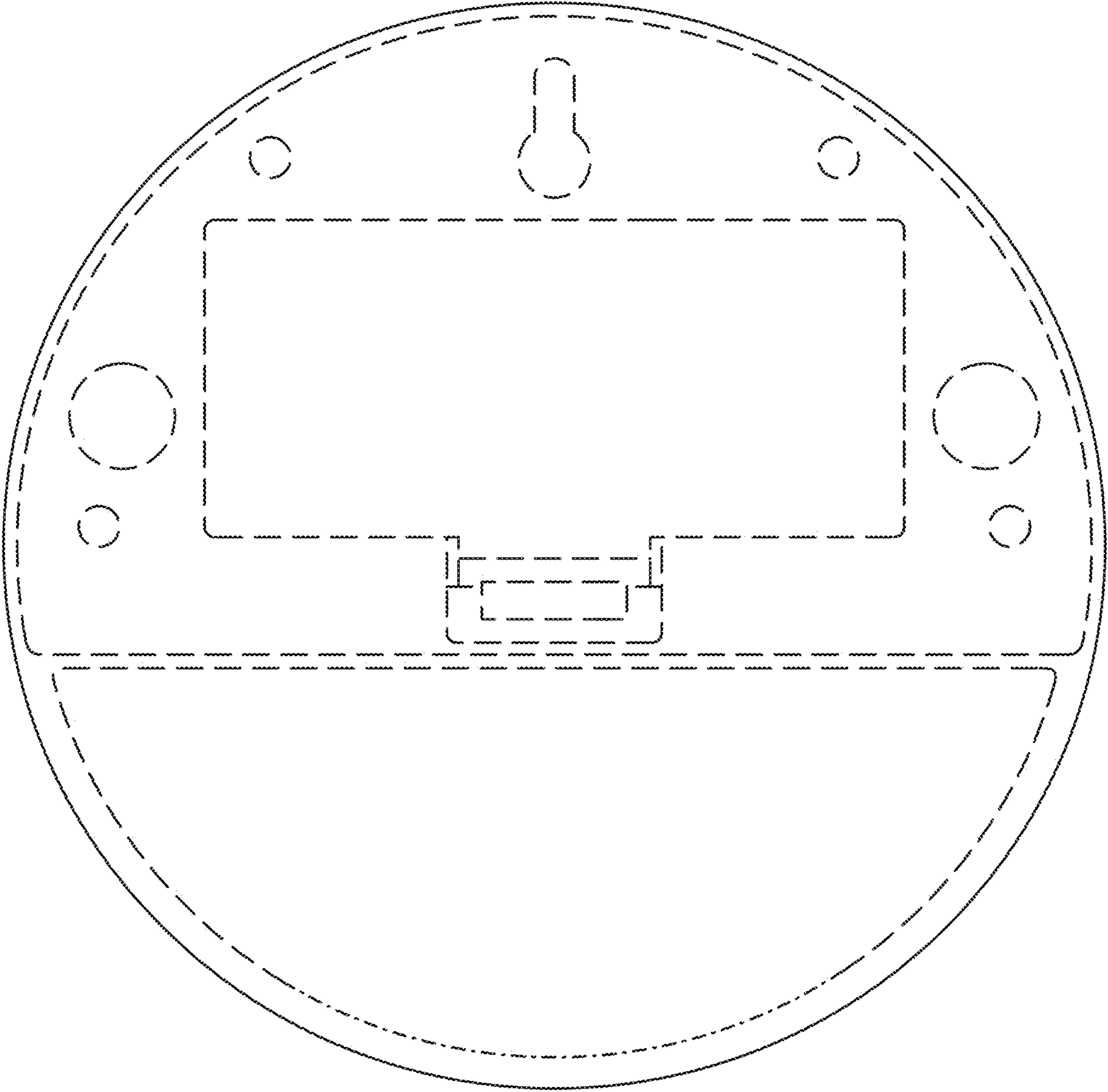


FIG. 3

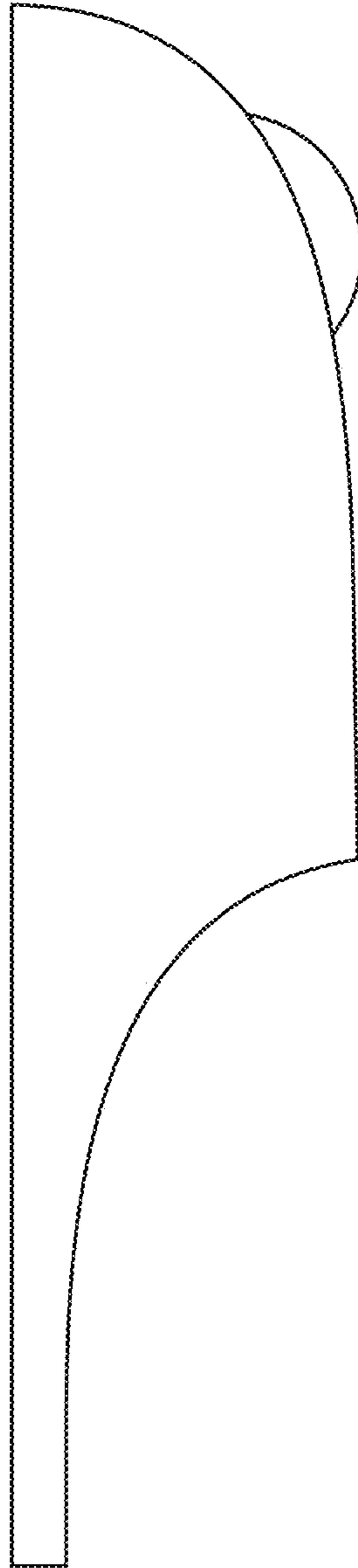


FIG. 4

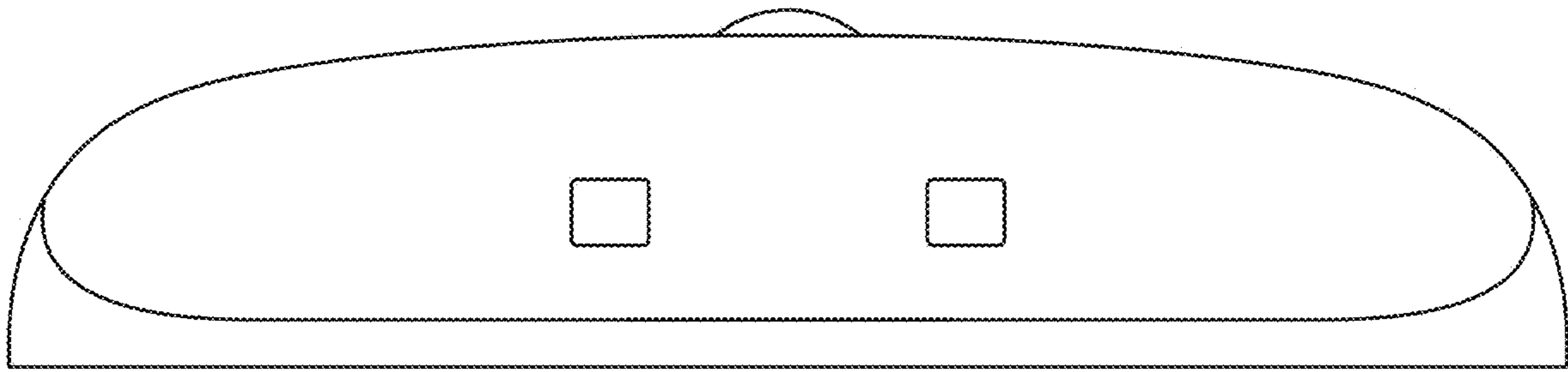


FIG. 5

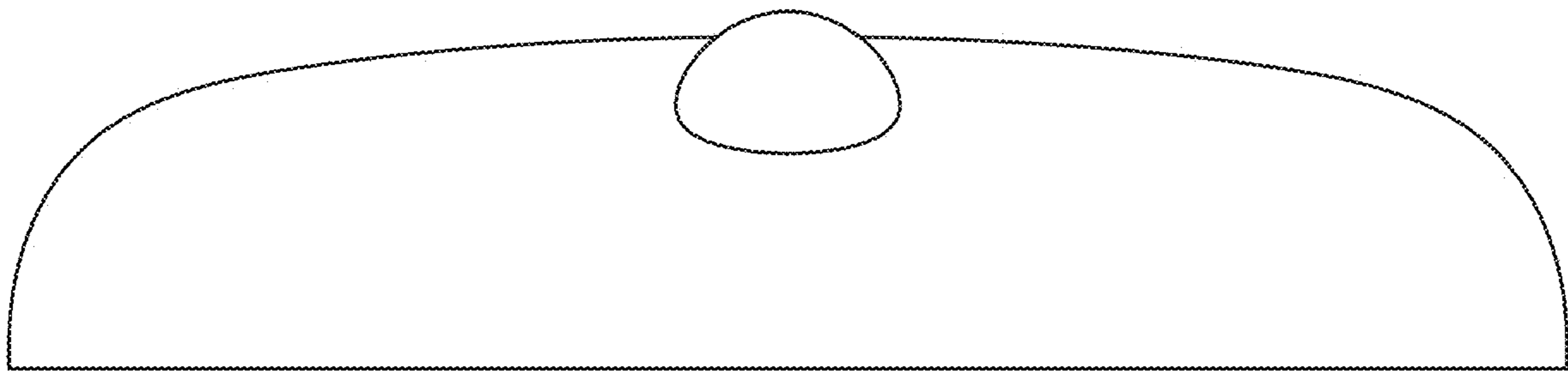


FIG. 6

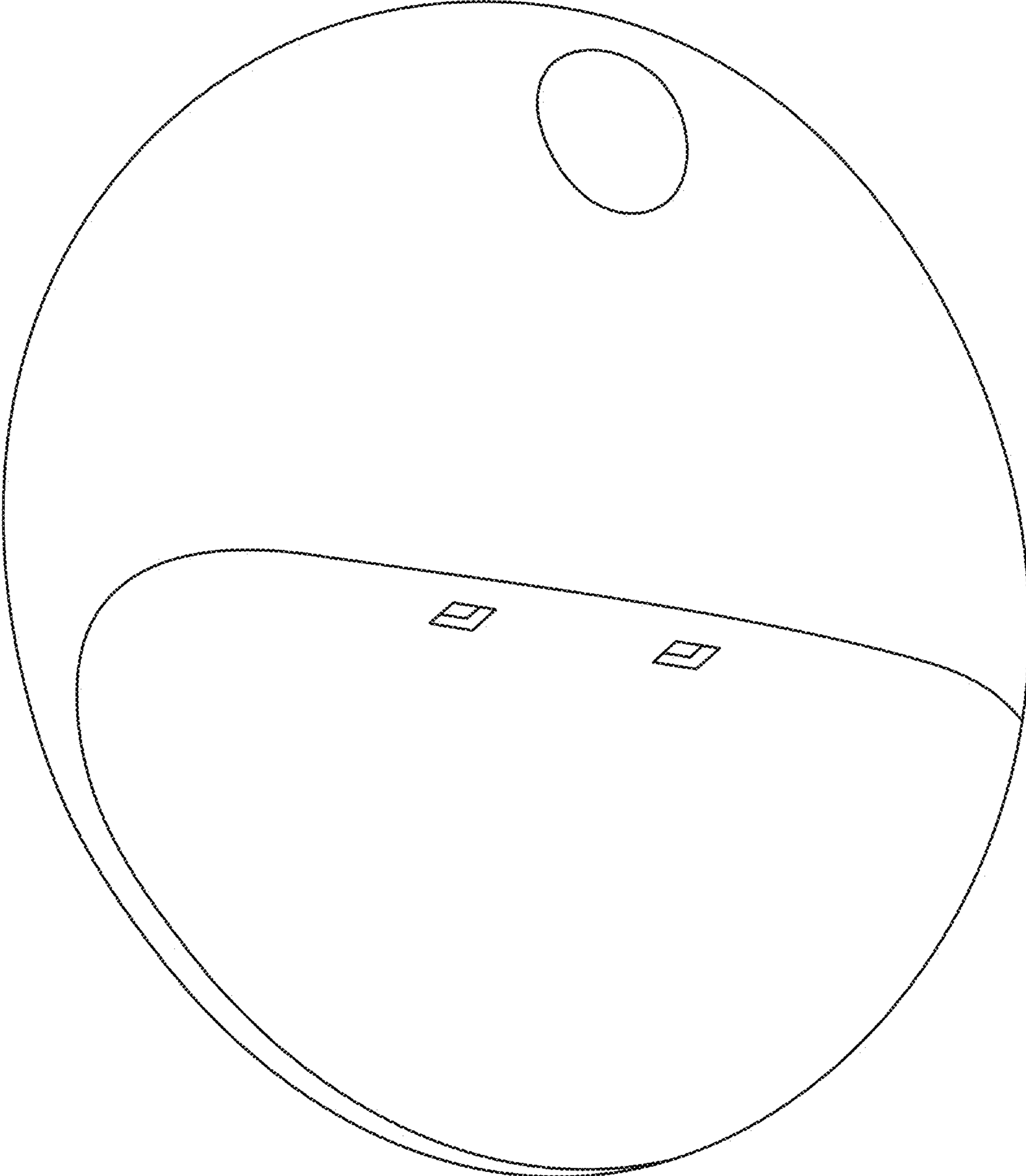


FIG. 7



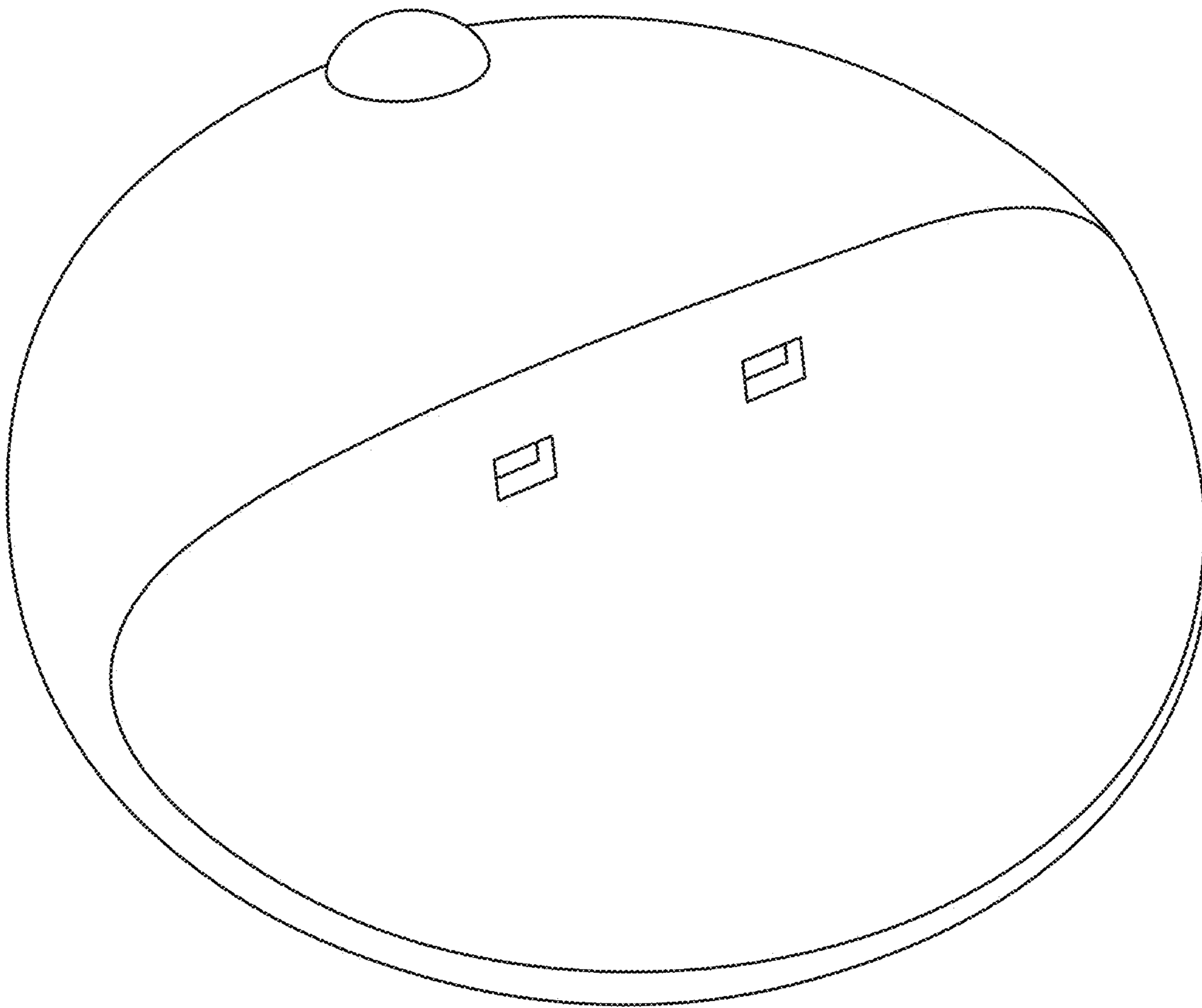


FIG. 8