



US00D906552S

(12) **United States Design Patent**
McEndree et al.

(10) **Patent No.:** **US D906,552 S**

(45) **Date of Patent:** **** Dec. 29, 2020**

- (54) **FLASHING DEVICE**
- (71) Applicant: **James Hardie Technology Limited**,
Dublin (IE)
- (72) Inventors: **Michael McEndree**, Akron, OH (US);
Richard Klein, Yorba Linda, CA (US);
Amol Joshi, Chino Hills, CA (US); **Hui Li**, Fontana, CA (US); **Thayne Dye**,
Upland, CA (US)
- (73) Assignee: **James Hardie Technology Limited**,
Dublin (IE)
- (**) Term: **15 Years**
- (21) Appl. No.: **29/674,584**
- (22) Filed: **Dec. 21, 2018**
- (51) **LOC (12) Cl.** **25-99**
- (52) **U.S. Cl.**
USPC **D25/199**
- (58) **Field of Classification Search**
USPC D25/61, 138, 139, 141, 199; D8/349,
D8/380, 382, 394
CPC E04F 13/0864; E04F 13/0889; E04F
21/1855; E04F 21/18; E04B 1/64; E04B
2002/742
See application file for complete search history.

- 8,713,858 B1 * 5/2014 Xie F24S 25/613
52/58
- 8,844,235 B2 * 9/2014 Lukaszewicz E04F 13/083
52/551
- 9,097,006 B2 * 8/2015 Johnson E04B 1/7061
- 9,482,011 B2 * 11/2016 Steffes E04F 13/0733
- 9,487,959 B2 * 11/2016 Bunch E04F 21/1877
- 9,951,514 B2 * 4/2018 Debuff E04F 19/00
- 10,011,996 B1 * 7/2018 Sauerwein E04C 2/30
- D864,423 S * 10/2019 Spencer E04D 13/002
D25/139
- 10,590,663 B1 * 3/2020 Meeks E04F 21/1877
- 10,774,547 B2 * 9/2020 Colyn E04F 21/1855

* cited by examiner

Primary Examiner — Doris Clark

(74) *Attorney, Agent, or Firm* — Knobbe Martens Olson
& Bear, LLP

(57) **CLAIM**

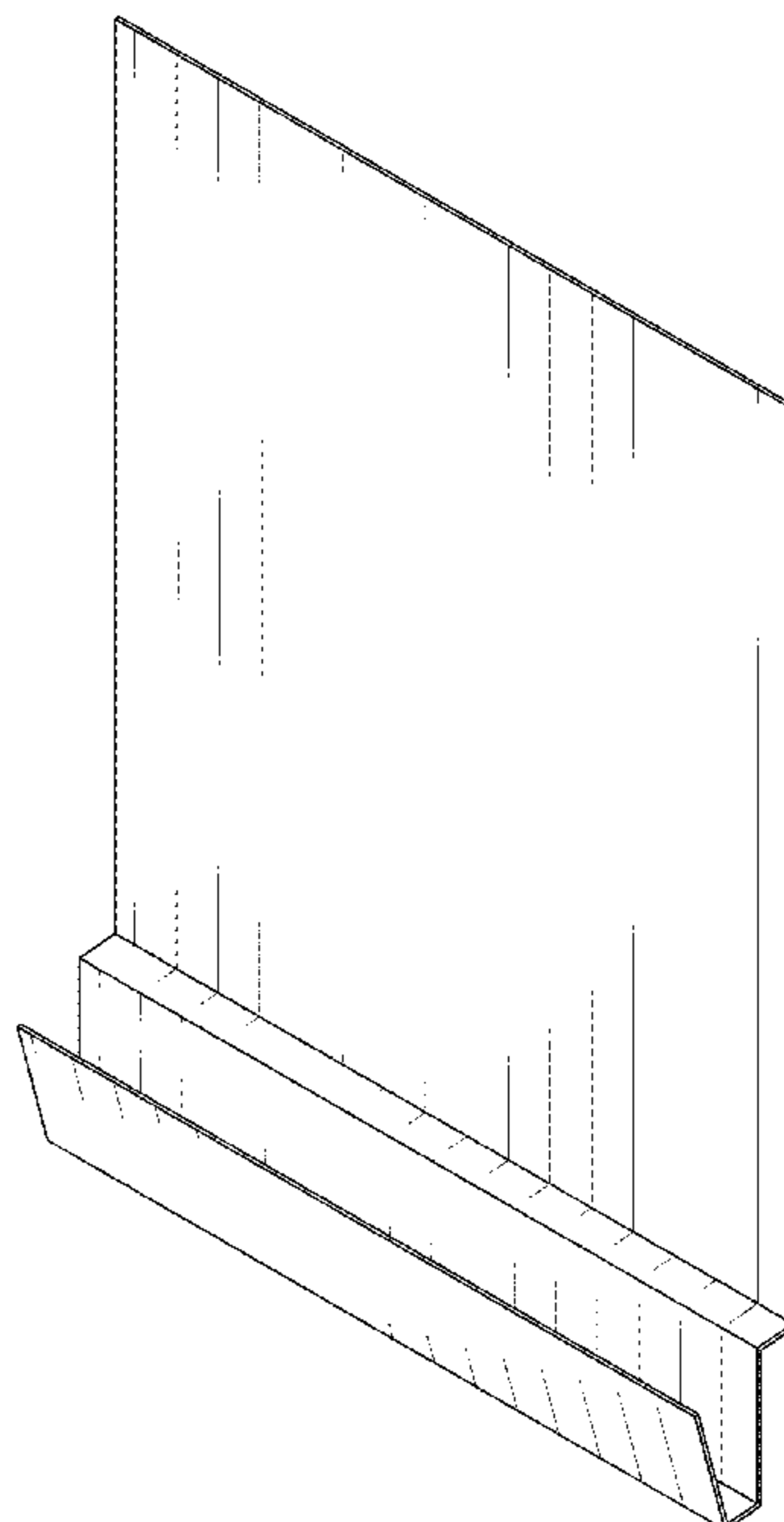
The ornamental design for a flashing device, as shown and described.

DESCRIPTION

FIG. 1 is a front, top, and right perspective view of a flashing device embodying our new design;
 FIG. 2 is a front elevation view of flashing device embodying our new design;
 FIG. 3 is a rear elevation view of a flashing device embodying our new design;
 FIG. 4 is a left side profile view of a flashing device embodying our new design, the right side being a mirror thereof;
 FIG. 5 is a top plan view of a flashing device embodying our new design; and,
 FIG. 6 is a bottom plan view of a flashing device embodying our new design.

1 Claim, 4 Drawing Sheets

- (56) **References Cited**
U.S. PATENT DOCUMENTS
D196,230 S * 9/1963 Raferty et al. D25/119
D426,003 S * 5/2000 Neuhofer, Jr. D25/199
8,079,199 B1 * 12/2011 Kufner E04F 13/0892
52/749.11
D700,717 S * 3/2014 Campacci D25/119



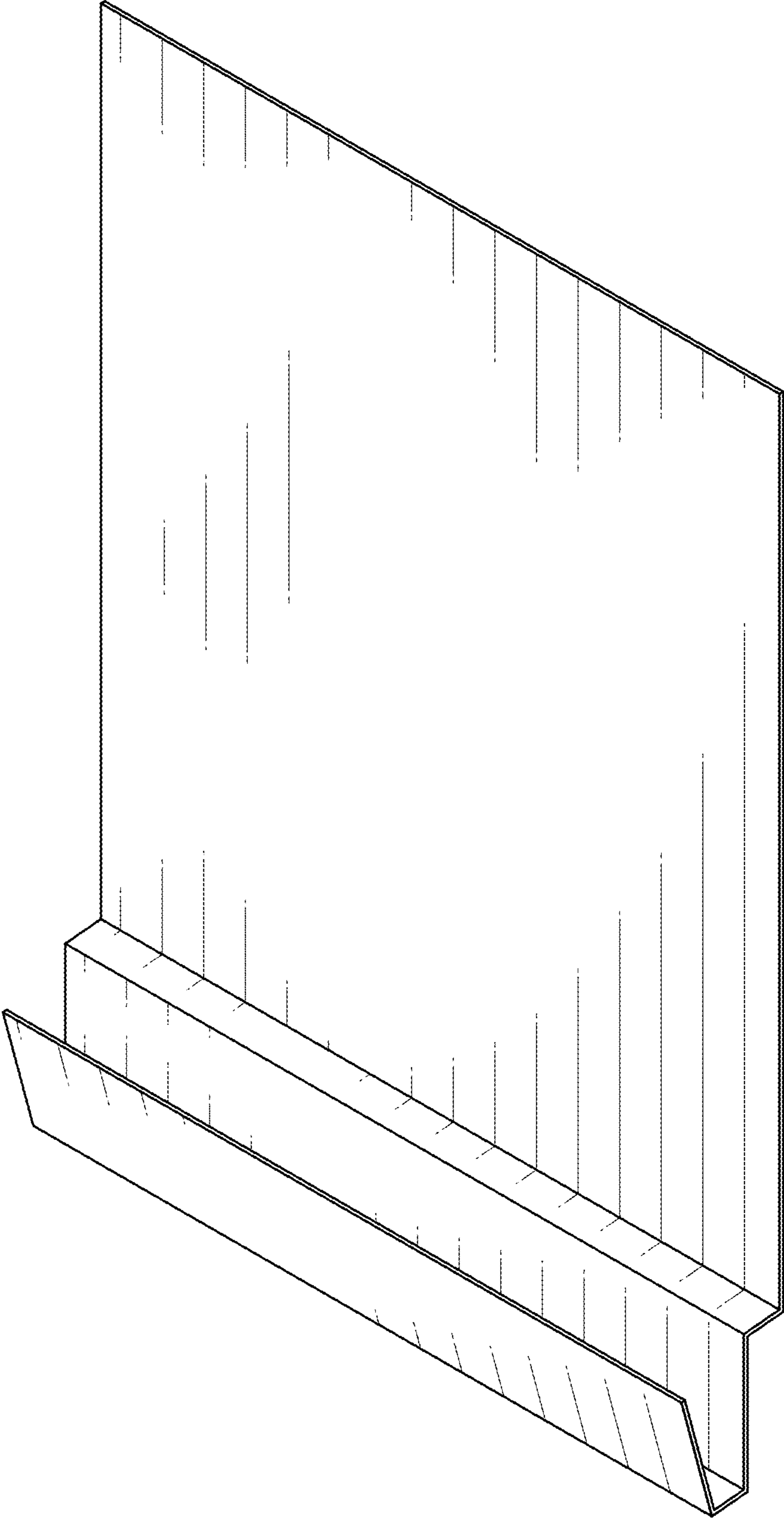


FIG. 1

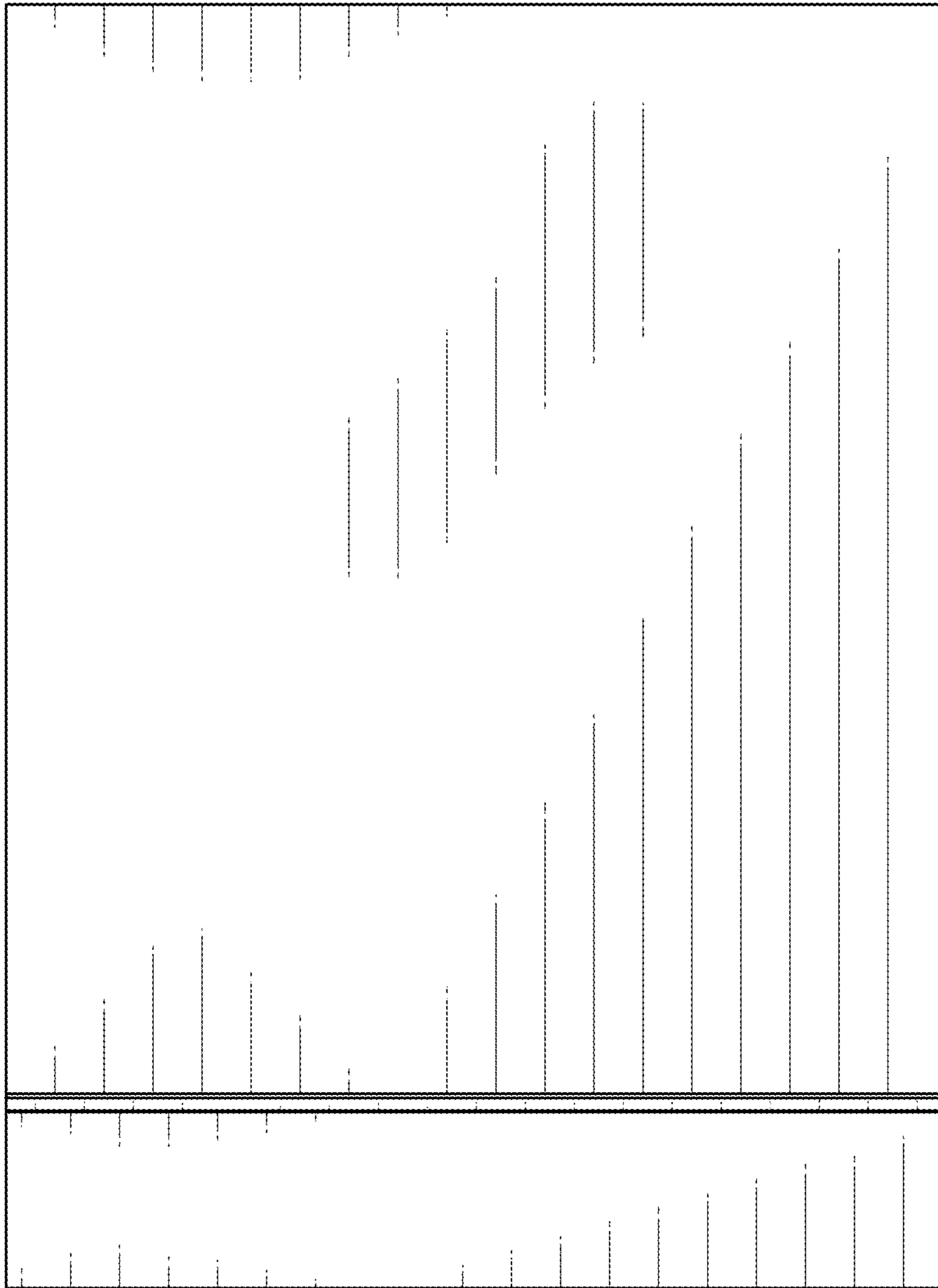


FIG. 2

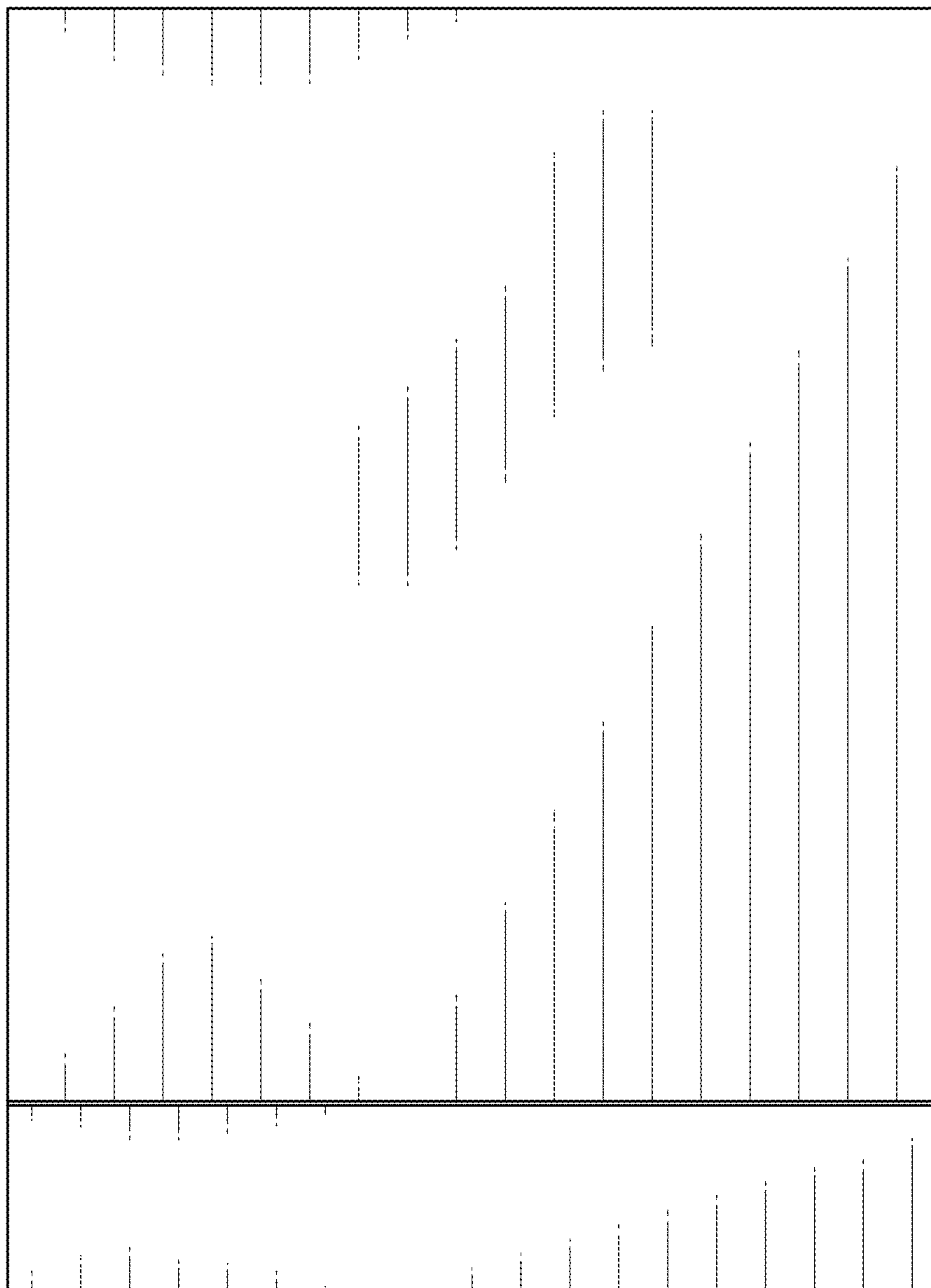


FIG. 3

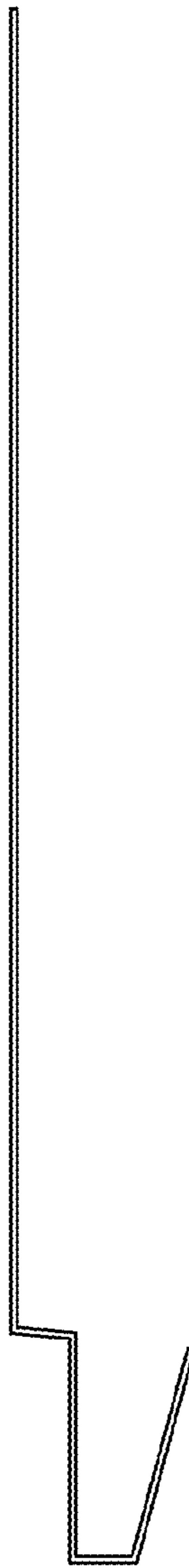


FIG. 4




FIG. 5

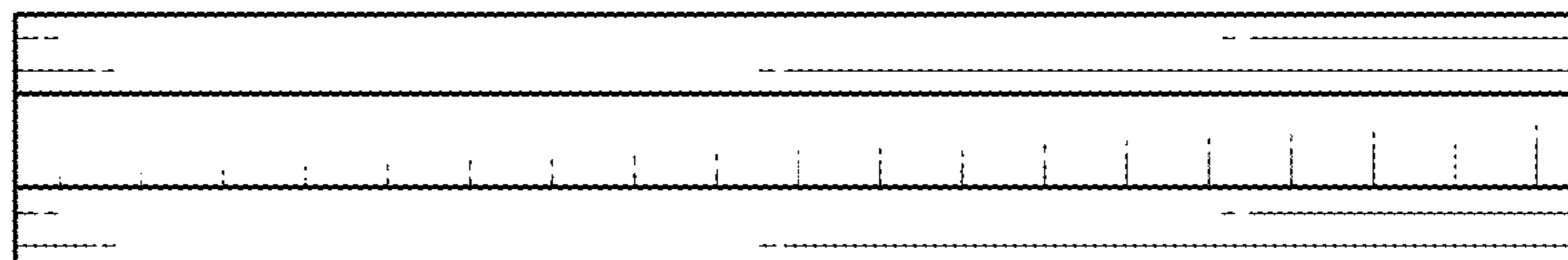


FIG. 6