



US00D906549S

(12) **United States Design Patent**
de Thouars et al.

(10) **Patent No.:** **US D906,549 S**

(45) **Date of Patent:** **** Dec. 29, 2020**

(54) **CEILING PANEL**

9,845,596 B2 * 12/2017 Frantz B32B 15/043
9,938,717 B2 * 4/2018 Gaydos E04B 9/0435
D849,272 S * 5/2019 Kaump D25/138

(71) Applicant: **Starbucks Corporation**, Seattle, WA
(US)

* cited by examiner

(72) Inventors: **Raoul de Thouars**, Rocklin, CA (US);
Alessia Bucci, Milan (IT)

Primary Examiner — Doris Clark

(74) *Attorney, Agent, or Firm* — Knobbe, Martens, Olson
& Bear, LLP

(73) Assignee: **Starbucks Corporation**, Seattle, WA
(US)

(57) **CLAIM**

(**) Term: **15 Years**

The ornamental design for a ceiling panel, as shown and described.

(21) Appl. No.: **29/661,731**

DESCRIPTION

(22) Filed: **Aug. 30, 2018**

(51) **LOC (12) Cl.** **25-01**

(52) **U.S. Cl.**
USPC **D25/138**

(58) **Field of Classification Search**
USPC D25/138
CPC E04B 9/00; E04B 9/04; E04B 9/0464
See application file for complete search history.

FIG. 1 is a bottom perspective view of a ceiling panel showing our design;
FIG. 2 is an alternative bottom perspective view of the design;
FIG. 3 is a bottom plan view of the design;
FIG. 4 is a top plan view of the design;
FIG. 5 is a front elevation view of the design;
FIG. 6 is a rear elevation view of the design;
FIG. 7 is a right-side elevation view of the design;
FIG. 8 is a left-side elevation view of the design; and,
FIG. 9 is a top perspective view of the design attached to a frame.

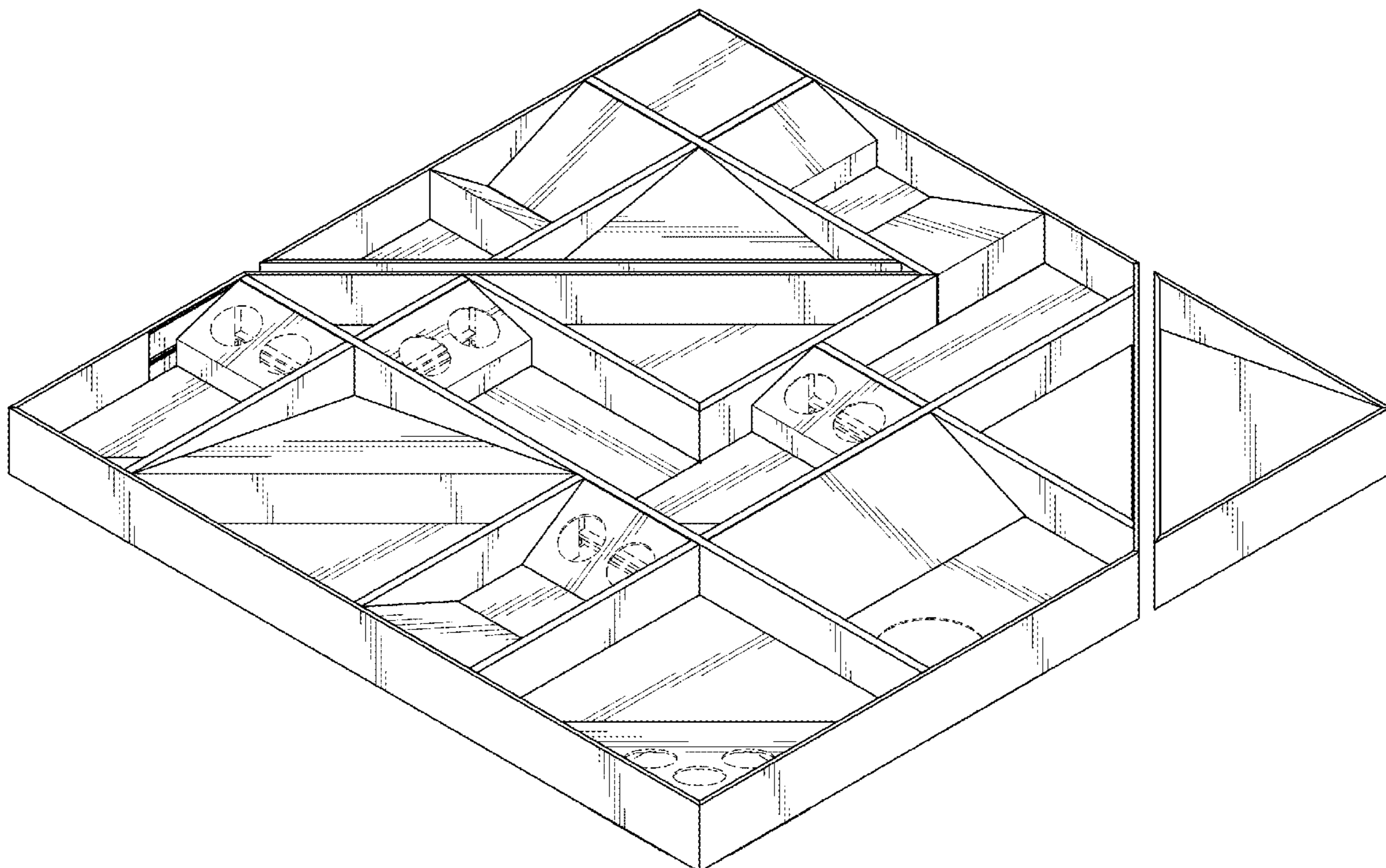
The broken lines shown in the figures represent portions of the ceiling panel and environmental structure that form no part of the claimed design.

(56) **References Cited**

U.S. PATENT DOCUMENTS

D697,641 S * 1/2014 Ghoujaei Yousefi D25/138
D727,538 S * 4/2015 Smith D25/138
9,175,473 B2 * 11/2015 Kaump E04B 9/248
9,260,863 B2 * 2/2016 Thun E04B 9/34
9,657,475 B1 * 5/2017 Steele A62C 35/68

1 Claim, 7 Drawing Sheets






FIG. 1




FIG. 2

FIG. 3

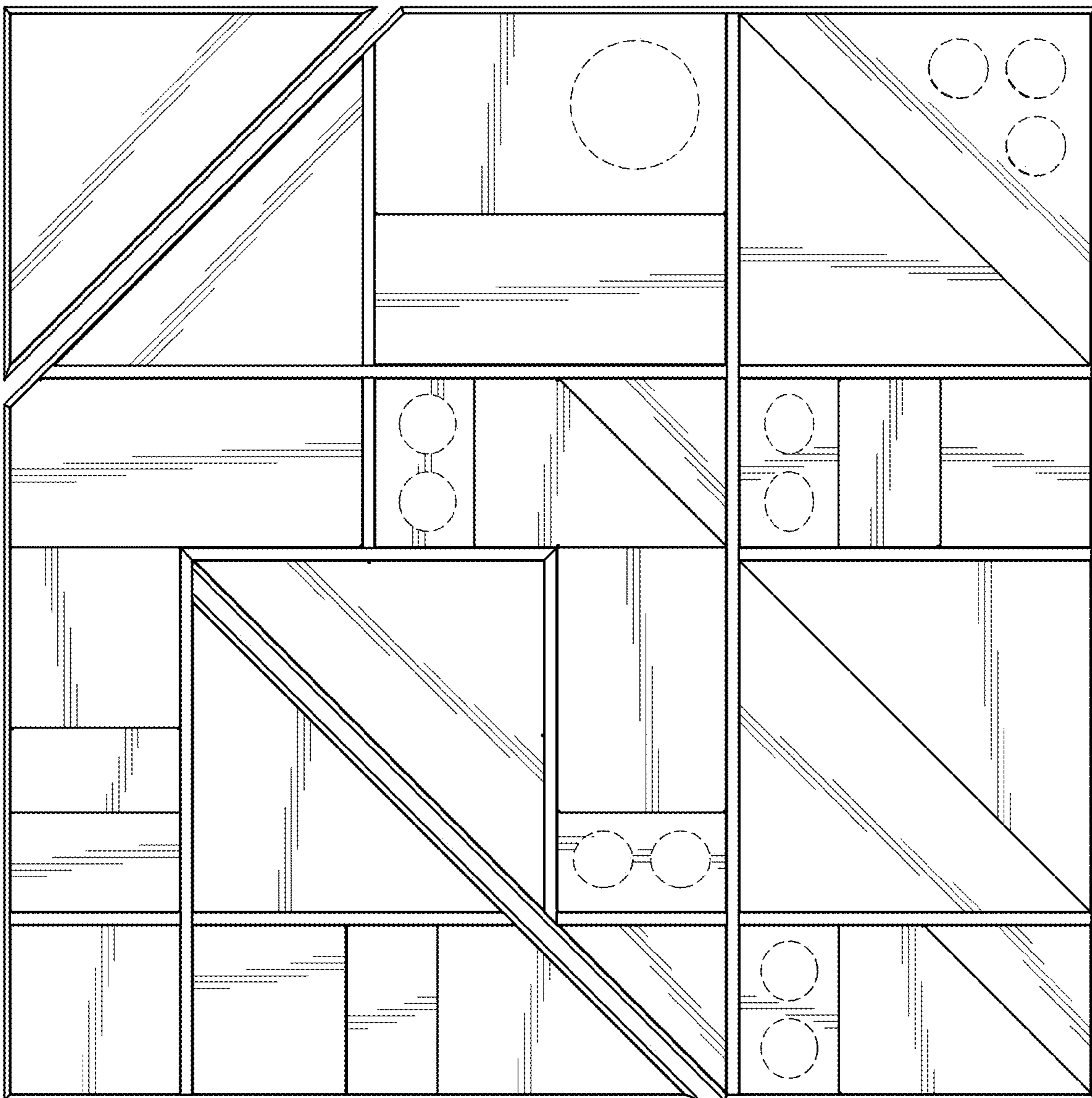
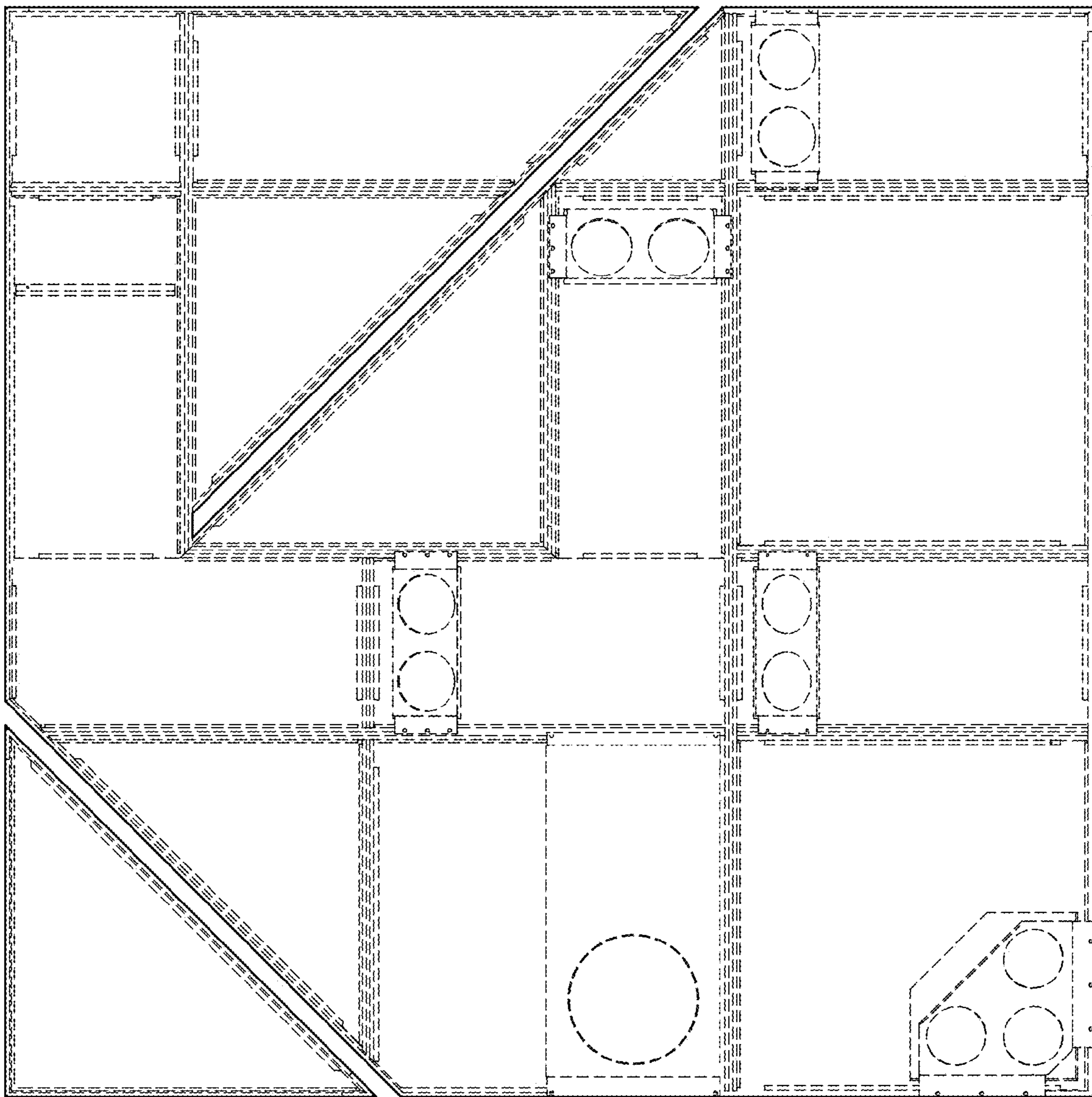


FIG. 4



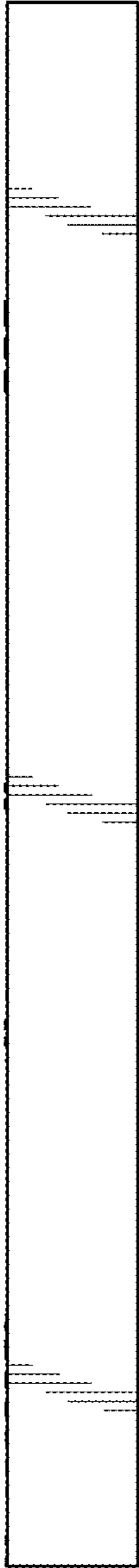


FIG. 5

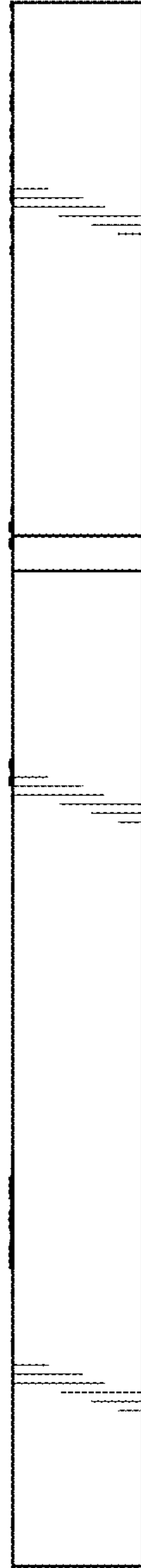


FIG. 6

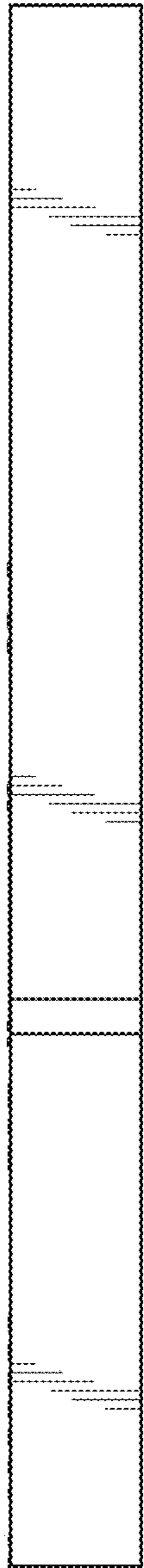


FIG. 7

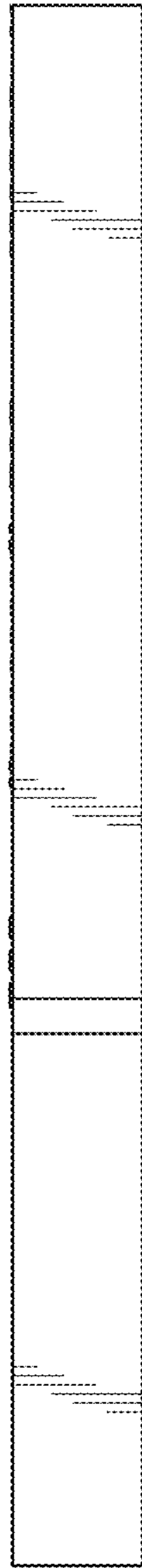


FIG. 8

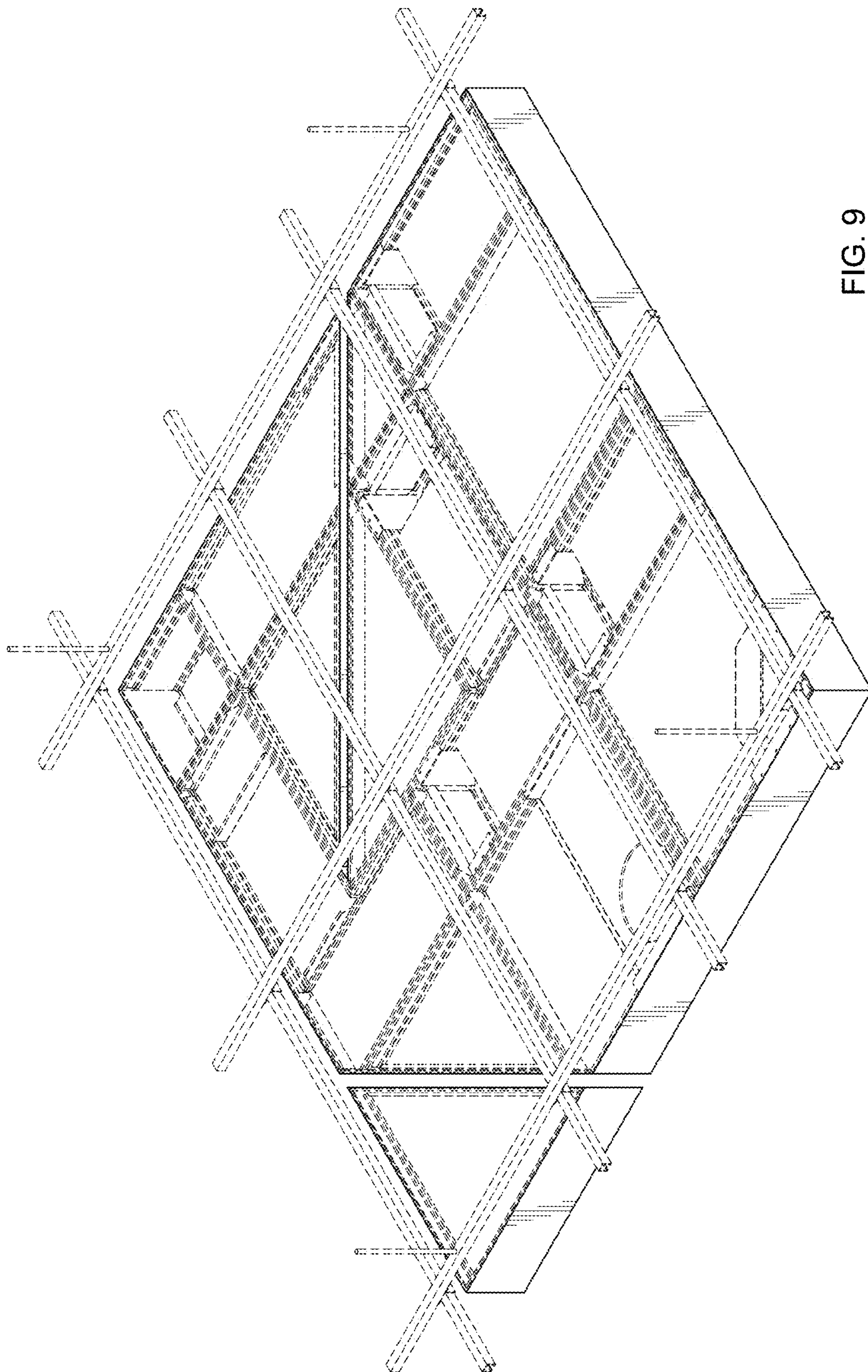


FIG. 9