



US00D906540S

(12) **United States Design Patent** (10) **Patent No.:** **US D906,540 S**
Perez (45) **Date of Patent:** **** Dec. 29, 2020**

(54) **FENCE PANEL**

(71) Applicant: **Jose Heliobel Perez**, Hialeah Gardens, FL (US)

(72) Inventor: **Jose Heliobel Perez**, Hialeah Gardens, FL (US)

(**) Term: **15 Years**

(21) Appl. No.: **29/681,954**

(22) Filed: **Feb. 28, 2019**

(51) **LOC (12) Cl.** **25-01**

(52) **U.S. Cl.**
USPC **D25/38.1**

(58) **Field of Classification Search**
USPC ... D25/38.1, 42, 43, 44, 126, 128, 138, 141, D25/143, 144, 164
CPC E04H 17/1421; E04H 17/165; E04H 2017/1452; E01F 8/0035
See application file for complete search history.

(56) **References Cited**

U.S. PATENT DOCUMENTS

D233,671 S	*	11/1974	Gay	D25/126
D423,684 S	*	4/2000	Olivera	D25/43
D511,218 S	*	11/2005	Dominguez	D25/126
D526,726 S	*	8/2006	Bragg	D25/141
D551,782 S	*	9/2007	Rodriguez	D25/126
D577,834 S	*	9/2008	Espinosa	D25/126

OTHER PUBLICATIONS

Royal Fence Dura Fence <http://royalfencecorp.com/gallery/> Jan. 2017 (Year: 2017).*

* cited by examiner

Primary Examiner — Leanne Was-Englehart
(74) *Attorney, Agent, or Firm* — Carey Rodriguez Milian, LLP; Adam C. Underwood

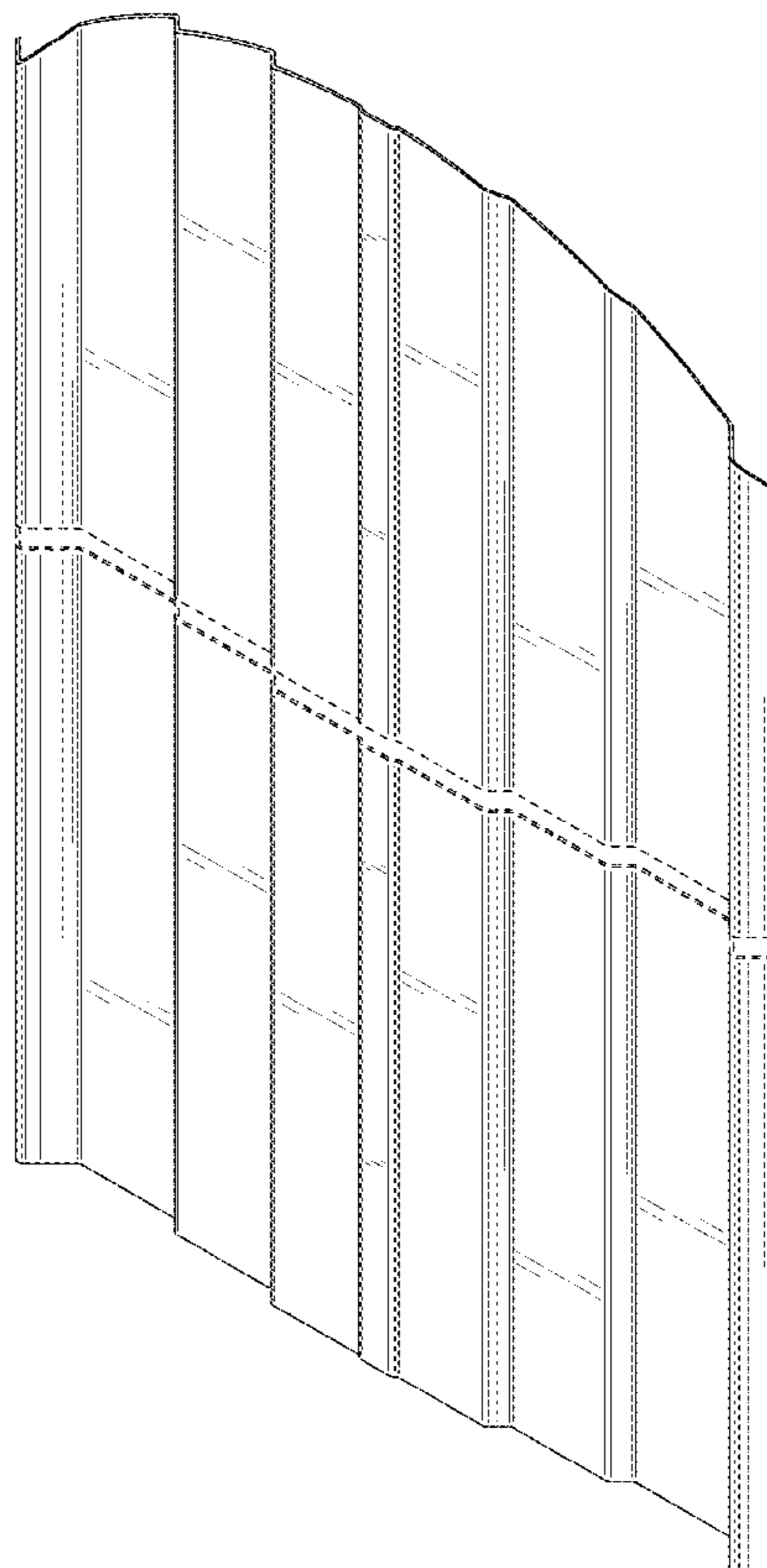
(57) **CLAIM**

The ornamental design for a fence panel, as shown and described.

DESCRIPTION

FIG. 1 is a perspective view of a fence panel;
FIG. 2 is a front elevational view of the fence panel shown in FIG. 1;
FIG. 3 is a rear elevational view of the fence panel shown in FIG. 1;
FIG. 4 is a left side view of the fence panel shown in FIG. 1;
FIG. 5 is a right side view of the fence panel shown in FIG. 1;
FIG. 6 is a top view thereof; and,
FIG. 7 is a bottom view thereof.
The drawings contain a symbolic break. The portion between the break lines form no part of the claimed design.

1 Claim, 5 Drawing Sheets



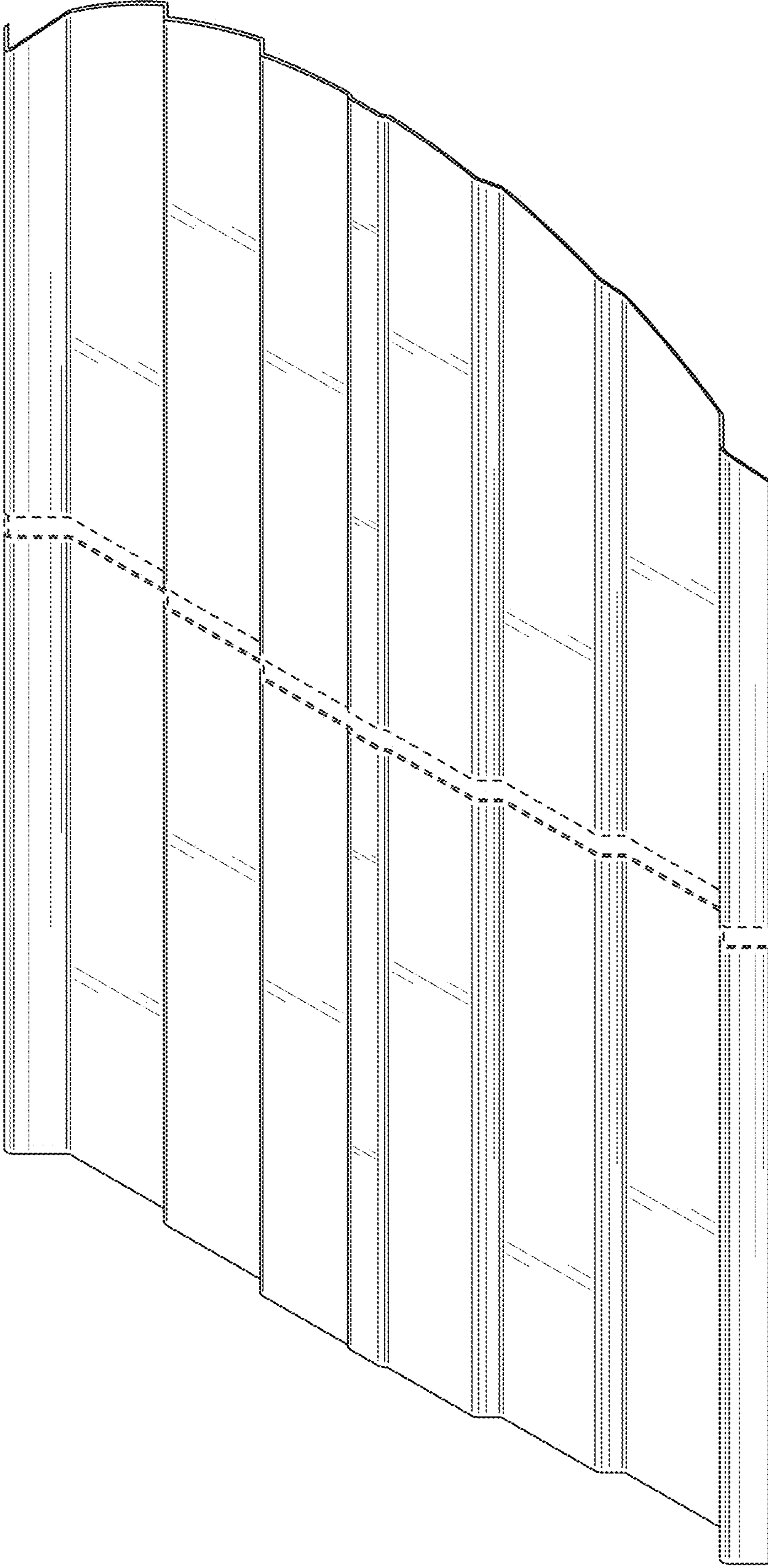


FIG. 1




FIG. 2




FIG. 3



FIG. 4



FIG. 5



FIG. 6

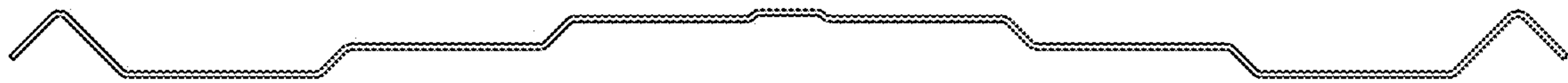


FIG. 7