



US00D906534S

(12) **United States Design Patent** (10) **Patent No.:** **US D906,534 S**
Li (45) **Date of Patent:** **** Dec. 29, 2020**

(54) **MASSAGE APPLIANCE**

(71) Applicant: **Jiajun Li**, Xiamen (CN)

(72) Inventor: **Jiajun Li**, Xiamen (CN)

(**) Term: **15 Years**

(21) Appl. No.: **29/740,849**

(22) Filed: **Jul. 7, 2020**

(51) **LOC (12) Cl.** **28-03**

(52) **U.S. Cl.**
USPC **D24/215**

(58) **Field of Classification Search**
USPC D24/200, 211, 212, 213, 214, 215;
D30/160; D21/725, 727
CPC A61H 2015/0014; A61H 7/007
See application file for complete search history.

D495,422 S *	8/2004	Chen	D24/211
D587,411 S *	2/2009	Rezny	D30/160
D642,067 S *	7/2011	Azar	D9/668
D648,034 S *	11/2011	Rice	D24/215
D676,140 S *	2/2013	Feightner	D24/212
D686,720 S *	7/2013	Lin	D23/366
D699,794 S *	2/2014	Wauldron	D21/662
D717,016 S *	11/2014	Osenga	D1/199
D744,663 S *	12/2015	Holland	D24/211
D750,797 S *	3/2016	Mannheim	D24/215
D755,314 S *	5/2016	Williams	D21/725
D762,042 S *	7/2016	Osenga	D1/106
D780,384 S *	2/2017	Miksovsky	D30/160
D788,934 S	6/2017	Hirokawa	
D792,980 S *	7/2017	Olivares	D24/215
D796,125 S *	8/2017	Gibson	D30/160
D812,240 S *	3/2018	Janapol	D24/215
D826,418 S *	8/2018	Lad	D24/215
D844,803 S *	4/2019	Liu	D24/215
D845,501 S *	4/2019	Janapol	D24/215
D857,222 S *	8/2019	Liu	D24/215
D865,983 S *	11/2019	Huang	D24/211

(Continued)

(56) **References Cited**

U.S. PATENT DOCUMENTS

D40,158 S *	7/1909	Apfel	D24/214
D119,035 S *	2/1940	Lindgren	D24/212
D152,951 S *	3/1949	Eldredge	D24/212
2,546,095 A *	3/1951	Gustlin	A61H 15/02 601/121
D177,529 S *	4/1956	McDermott	D24/212
D211,549 S *	6/1968	Christopher	D24/211
D256,503 S *	8/1980	Moustakas	D24/212
D263,077 S *	2/1982	Stanton	D24/212
4,378,007 A *	3/1983	Kachadourian	A61H 15/00 482/79
D274,360 S *	6/1984	Gomez	D24/211
D281,816 S *	12/1985	Conn, Sr.	D24/211
D399,569 S *	10/1998	Wier	D24/212
D408,948 S *	4/1999	Huettner	D30/160
D419,378 S *	1/2000	Madden	D7/510
6,102,876 A *	8/2000	Winger	A61H 15/0092 601/107
D465,852 S *	11/2002	Bloch	D24/211

Primary Examiner — Cynthia Ramirez

Assistant Examiner — Michael A Maharajh

(74) *Attorney, Agent, or Firm* — ScienBiziP, P.C.

(57) **CLAIM**

The ornamental design for a massage appliance, as shown and described.

DESCRIPTION

FIG. 1 is a front and top perspective view of a massage appliance, showing my design.

FIG. 2 is a front elevation view thereof.

FIG. 3 is a rear elevation view thereof.

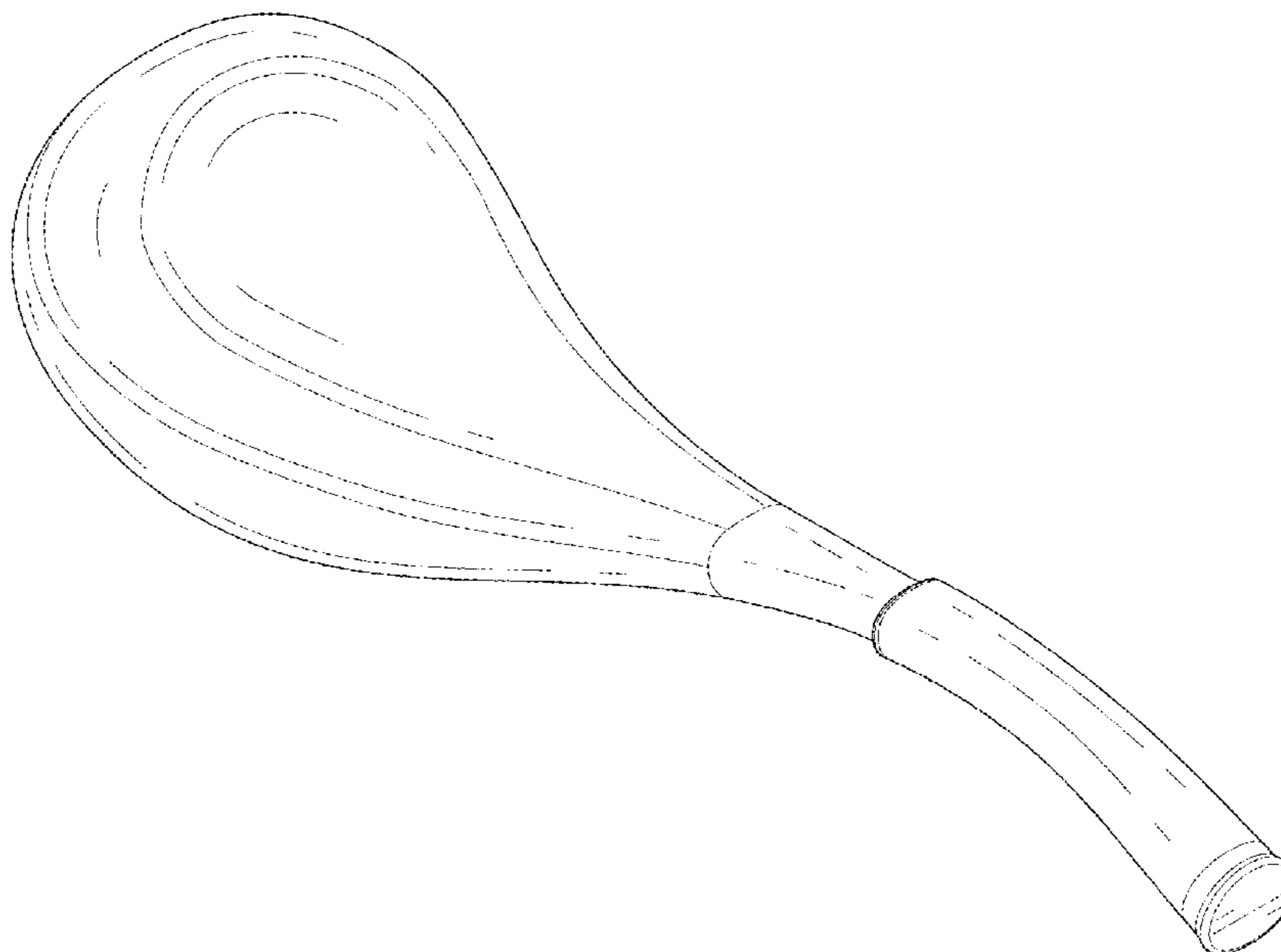
FIG. 4 is a left side elevation view thereof.

FIG. 5 is a right side elevation view thereof.

FIG. 6 is a top plan view thereof; and,

FIG. 7 is a bottom plan view thereof.

1 Claim, 7 Drawing Sheets



(56)

References Cited

U.S. PATENT DOCUMENTS

D866,785 S * 11/2019 Tarashchansky D24/215
D881,712 S * 4/2020 Young D9/668
D881,713 S * 4/2020 Young D9/668
D883,507 S 5/2020 Yamada
D885,599 S * 5/2020 Guerizec D24/211
D886,319 S 6/2020 Sugimoto
D890,866 S * 7/2020 Religa D21/662
D898,141 S * 10/2020 Riley D21/725
2008/0200851 A1 * 8/2008 Faussett A61H 15/0092
601/119
2016/0022529 A1 * 1/2016 Abdo A61H 15/0092
601/119
2016/0030801 A1 * 2/2016 Porto A61H 15/0092
482/139
2019/0343713 A1 * 11/2019 Boghosian A61H 15/0092

* cited by examiner

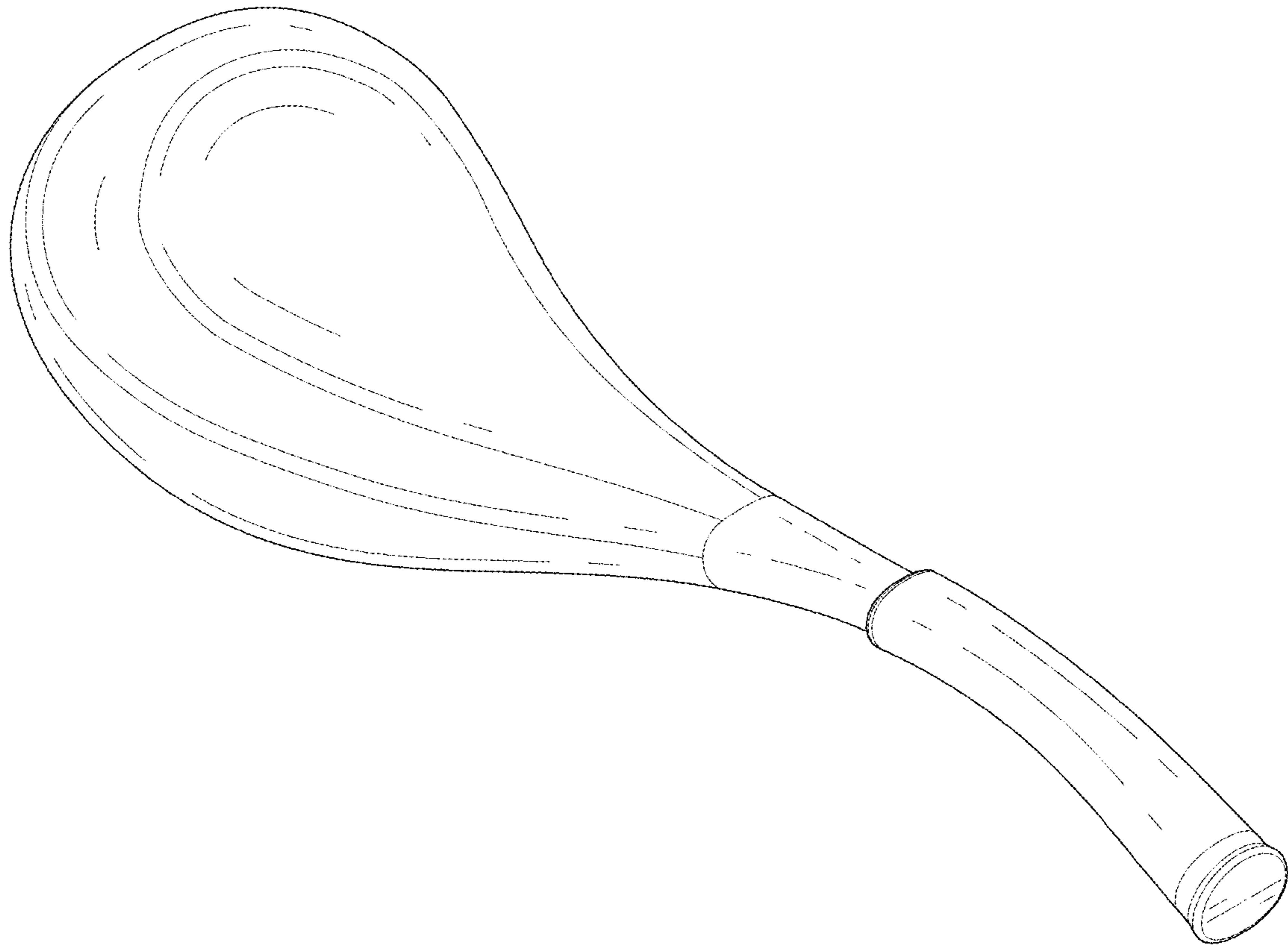


FIG.1

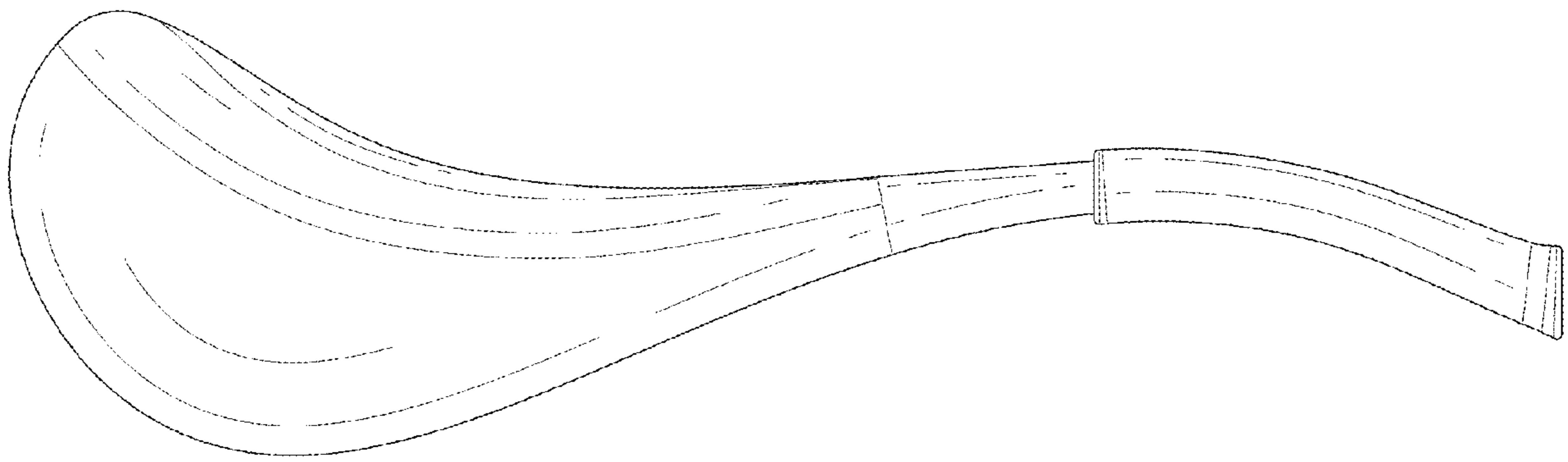


FIG.2

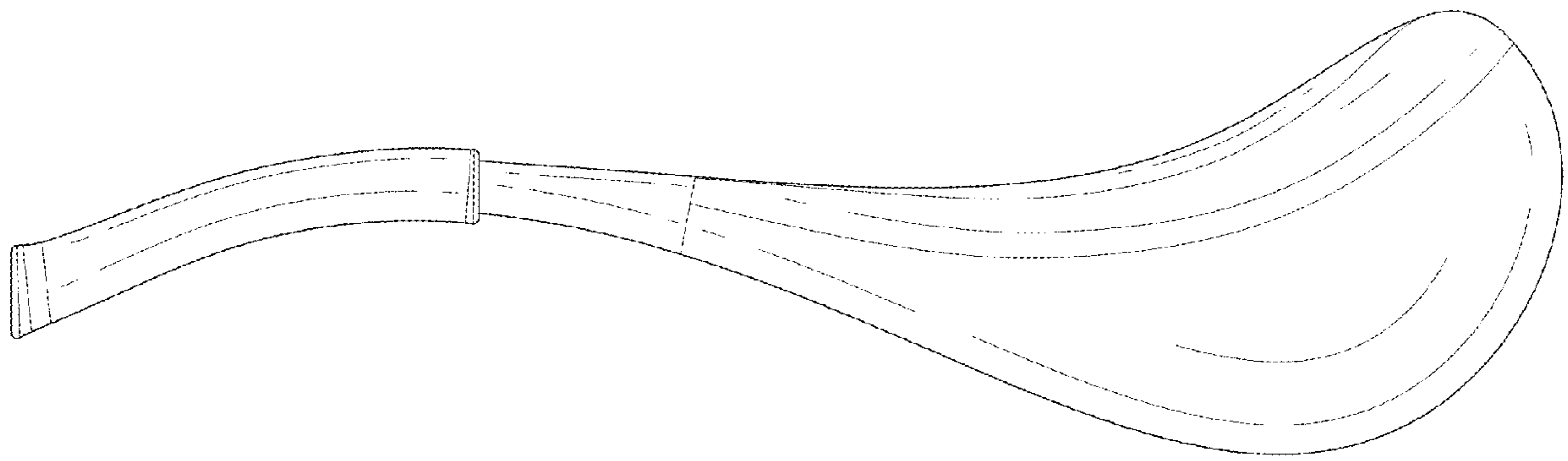


FIG.3

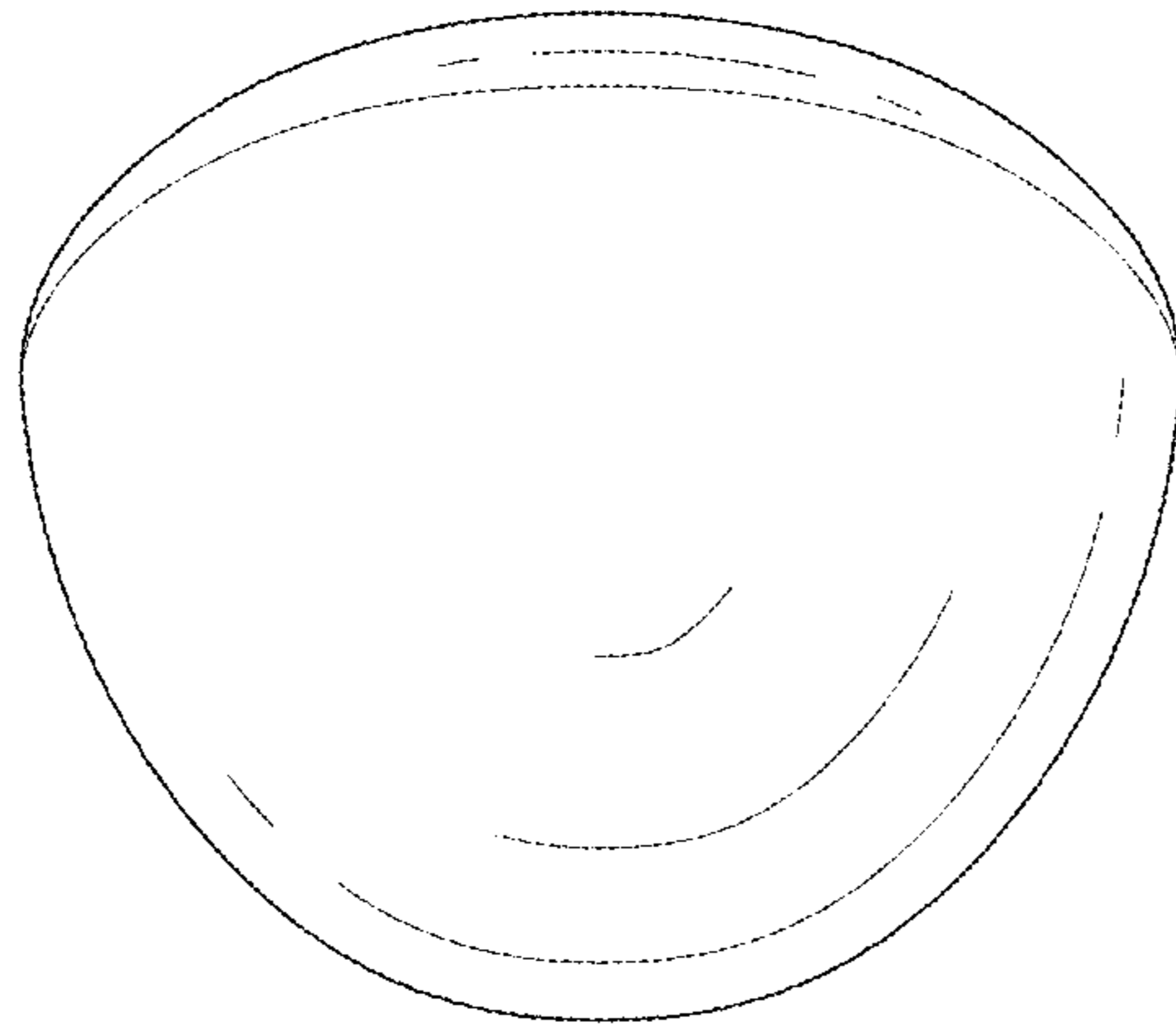


FIG.4

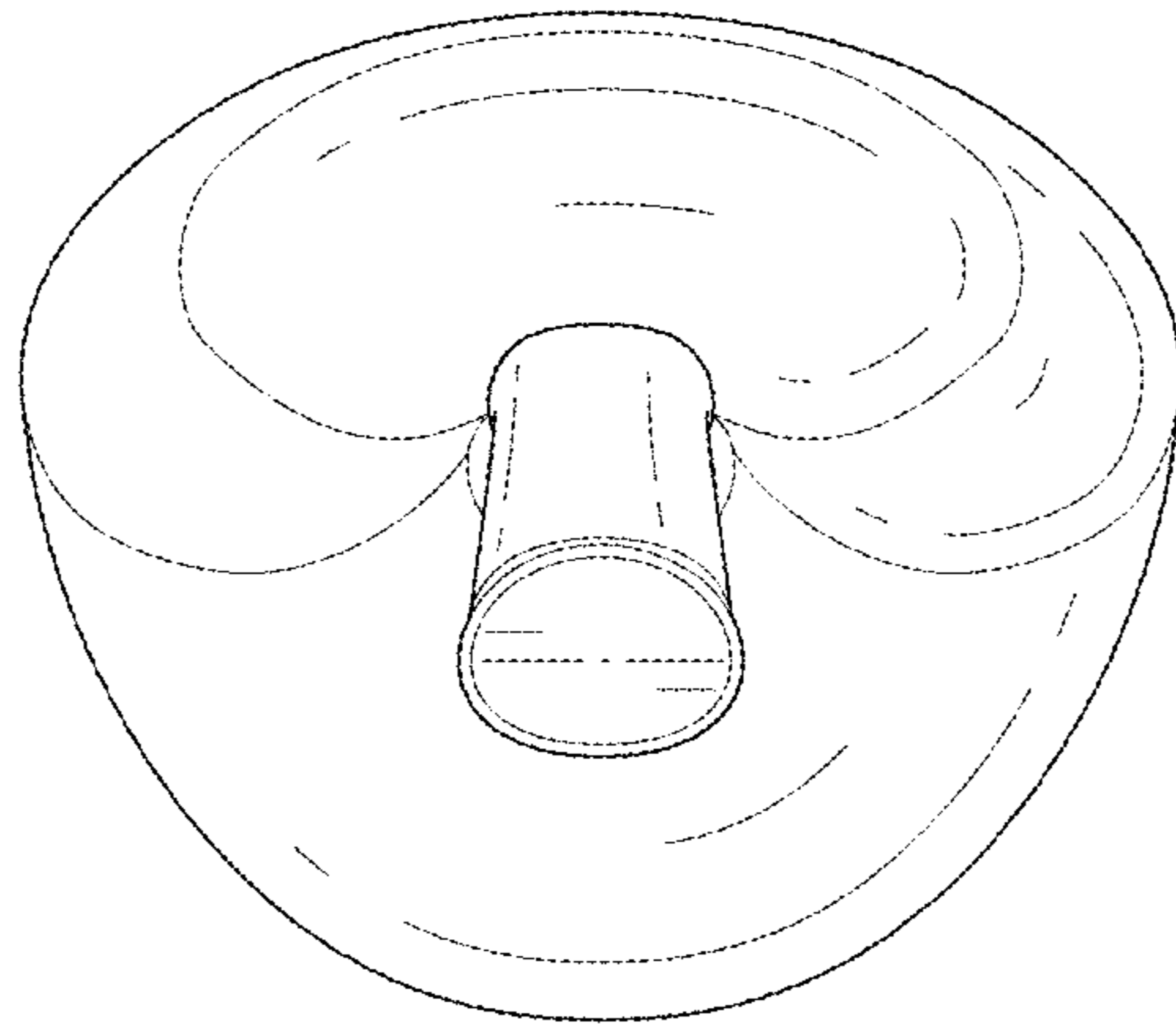


FIG.5

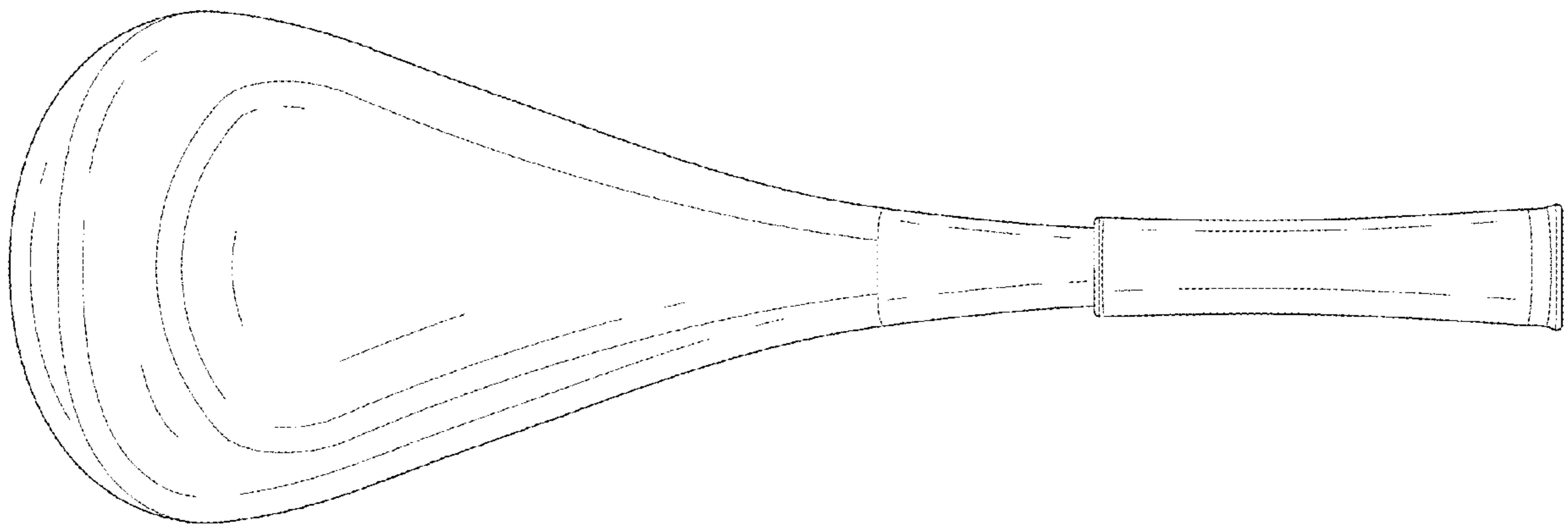


FIG.6

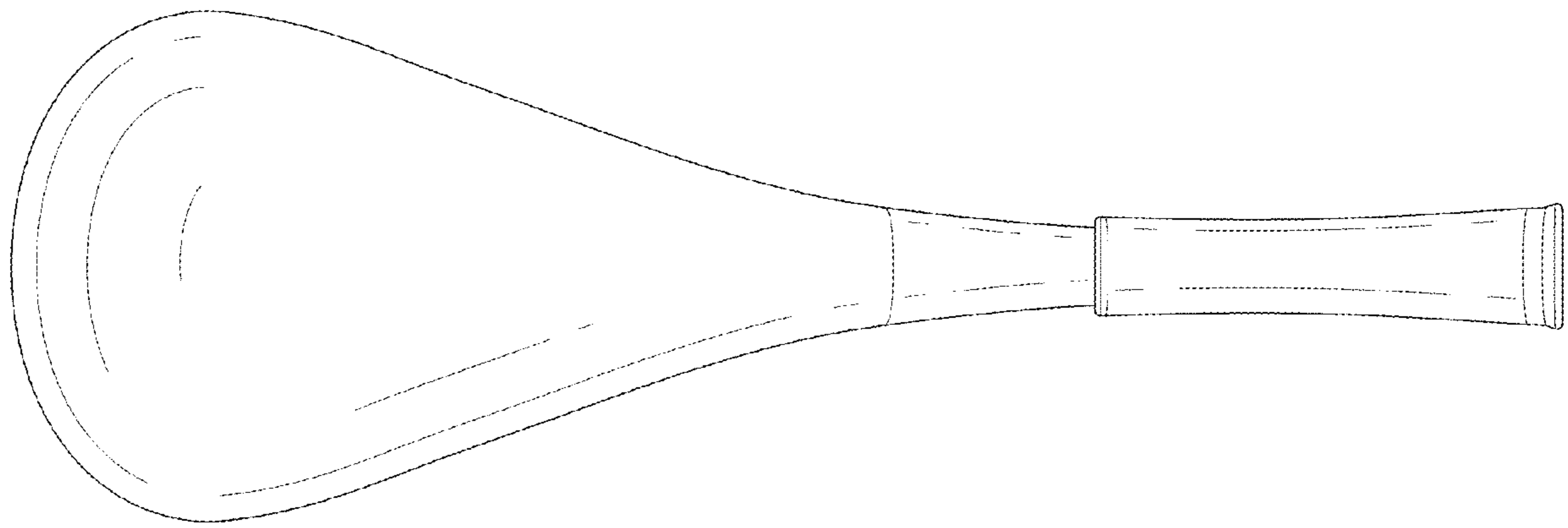


FIG.7