



US00D906532S

(12) **United States Design Patent** (10) **Patent No.:** **US D906,532 S**
Connelly (45) **Date of Patent:** **** Dec. 29, 2020**

- (54) **MESSAGE TOOL**
- (71) Applicant: **Mark Connelly**, Thousand Oaks, CA (US)
- (72) Inventor: **Mark Connelly**, Thousand Oaks, CA (US)
- (**) Term: **15 Years**
- (21) Appl. No.: **29/699,825**
- (22) Filed: **Jul. 29, 2019**
- (51) **LOC (12) Cl.** **28-03**
- (52) **U.S. Cl.**
USPC **D24/215**
- (58) **Field of Classification Search**
USPC D24/200, 211, 212, 213, 214, 215;
D30/160
CPC A61H 39/04; A61H 7/001; A61H 7/007;
A61H 2015/0042
See application file for complete search history.

D492,791 S *	7/2004	Alexander	D24/211
D515,703 S *	2/2006	Nan	D24/105
D536,458 S *	2/2007	Nan	D24/214
D574,504 S *	8/2008	Imboden	D24/215
D630,762 S *	1/2011	Elliott	D24/215
D630,764 S *	1/2011	Elliott	D24/215
D637,303 S *	5/2011	Post	D24/215
D637,729 S *	5/2011	Tompkin	D24/215
D678,539 S *	3/2013	Narson	D24/200
D688,382 S *	8/2013	Marshall	D24/215
D693,017 S *	11/2013	Tai	D24/215
D693,933 S *	11/2013	Tai	D24/215
D694,416 S *	11/2013	Tai	D24/215

(Continued)

OTHER PUBLICATIONS

Amazon, "ProStretch Peanut Massage Ball", Oct. 28, 2020. https://www.amazon.com/ProStretch-Addaday-Massage-Trigger-Myofascial/dp/B08GKZT97Z/ref=sr_1_45?dchild=1&keywords=peanut+massager&qid=1603824796&sr=8-45. Shown on p. 1. (Year: 2020).*

Primary Examiner — Cynthia Ramirez
Assistant Examiner — Michael A Maharajh

(56) **References Cited**

U.S. PATENT DOCUMENTS

D271,051 S *	10/1983	McCoy	D21/679
D272,650 S *	2/1984	Bloch	D21/662
D338,964 S *	8/1993	Tarjoto	A61H 7/00
				D24/200
D371,442 S *	7/1996	Semyonova	D24/214
5,577,996 A *	11/1996	Gardner	A61H 15/0092
				601/118
D382,644 S *	8/1997	Chi	D24/200
D398,402 S *	9/1998	Kirk	D24/211
D428,488 S *	7/2000	Bloch	D21/662
6,102,876 A *	8/2000	Winger	A61H 15/0092
				601/107
D435,660 S *	12/2000	Yoo	D24/211
D456,909 S *	5/2002	Szabo	D24/214
D465,852 S *	11/2002	Bloch	D24/211
D478,947 S *	8/2003	Lu	D21/662
6,607,499 B1 *	8/2003	Becher	A61H 7/007
				601/101

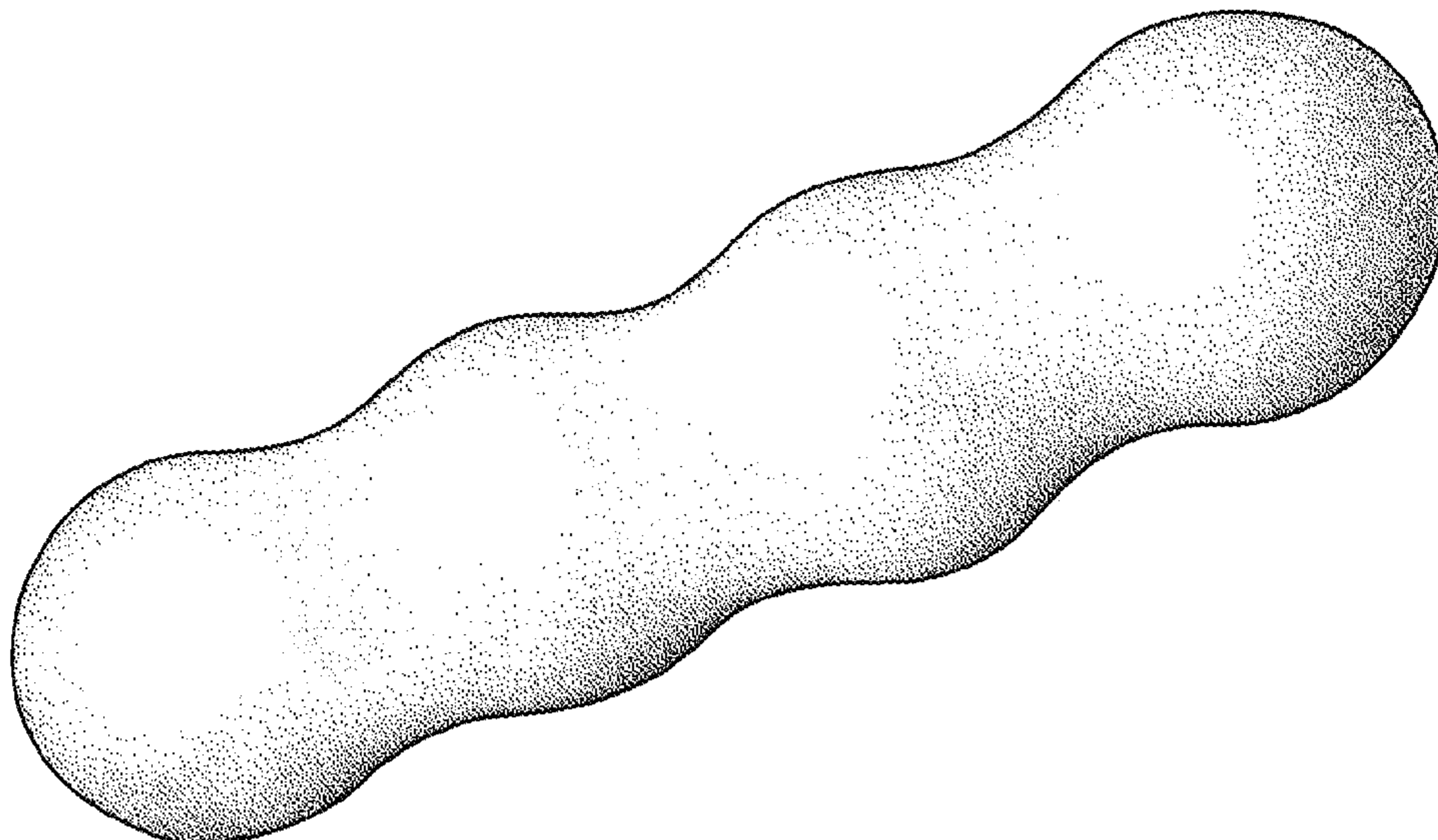
(57) **CLAIM**

The ornamental design for a massage tool, as shown and described.

DESCRIPTION

FIG. 1 is a perspective view of the massage tool showing my new design, the opposite side is a mirror image; FIG. 2 is a front view of the massage tool thereof; FIG. 3 is a back view of the massage tool thereof; FIG. 4 is a perspective view of another embodiment of the massage tool, the opposite side being a mirror image; FIG. 5 is a front view of the massage tool thereof; and, FIG. 6 is a back view of the massage tool. The stippled shading in the drawings of FIGS. 1, 2, 3, 4, 5, and 6 is a drawing convention to represent contours and does not illustrate surface ornamentation or decoration.

1 Claim, 4 Drawing Sheets



(56)

References Cited

U.S. PATENT DOCUMENTS

D700,353 S * 2/2014 Cordtz D24/215
D702,362 S * 4/2014 Thorne D24/211
D704,852 S * 5/2014 Yang D24/211
D717,457 S * 11/2014 Heilman A61H 19/40
D24/215
D739,951 S * 9/2015 Tai D24/215
D750,797 S * 3/2016 Mannheim D24/215
D758,600 S * 6/2016 Matsushita D24/200
D765,871 S * 9/2016 Downare D24/211
D773,065 S * 11/2016 Driscoll D24/215
D826,422 S * 8/2018 Cheung D24/215
D838,376 S * 1/2019 Liu D24/211
D842,492 S * 3/2019 Iurchenko D24/215
D852,973 S * 7/2019 Yueh D24/215
D857,224 S * 8/2019 Fuhner D24/215
D861,909 S * 10/2019 Cheung D24/215
D865,983 S * 11/2019 Huang D24/211
D866,785 S * 11/2019 Tarashchansky D24/215
D866,786 S * 11/2019 Garner D24/215
D874,676 S * 2/2020 Song D24/215
D886,319 S * 6/2020 Sugimoto D24/215
D890,944 S * 7/2020 Tsang D24/215
D893,042 S * 8/2020 Lin D24/215
2004/0006293 A1 * 1/2004 Huang A61H 15/00
601/134
2010/0137763 A1 * 6/2010 Dorshow A61H 7/002
601/134
2019/0358117 A1 * 11/2019 Connelly A61H 15/0092

* cited by examiner

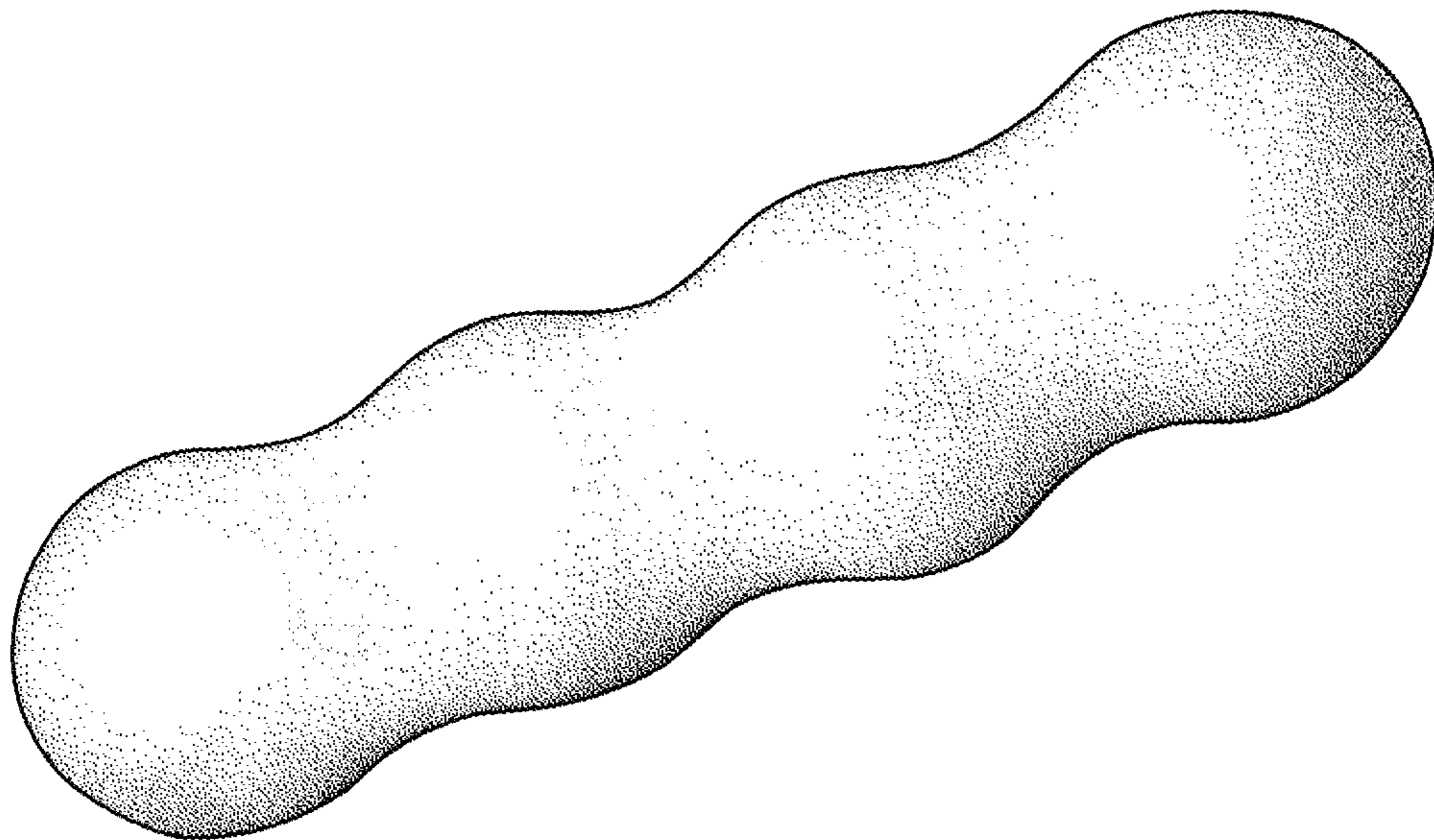


FIG. 1

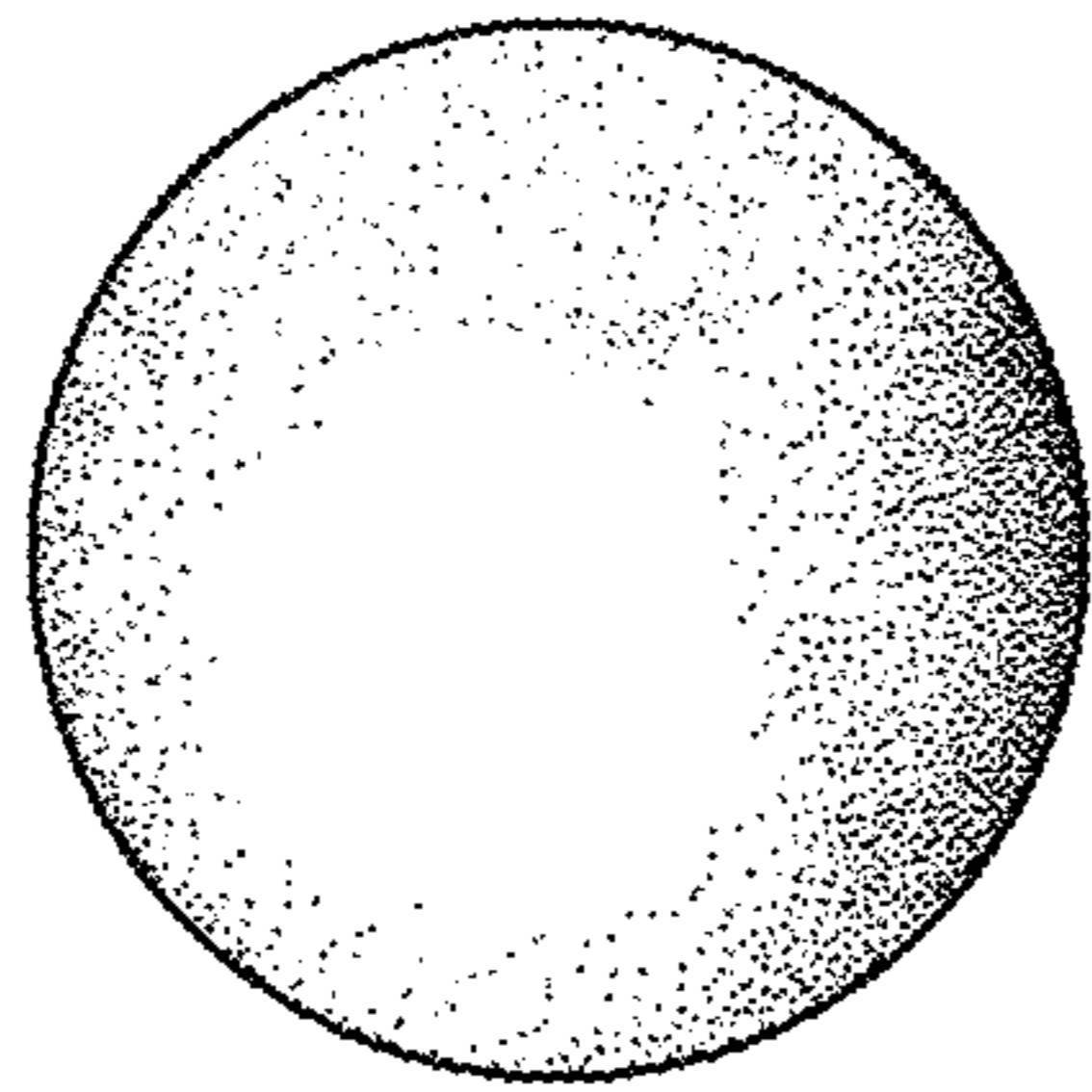


FIG. 2

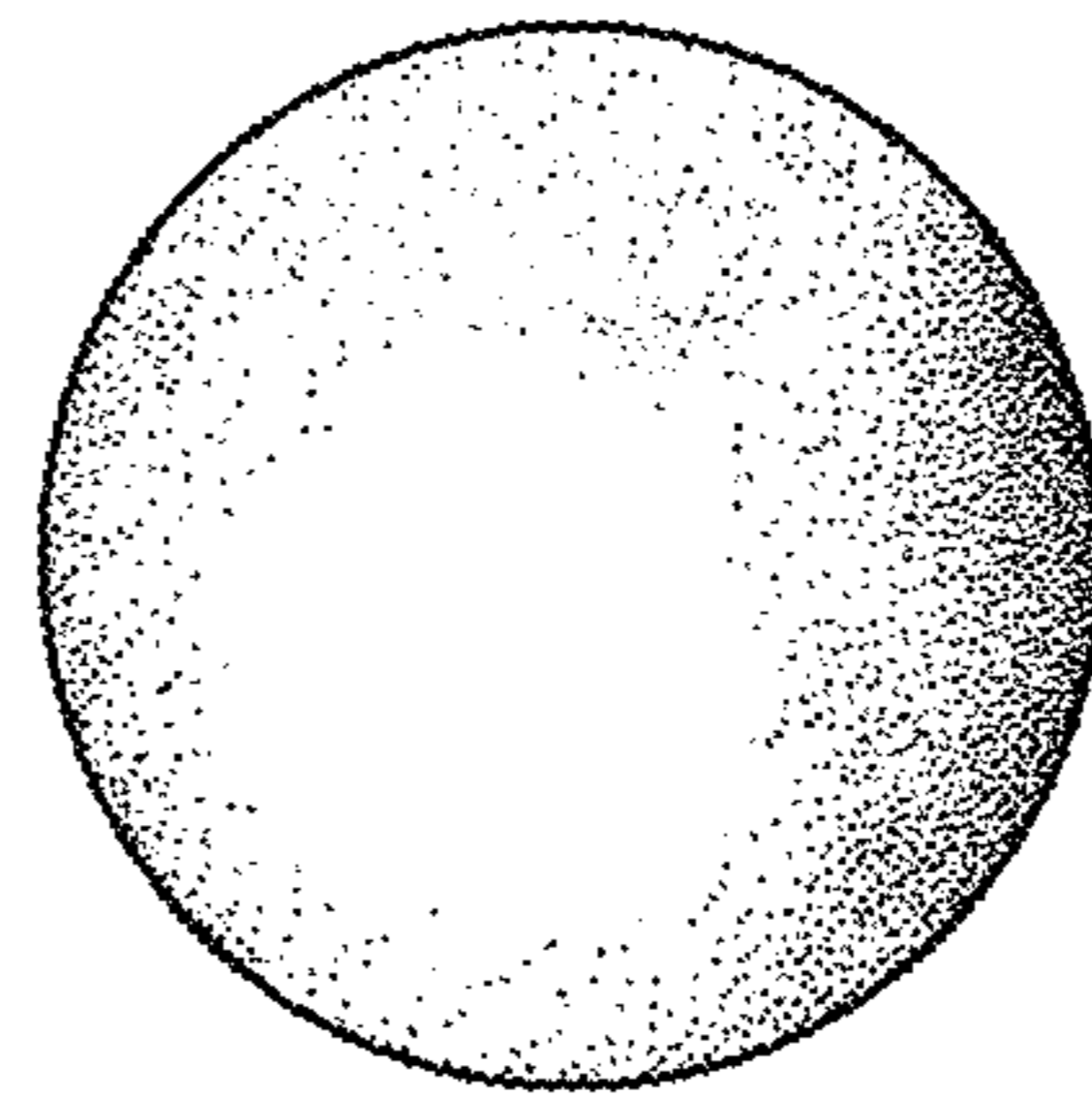


FIG. 3

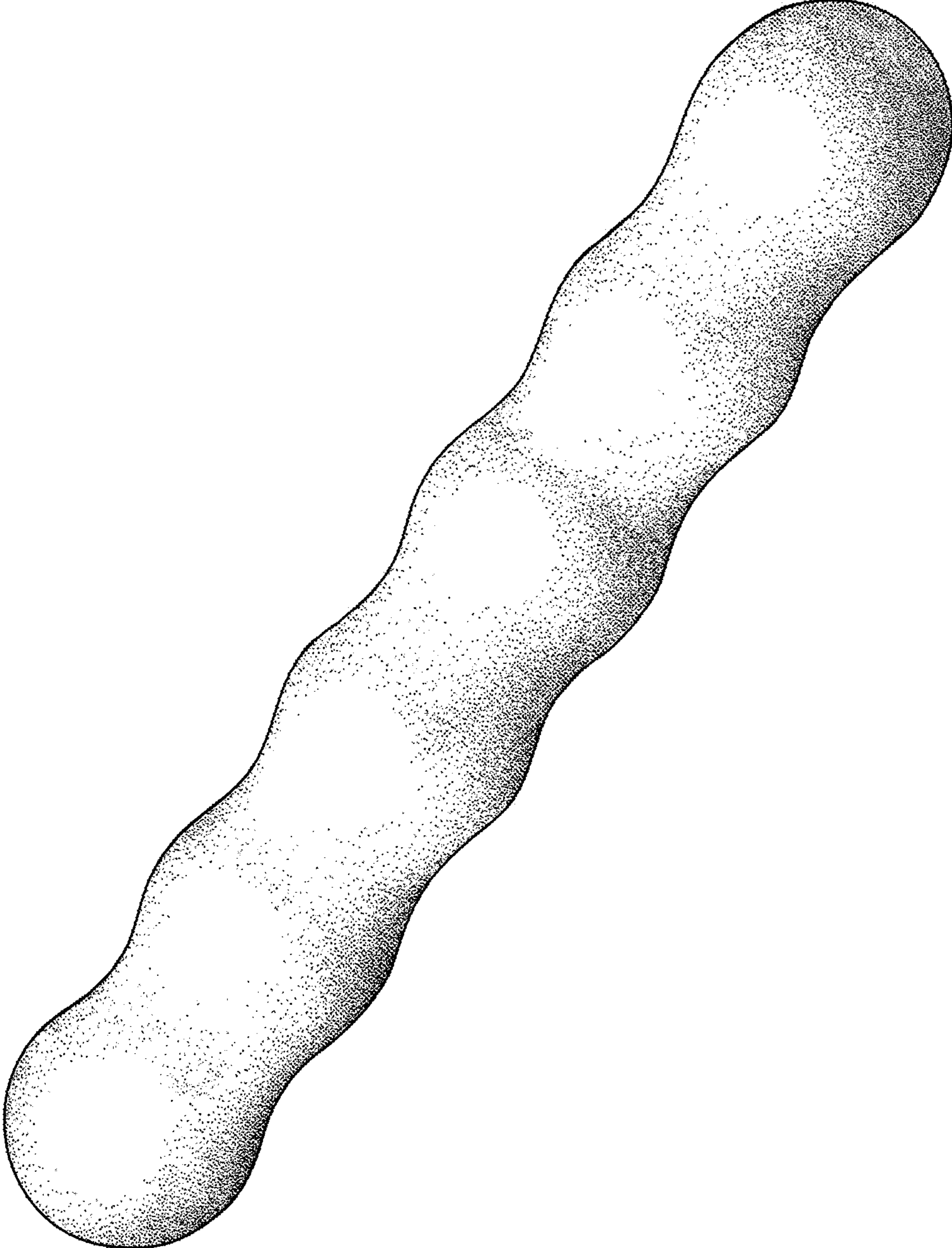


FIG. 4

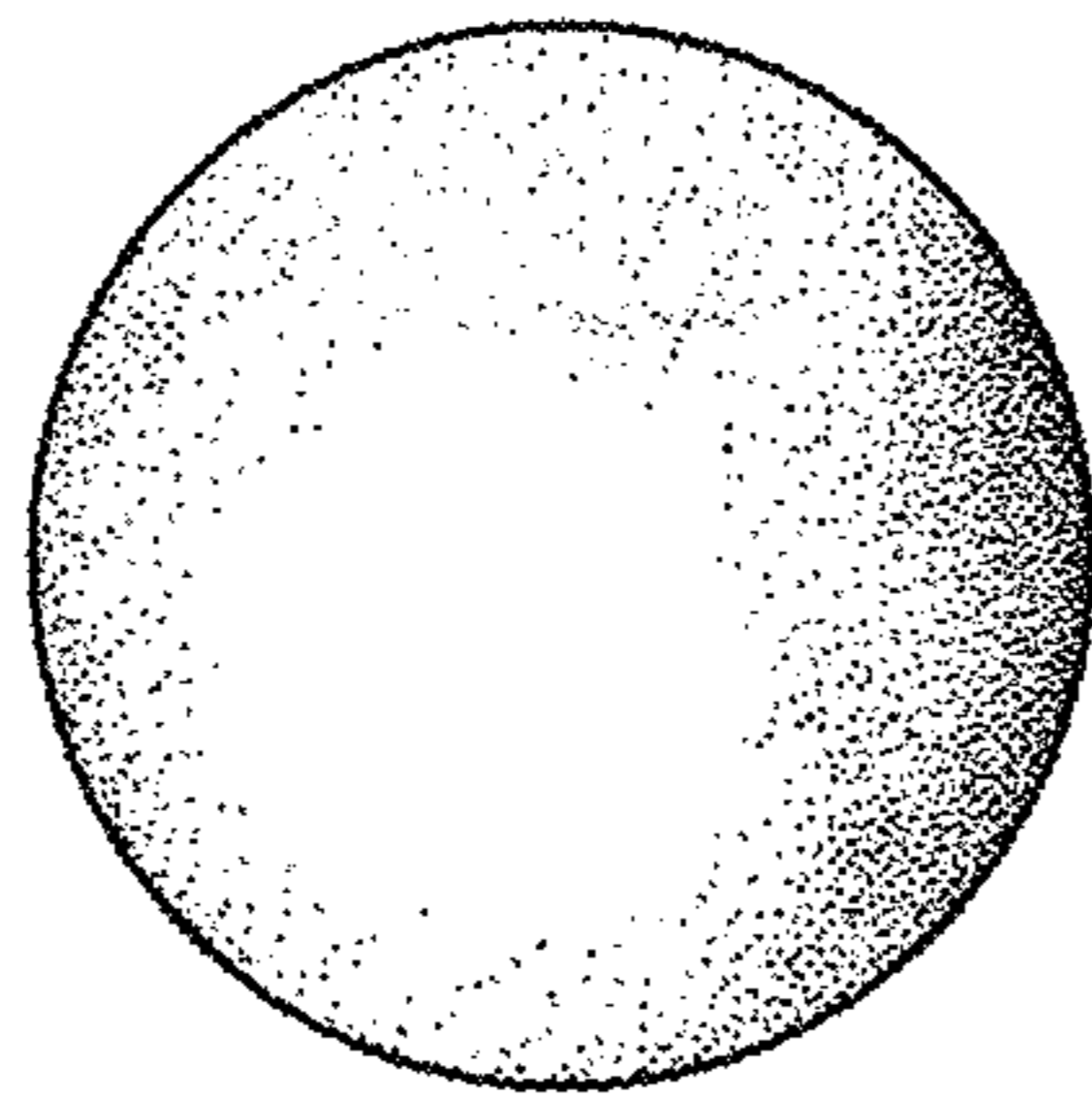


FIG. 5

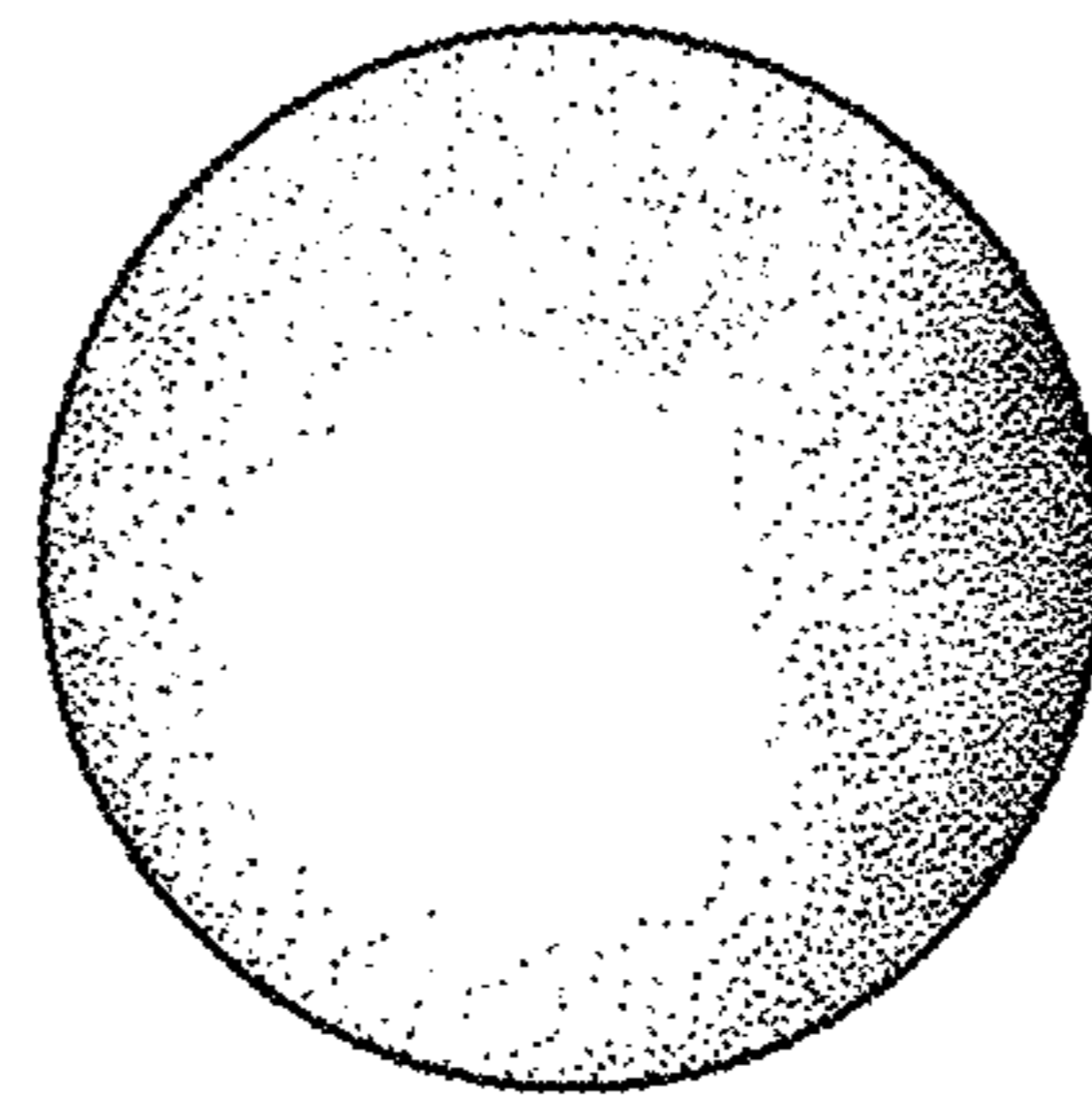


FIG. 6