



US00D906522S

(12) **United States Design Patent** (10) **Patent No.:** **US D906,522 S**  
**Park** (45) **Date of Patent:** **\*\* Dec. 29, 2020**

(54) **DENTAL FIXTURE OPERATING CONNECTOR**

(71) Applicant: **MEGAGEN IMPLANT CO., LTD.**,  
Daegu (KR)

(72) Inventor: **Kwang Bum Park**, Daegu (KR)

(73) Assignee: **MEGAGEN IMPLANT CO., LTD.**

(\*\*) Term: **15 Years**

(21) Appl. No.: **29/707,260**

(22) Filed: **Sep. 26, 2019**

(51) **LOC (12) Cl.** ..... **24-03**

(52) **U.S. Cl.**  
USPC ..... **D24/156**

(58) **Field of Classification Search**  
USPC ..... D24/155, 156  
CPC ..... A61C 8/00; A61C 8/0089; A61C 8/0069;  
A61C 8/0054; A61C 8/0096; A61C  
8/0039; A61C 8/0063; A61C 8/006; A61C  
8/0001; A61C 8/0012; A61C 8/0075;  
A61C 8/0083; A61C 13/225  
See application file for complete search history.

(56) **References Cited**

**U.S. PATENT DOCUMENTS**

D787,061 S \* 5/2017 Jo ..... D24/156  
D808,016 S \* 1/2018 Kim ..... D24/156  
D808,525 S \* 1/2018 Kim ..... D24/156  
D835,275 S \* 12/2018 Vizer ..... D24/155  
D837,378 S \* 1/2019 Thome ..... D24/155  
D842,475 S \* 3/2019 Ben Shabat ..... D24/155

2005/0287497 A1\* 12/2005 Carter ..... A61C 8/0069  
433/173  
2006/0172257 A1\* 8/2006 Niznick ..... A61C 8/0069  
433/173  
2011/0097689 A1\* 4/2011 Thome ..... A61C 8/0071  
433/174  
2014/0234800 A1\* 8/2014 Laster ..... A61C 8/0039  
433/174  
2015/0044638 A1\* 2/2015 Baez ..... A61C 8/0025  
433/174

\* cited by examiner

*Primary Examiner* — Charles D Hanson

(74) *Attorney, Agent, or Firm* — Renaissance IP Law  
Group LLP

(57) **CLAIM**


The ornamental design for a dental fixture operating con-  
nector, as shown and described.

**DESCRIPTION**


FIG. 1 is a front perspective view showing our new design  
for a dental fixture operating connector;  
FIG. 2 is a front elevation view thereof;  
FIG. 3 is a rear elevation view thereof;  
FIG. 4 is a left side elevation view thereof;  
FIG. 5 is a right side elevation view thereof;  
FIG. 6 is a top plan view thereof; and,  
FIG. 7 is a bottom view thereof illustrating the dental fixture  
operating connector.

The portions shown in broken lines are solely for the  
purpose of illustrating context and environmental structures  
only and form no part of the claimed design.

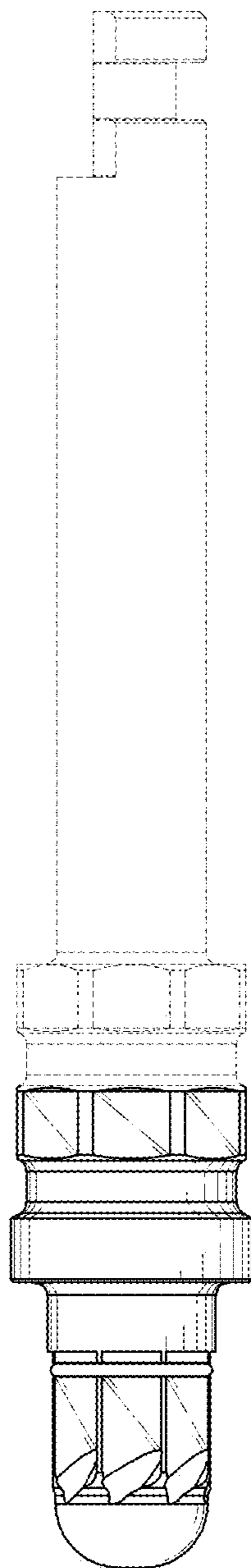
**1 Claim, 7 Drawing Sheets**




**FIG. 1**




**FIG. 2**




**FIG. 3**



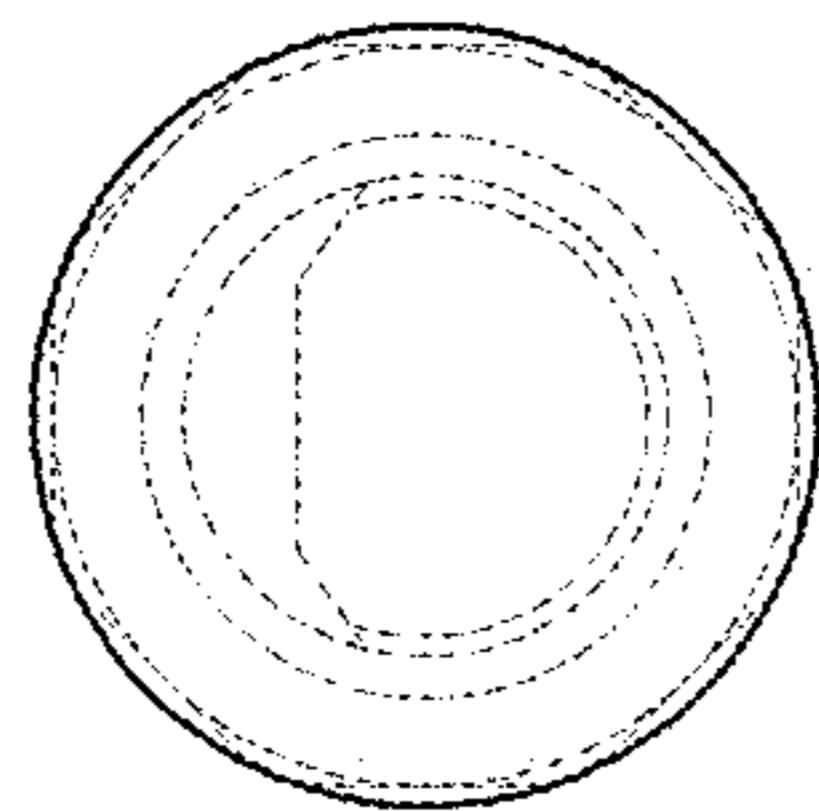
**FIG. 4**



**FIG. 5**



**FIG. 6**



**FIG. 7**

