



US00D906503S

(12) **United States Design Patent** (10) **Patent No.:** **US D906,503 S**
Rubin (45) **Date of Patent:** **** Dec. 29, 2020**

(54) **AIR FILTRATION SYSTEM**
(71) Applicant: **Eric Rubin**, Oakhurst, NJ (US)
(72) Inventor: **Eric Rubin**, Oakhurst, NJ (US)
(**) Term: **15 Years**
(21) Appl. No.: **29/691,954**
(22) Filed: **May 21, 2019**
(51) **LOC (12) Cl.** **23-04**
(52) **U.S. Cl.**
USPC **D23/365**
(58) **Field of Classification Search**
USPC D23/209, 235, 341, 358, 363-365;
D15/5; D7/368, 669; D24/122;
D21/344, 386; D3/232
CPC F02M 35/04; F02M 35/10; F02M 35/024;
B01D 46/0002; B01D 46/10
See application file for complete search history.

(56) **References Cited**
U.S. PATENT DOCUMENTS
D121,228 S 6/1940 Garry
D132,935 S 6/1942 Vivaudou
D158,620 S 5/1950 Share
3,615,712 A * 10/1971 Keller B65D 81/3415
426/113
4,905,898 A 3/1990 Wade
5,082,466 A * 1/1992 Rubenstein D04B 21/12
383/117
5,492,705 A * 2/1996 Porchia B65D 33/01
426/106
5,788,061 A 8/1998 Hammond

D426,294 S 6/2000 Trudeau
D440,296 S 4/2001 Wolpert
D517,187 S 3/2006 Wu
D555,830 S 11/2007 Dubois
D596,847 S * 7/2009 Nelson D3/232
D761,013 S * 7/2016 Starck D3/232
D777,975 S * 1/2017 Rushforth D27/100
D784,607 S * 4/2017 Rushforth D27/100
D851,912 S * 6/2019 Kim D3/201
D868,369 S * 11/2019 Persson D27/185
D873,084 S * 1/2020 Finell D7/602
2007/0110340 A1 * 5/2007 Buchman B65D 33/2533
383/5
2017/0246549 A1 8/2017 Zhu
2018/0099064 A1 4/2018 Bums
2018/0229914 A1 * 8/2018 Bahrami A45C 7/0063

* cited by examiner

Primary Examiner — John A Voytek
(74) *Attorney, Agent, or Firm* — Goldstein Law Offices,
P.C.

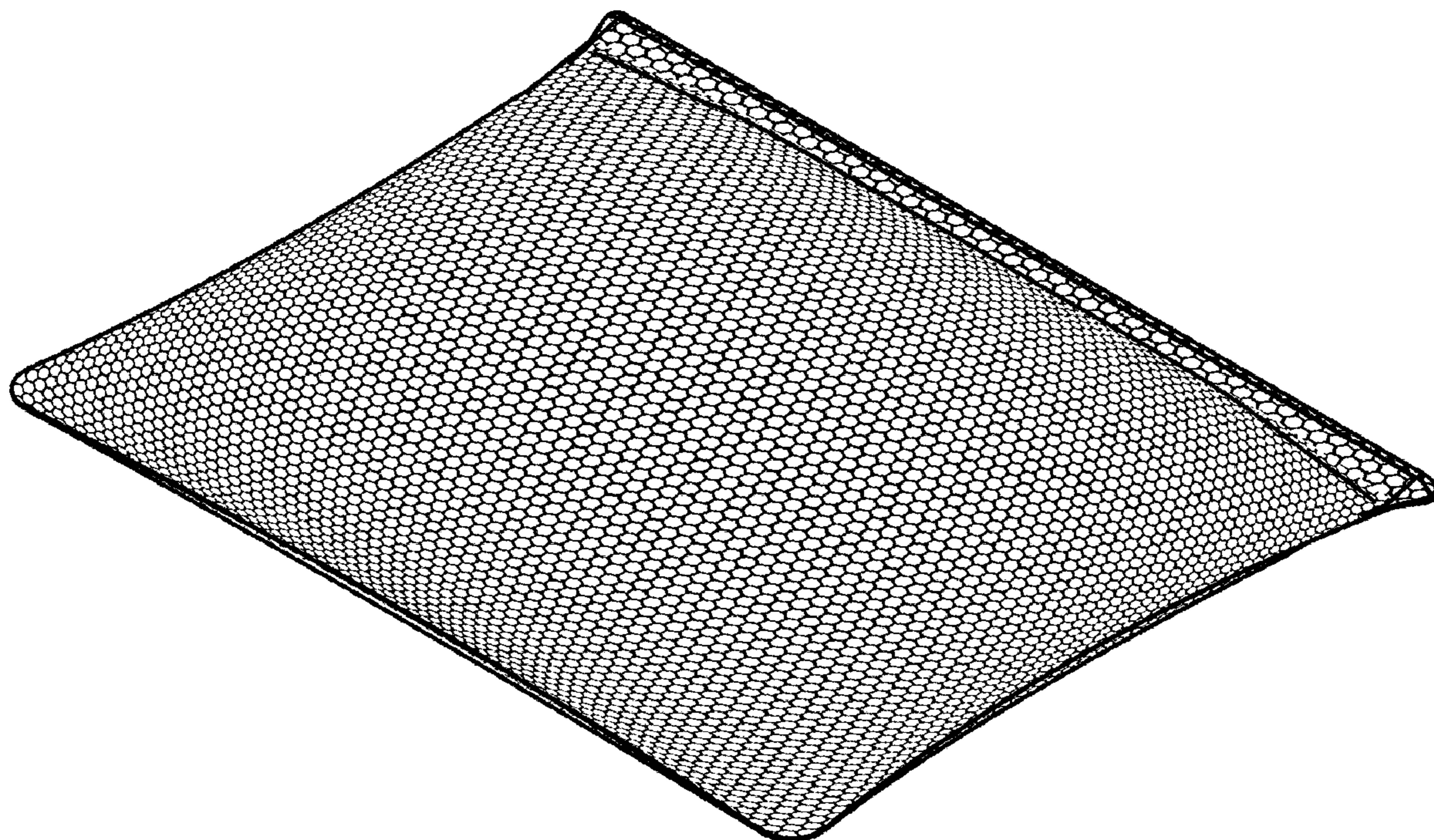
(57) **CLAIM**

The ornamental design for an air filtration system, as shown and described.

DESCRIPTION

FIG. 1 is a perspective view of the air filtration system.
FIG. 2 is a top plan view of the air filtration system.
FIG. 3 is a bottom plan view thereof.
FIG. 4 is a front elevational view thereof.
FIG. 5 is a rear elevational view thereof.
FIG. 6 is a left side elevational view thereof; and,
FIG. 7 is a right side elevational view thereof.

1 Claim, 4 Drawing Sheets



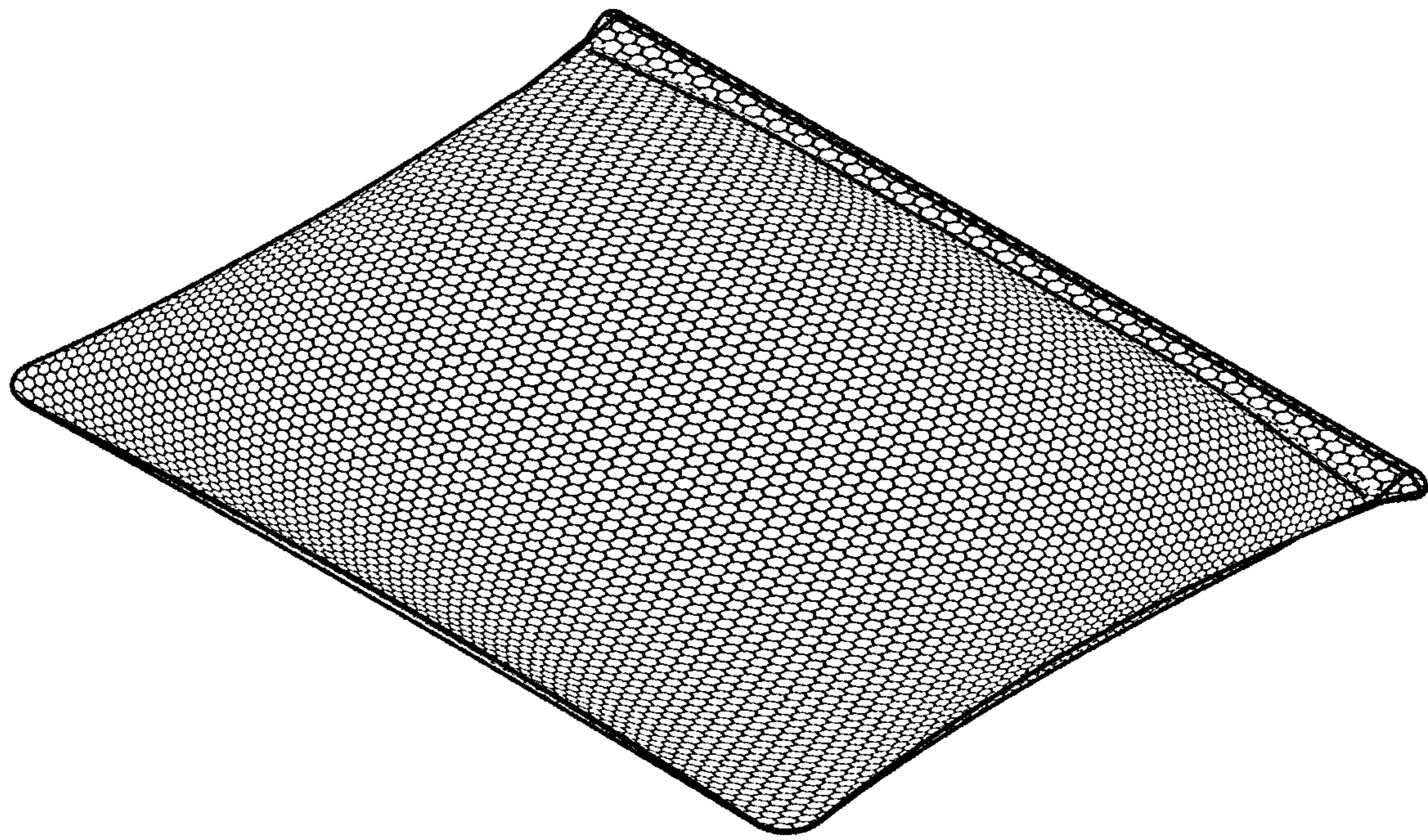


FIG. 1




FIG. 2




FIG. 3




FIG. 4

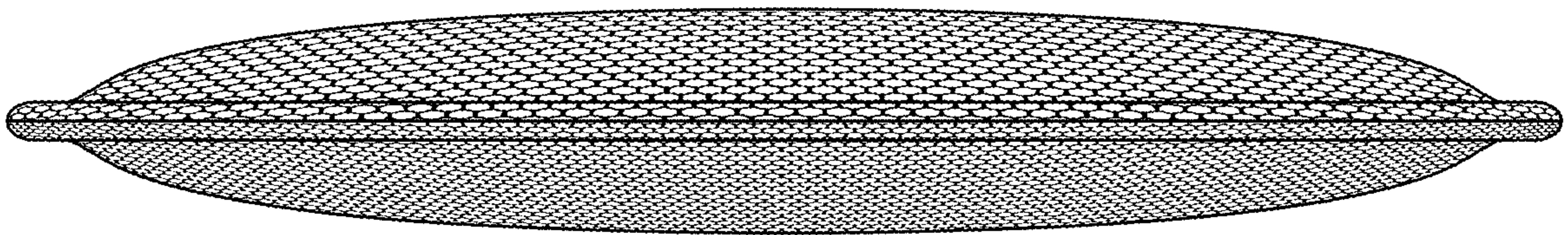


FIG. 5




FIG. 6




FIG. 7