



US00D906494S

(12) **United States Design Patent** (10) **Patent No.:** **US D906,494 S**  
**Wei** (45) **Date of Patent:** **\*\* Dec. 29, 2020**

(54) **SHOWER DOORS**  
(71) Applicant: **Foshan Ideal Co., Ltd.**, Foshan (CN)  
(72) Inventor: **Wuxiang Wei**, Foshan (CN)  
(73) Assignee: **Foshan Ideal Co., Ltd.**  
(\*\*) Term: **15 Years**  
(21) Appl. No.: **29/670,000**  
(22) Filed: **Nov. 13, 2018**

(30) **Foreign Application Priority Data**  
May 10, 2018 (CN) ..... 2018 3 0211912  
(51) **LOC (12) Cl.** ..... **23-02**  
(52) **U.S. Cl.**  
USPC ..... **D23/305**  
(58) **Field of Classification Search**  
USPC .... D23/283, 304-305; D25/48.3, 48.5, 48.8,  
D25/103; D8/323  
CPC . A47K 3/34; A47K 3/36; A47K 3/362; A47K  
3/367; A47K 3/283; A47K 3/284; E06B  
3/4681; E06B 3/02; E06B 3/4636  
See application file for complete search history.

(56) **References Cited**  
U.S. PATENT DOCUMENTS  
D226,654 S \* 4/1973 Horgan ..... D25/48.3  
4,523,414 A \* 6/1985 Horgan, Jr. .... E05D 5/0246  
49/388

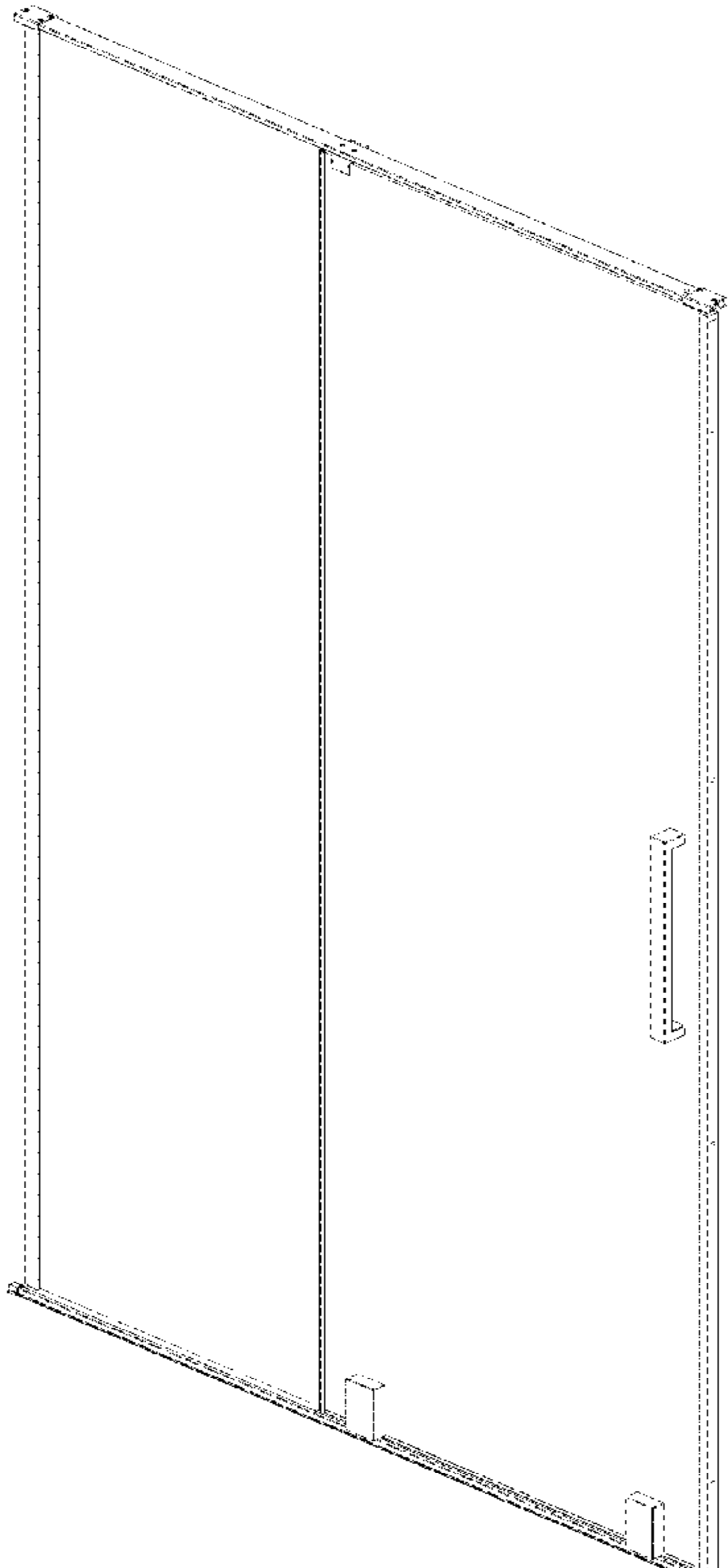
D588,172 S \* 3/2009 Yang ..... D8/315  
7,849,531 B2 \* 12/2010 Rooke ..... A47K 3/282  
4/524  
7,849,718 B2 \* 12/2010 Ambrass ..... E05B 1/0015  
292/167  
D701,327 S \* 3/2014 Kopish ..... D25/103  
D749,393 S \* 2/2016 Lee ..... D8/316  
10,709,299 B2 \* 7/2020 Wei ..... A47K 3/362  
D892,995 S \* 8/2020 Lieb ..... D23/305  
2017/0365114 A1 \* 12/2017 Bettencourt ..... G07C 9/28  
2018/0002958 A1 \* 1/2018 Mironchuk ..... E05D 3/02  
2018/0070779 A1 \* 3/2018 Minkovich ..... A47K 3/34  
2018/0320430 A1 \* 11/2018 Wei ..... E05F 5/027

\* cited by examiner  
*Primary Examiner* — Robert A Delehanty  
(74) *Attorney, Agent, or Firm* — Lerner, David,  
Littenberg, Krumholz & Mentlik, LLP

(57) **CLAIM**  
The ornamental design for shower doors, as shown and  
described.

**DESCRIPTION**  
FIG. 1 is a front view of shower doors according to an  
embodiment;  
FIG. 2 is a rear view thereof;  
FIG. 3 is a left side view thereof;  
FIG. 4 is a right side view thereof;  
FIG. 5 is a top plan view thereof;  
FIG. 6 is a bottom view thereof; and,  
FIG. 7 is a perspective view thereof.

**1 Claim, 7 Drawing Sheets**






FIG. 1




FIG. 2

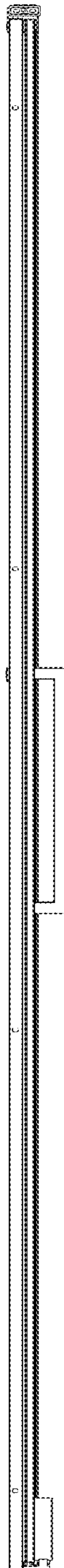


FIG. 3




FIG. 4

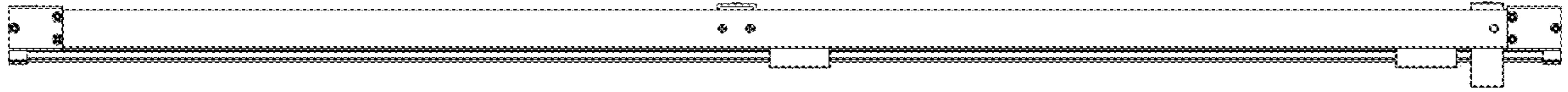


FIG. 5

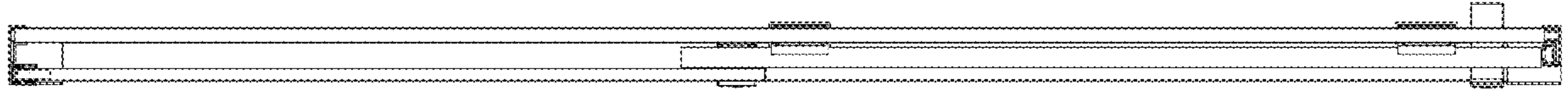


FIG. 6

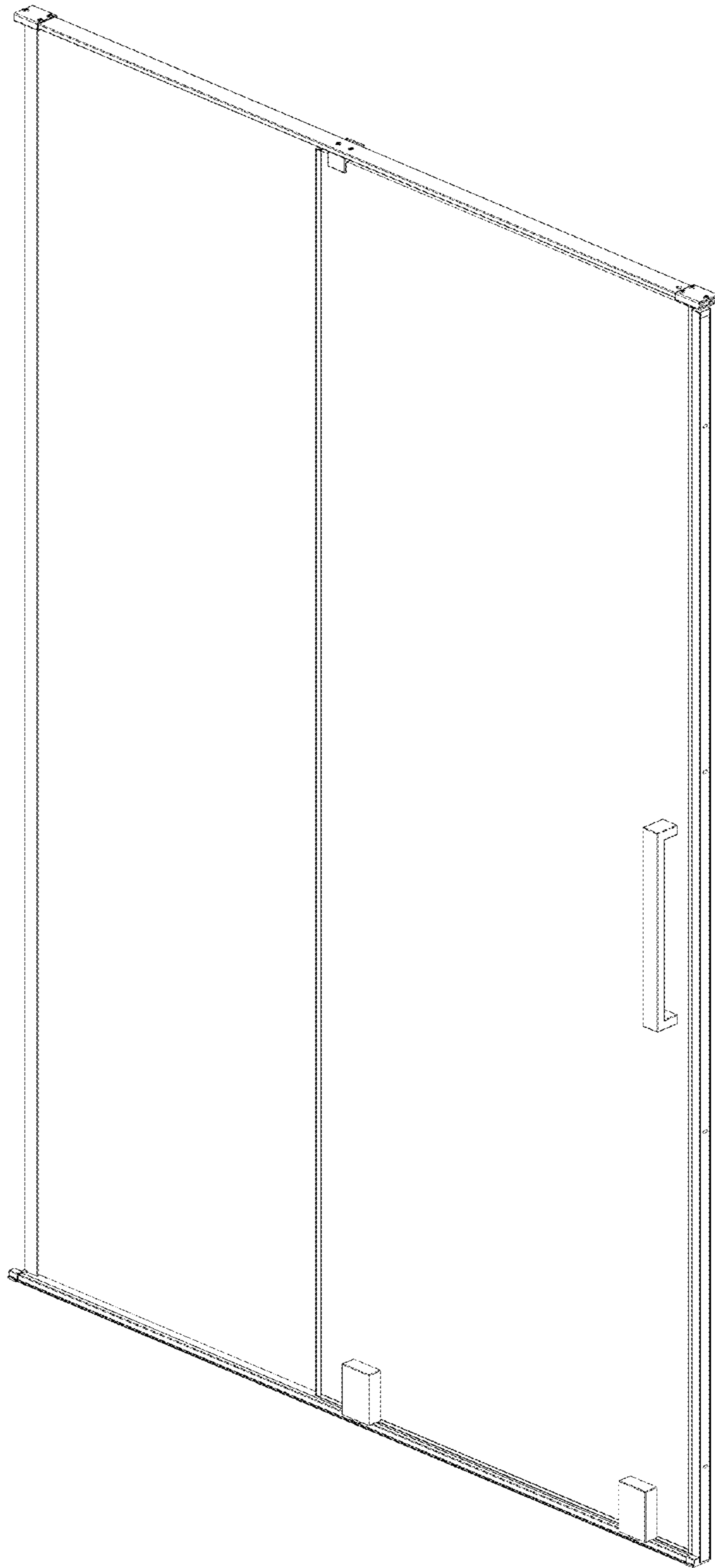


FIG. 7