



US00D906490S

(12) **United States Design Patent** (10) **Patent No.:** **US D906,490 S**  
**Seum et al.** (45) **Date of Patent:** **\*\* Dec. 29, 2020**

(54) **WASH BASIN**

CPC ..... A47B 77/06  
See application file for complete search history.

(71) Applicant: **Grohe AG**, Hemer (DE)

(56) **References Cited**

(72) Inventors: **Michael Seum**, Duesseldorf (DE);  
**Duarte Salvador**, Duesseldorf (DE)

U.S. PATENT DOCUMENTS

(73) Assignee: **Grohe AG**, Hemer (DE)

D635,227 S \* 3/2011 DuFour ..... D23/284  
D842,973 S \* 3/2019 Salomon ..... D23/293.1  
D849,896 S \* 5/2019 Salomon ..... D23/293.1  
D879,924 S \* 3/2020 Seum ..... D23/293.1

(\*\*) Term: **15 Years**

\* cited by examiner

(21) Appl. No.: **29/678,092**

*Primary Examiner* — Robert A Delehanty

(22) Filed: **Jan. 25, 2019**

(74) *Attorney, Agent, or Firm* — Muncy, Geissler, Olds & Lowe, P.C.

(30) **Foreign Application Priority Data**

(57) **CLAIM**

Jul. 26, 2018 (EM) ..... 005514999-0001

The ornamental design for a wash basin, as shown and described.

(51) **LOC (12) Cl.** ..... **23-02**

**DESCRIPTION**

(52) **U.S. Cl.**

USPC ..... **D23/284**

FIG. 1 is a front perspective view of a wash basin according to the present invention.

(58) **Field of Classification Search**

USPC ..... D23/284, 286, 293.1, 308

FIG. 2 is a front view of the wash basin of FIG. 1.

FIG. 3 is a rear view of the wash basin of FIG. 1.

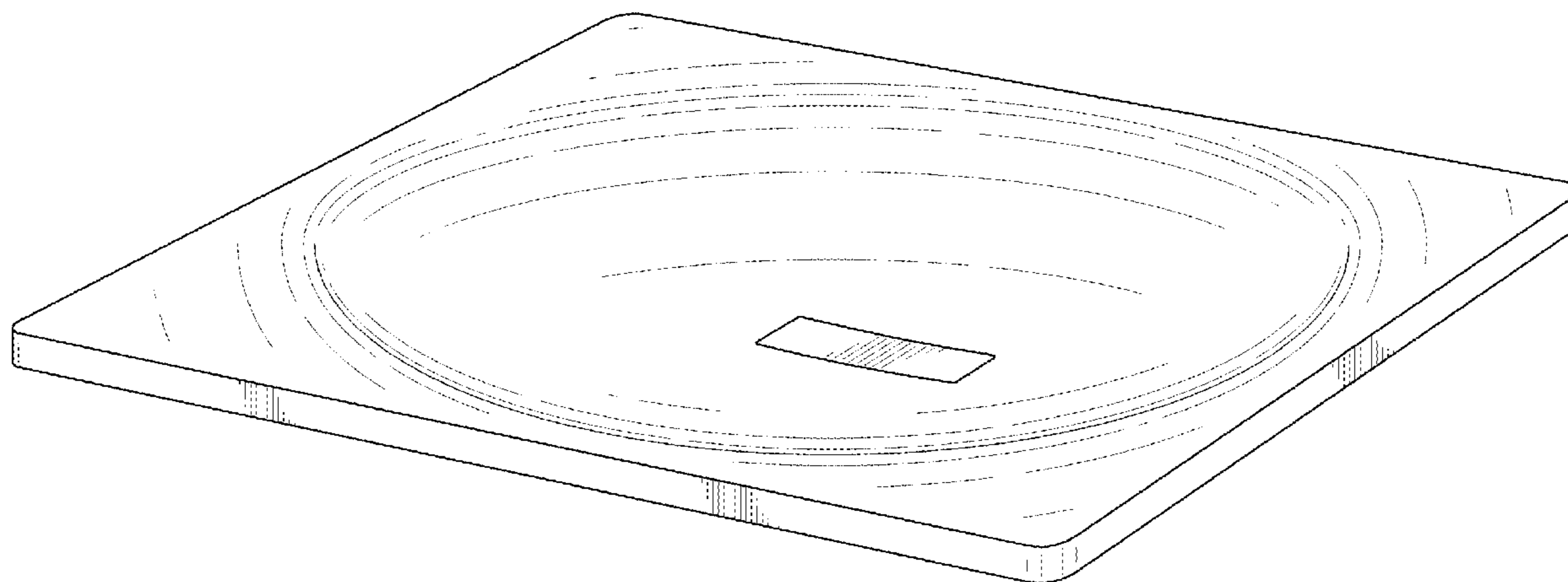
FIG. 4 is a left side view of the wash basin of FIG. 1.

FIG. 5 is a right side view of the wash basin of FIG. 1.

FIG. 6 is a top view of the wash basin of FIG. 1; and,

FIG. 7 is a bottom view of the wash basin of FIG. 1.

**1 Claim, 7 Drawing Sheets**



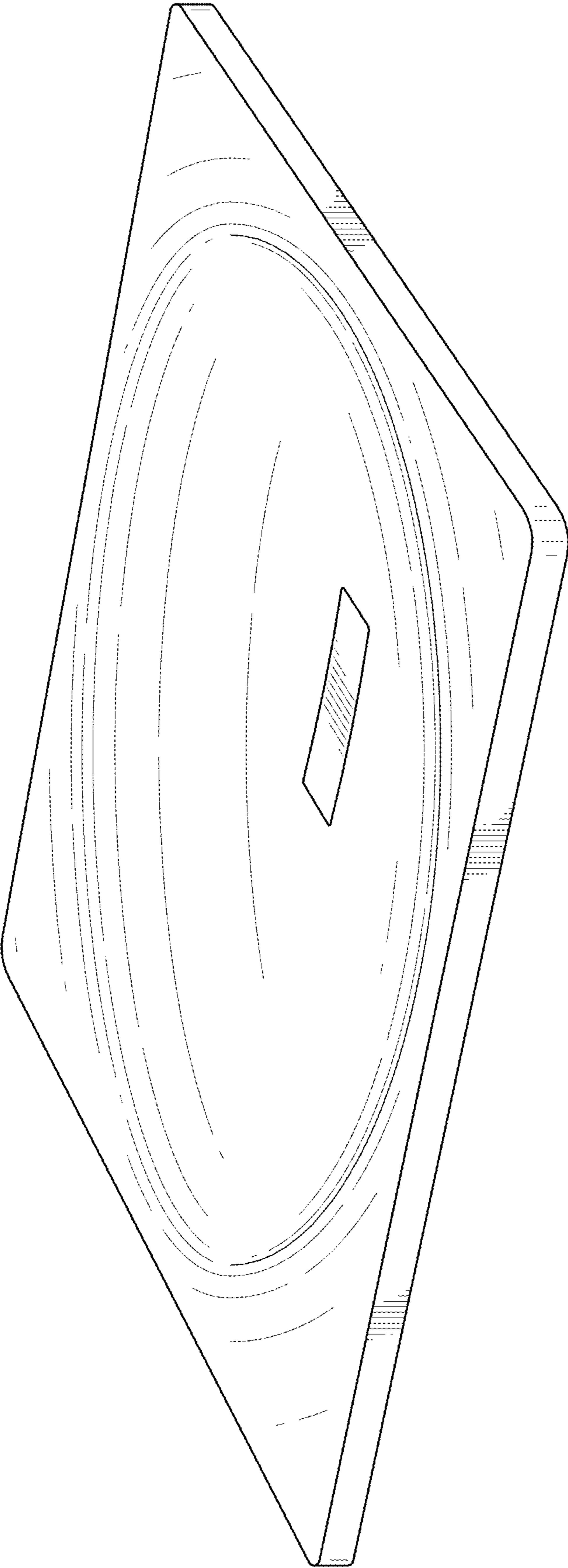


FIG.1

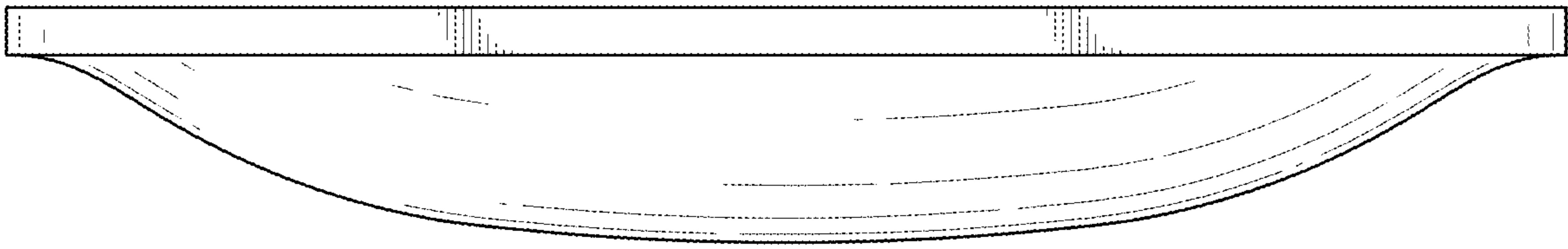


FIG.2

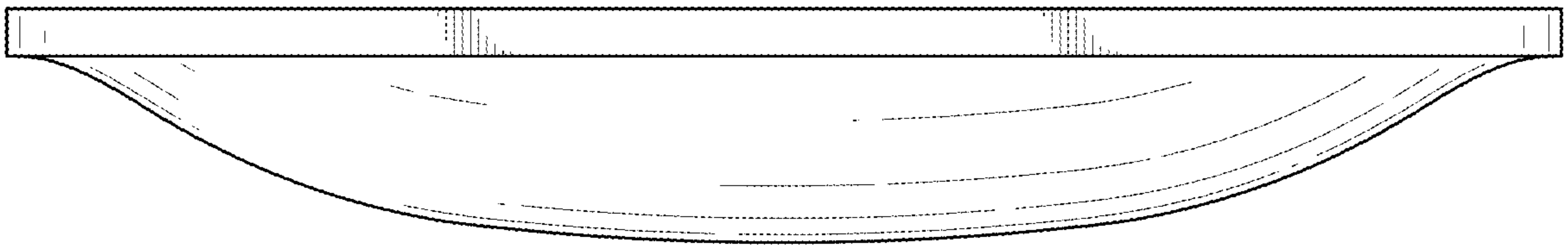


FIG.3

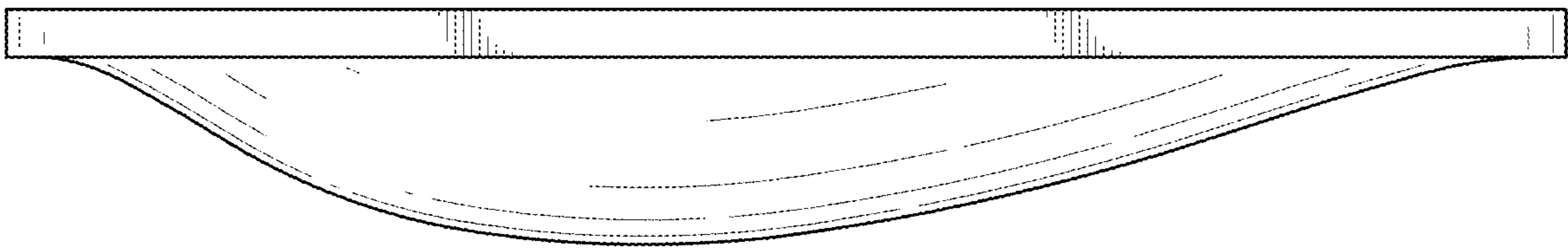


FIG.4

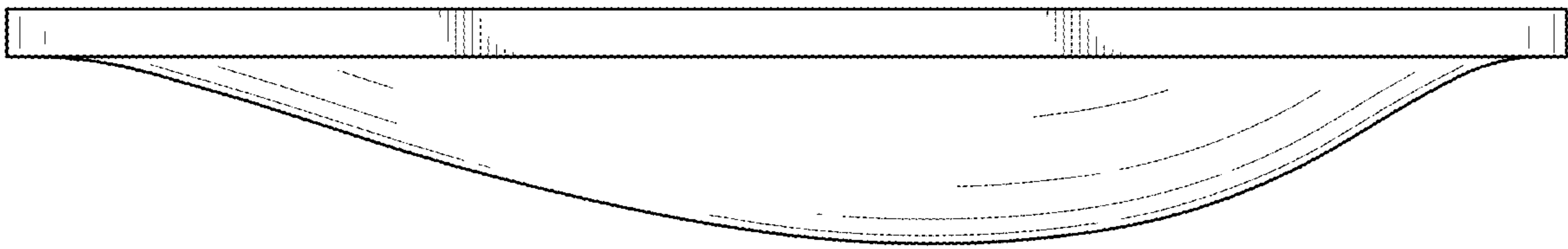


FIG.5

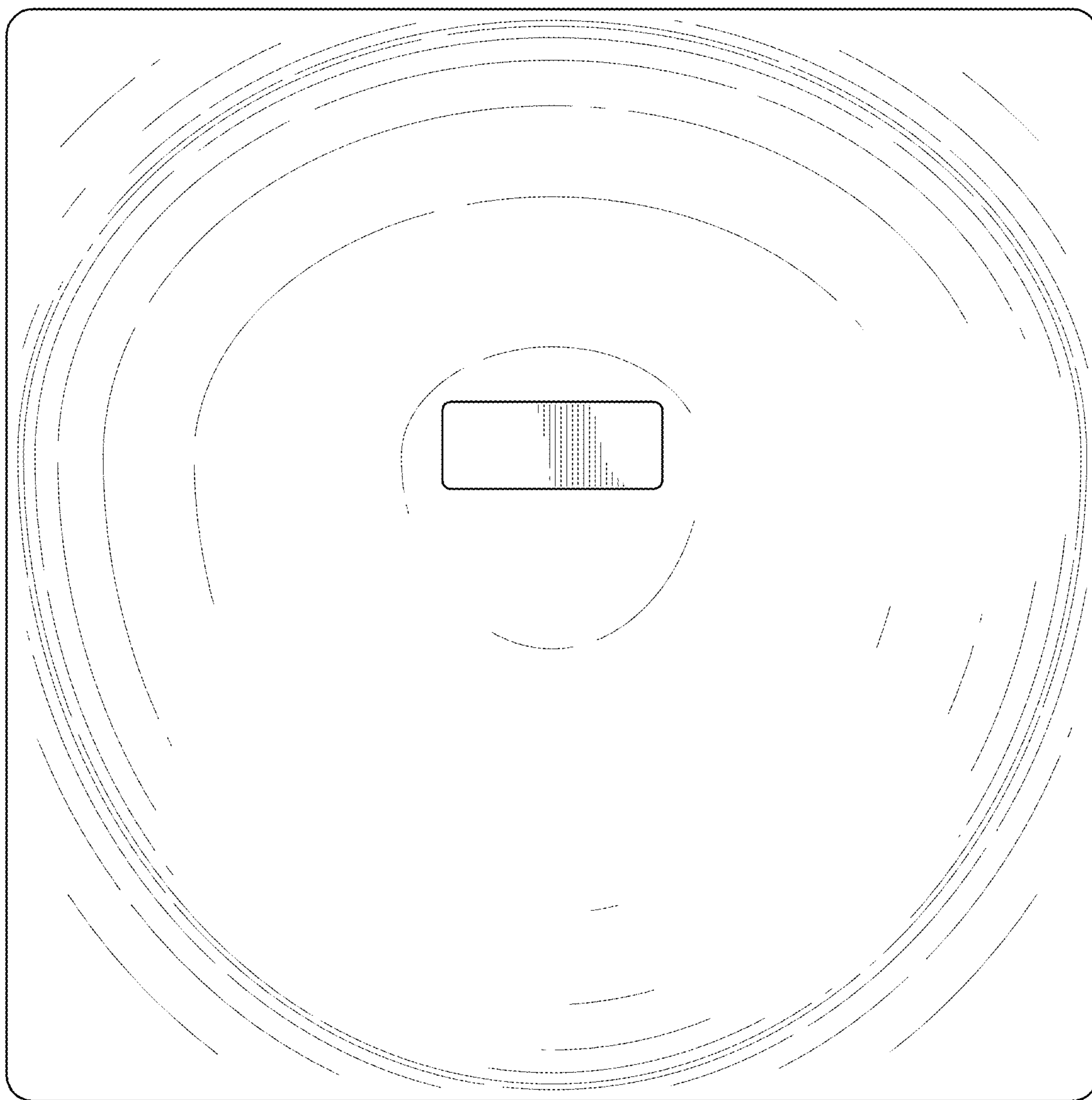


FIG.6

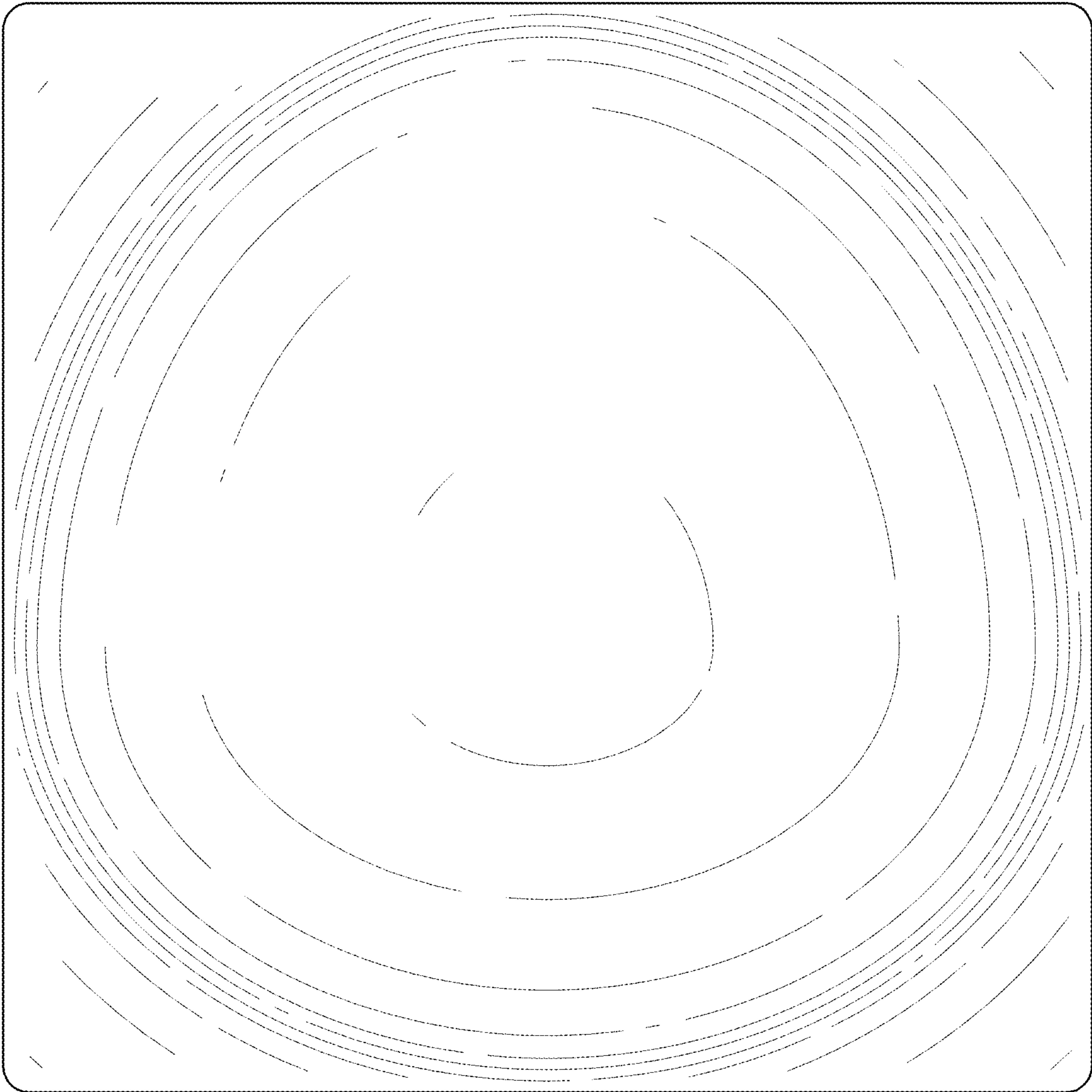


FIG.7