



US00D906470S

(12) **United States Design Patent**
Marfione

(10) **Patent No.:** **US D906,470 S**

(45) **Date of Patent:** **** Dec. 29, 2020**

- (54) **KNIFE**
- (71) Applicant: **Anthony Louis Marfione**, Fletcher, NC (US)
- (72) Inventor: **Anthony Louis Marfione**, Fletcher, NC (US)
- (73) Assignee: **Microtech Knives, Inc.**, Bradford, PA (US)

D394,788 S *	6/1998	Drummond	D8/14
D490,669 S *	6/2004	Komar	D8/14
D493,077 S *	7/2004	Lannon	D8/14
D648,414 S	11/2011	Wallisch		
D697,577 S	1/2014	Thompson		
D767,079 S	9/2016	Hannan		
D768,803 S	10/2016	Benton		
D859,572 S *	9/2019	Rae	D22/118
D892,968 S *	8/2020	Rae	D22/118

* cited by examiner

(**) Term: **15 Years**

Primary Examiner — Philip S Hyder

(74) *Attorney, Agent, or Firm* — Steve LeBlanc, LLC

(21) Appl. No.: **29/710,729**

(22) Filed: **Oct. 25, 2019**

(51) **LOC (12) Cl.** **21-02**

(52) **U.S. Cl.**
USPC **D22/118; D8/98**

(58) **Field of Classification Search**
USPC D8/14, 47, 98, 99, 105; D22/117, 118;
D24/146

CPC . F41B 15/06; F41B 15/08; B26B 3/00; B26B
9/00; B26B 9/02

See application file for complete search history.

(56) **References Cited**

U.S. PATENT DOCUMENTS

D241,803 S *	10/1976	Amiot	D8/14
D246,688 S *	12/1977	Nassau	D8/88

(57) **CLAIM**

The ornamental design for a knife, as shown and described.

DESCRIPTION

FIG. 1 is a perspective view of the knife;
FIG. 2 is a rear view of the knife;
FIG. 3 is a front view of the knife;
FIG. 4 is a right side view of the knife;
FIG. 5 is a left side view of the knife;
FIG. 6 is a top view of the knife; and,
FIG. 7 is a bottom view of the knife.

1 Claim, 4 Drawing Sheets



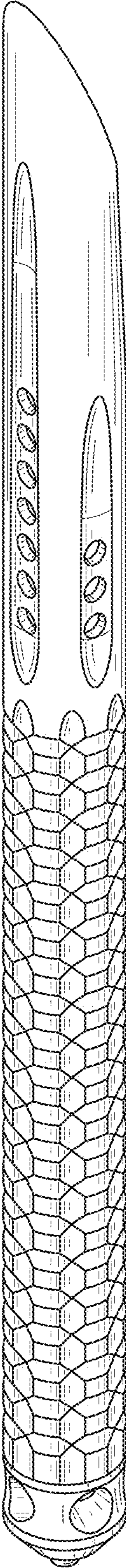


FIG. 1

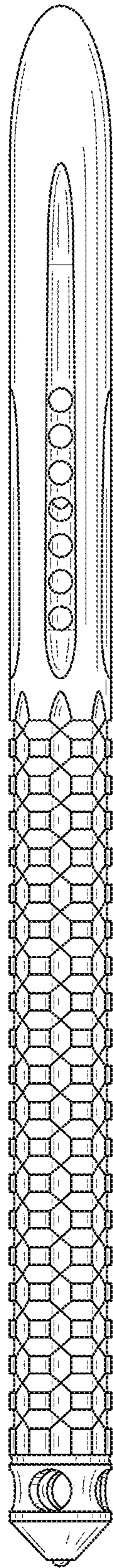


FIG. 2

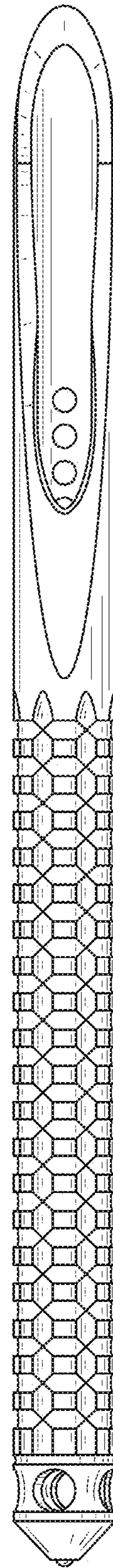


FIG. 3

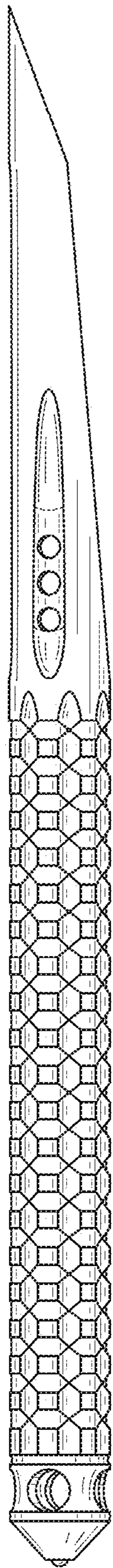


FIG. 4

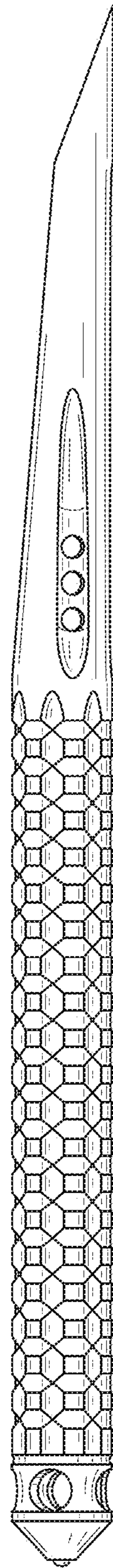


FIG. 5

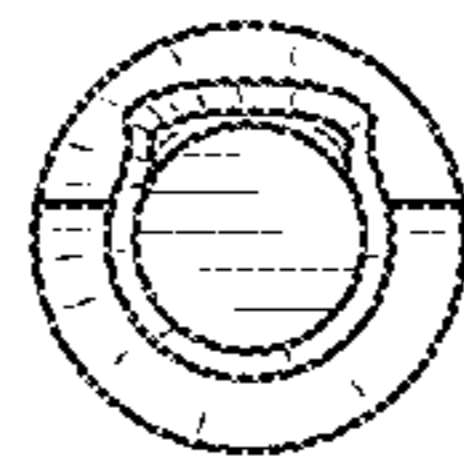


FIG. 6

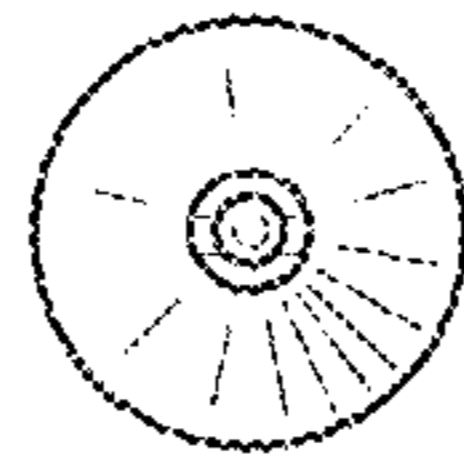


FIG. 7