



US00D906451S

(12) **United States Design Patent**
Finley et al.

(10) **Patent No.:** **US D906,451 S**

(45) **Date of Patent:** **** *Dec. 29, 2020**

(54) **GOLF BALL**

(71) Applicant: **Callaway Golf Company**, Carlsbad, CA (US)

(72) Inventors: **Jason Finley**, San Marcos, CA (US);
Ian Barrett, Carlsbad, CA (US);
Maeve Moylan, Wilbraham, MA (US);
Lindsey St. John, Carlsbad, CA (US)

(73) Assignee: **Callaway Golf Company**, Carlsbad, CA (US)

(*) Notice: This patent is subject to a terminal disclaimer.

(**) Term: **15 Years**

(21) Appl. No.: **29/680,378**

(22) Filed: **Feb. 15, 2019**

(51) **LOC (12) Cl.** **21-02**

(52) **U.S. Cl.**
USPC **D21/708**

(58) **Field of Classification Search**
USPC D21/707-714; 473/165, 280, 281,
473/351-385, 569-577, 588, 593-615;
40/327
CPC A63B 37/00-14; A63B 39/00-08; A63B
41/00-12; A63B 43/00-06; A63B 45/00;
A63B 45/02

See application file for complete search history.

(56) **References Cited**

U.S. PATENT DOCUMENTS

580,253 A * 4/1897 Clarke A63D 15/00
473/52
3,931,971 A * 1/1976 Harvey A63F 9/0278
473/595
D410,979 S * 6/1999 Stahl D21/709

5,984,806 A * 11/1999 Sullivan A63B 37/0003
273/DIG. 20
D570,433 S * 6/2008 Marty D21/714
9,283,443 B1 * 3/2016 Hanna A63B 45/02
D811,498 S * 2/2018 Finley D21/708
D831,136 S * 10/2018 Finley D21/708
D831,137 S * 10/2018 Simonds D21/708
D846,670 S * 4/2019 Finley D21/708
D847,282 S * 4/2019 Finley D21/708
D850,547 S * 6/2019 Moylan D21/708
D851,714 S * 6/2019 Moylan D21/708
D860,342 S * 9/2019 Brewer, III D21/708
D860,344 S * 9/2019 Brewer, III D21/708
D864,322 S * 10/2019 Finley D21/708
2003/0211903 A1 * 11/2003 Hanada A63B 37/0004
473/378
2005/0192120 A1 * 9/2005 Morley A63B 43/008
473/351
2012/0010025 A1 * 1/2012 Chou A63B 37/0031
473/378

(Continued)

Primary Examiner — Catherine A Tuttle

(74) *Attorney, Agent, or Firm* — Michael A. Catania;
Sonia Lari; Rebecca Hanovice

(57) **CLAIM**


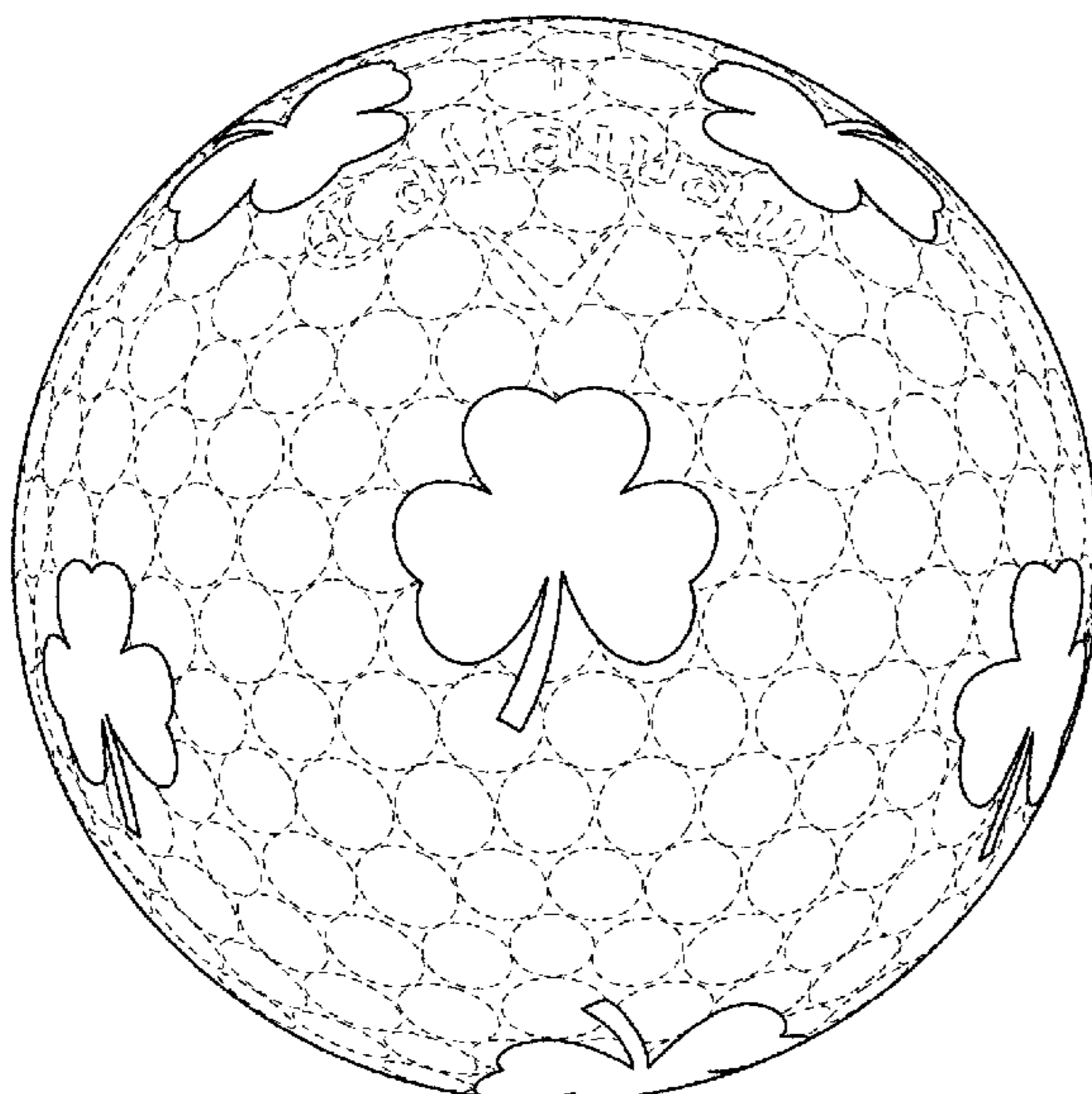
The ornamental design for a golf ball, as shown and described.

DESCRIPTION

FIG. 1 is a top plan view showing our new design for a golf ball with a pattern of twelve equal size shamrocks;
FIG. 2 is bottom plan view thereof;
FIG. 3 is a right side elevation view thereof;
FIG. 4 is left side elevation view thereof;
FIG. 5 is a rear elevation view thereof; and,
FIG. 6 is a front elevation view thereof.

The logos and other surface details shown in broken lines are for illustrative purposes only and form no part of the claimed design. The trademark "Callaway V" logo is a trademark of the Callaway Golf Company.

1 Claim, 3 Drawing Sheets



(56)

References Cited

U.S. PATENT DOCUMENTS

2012/0046124 A1* 2/2012 Sullivan A63B 37/0039
473/372
2012/0071275 A1* 3/2012 Williams A63B 37/0022
473/378

* cited by examiner




FIG. 1

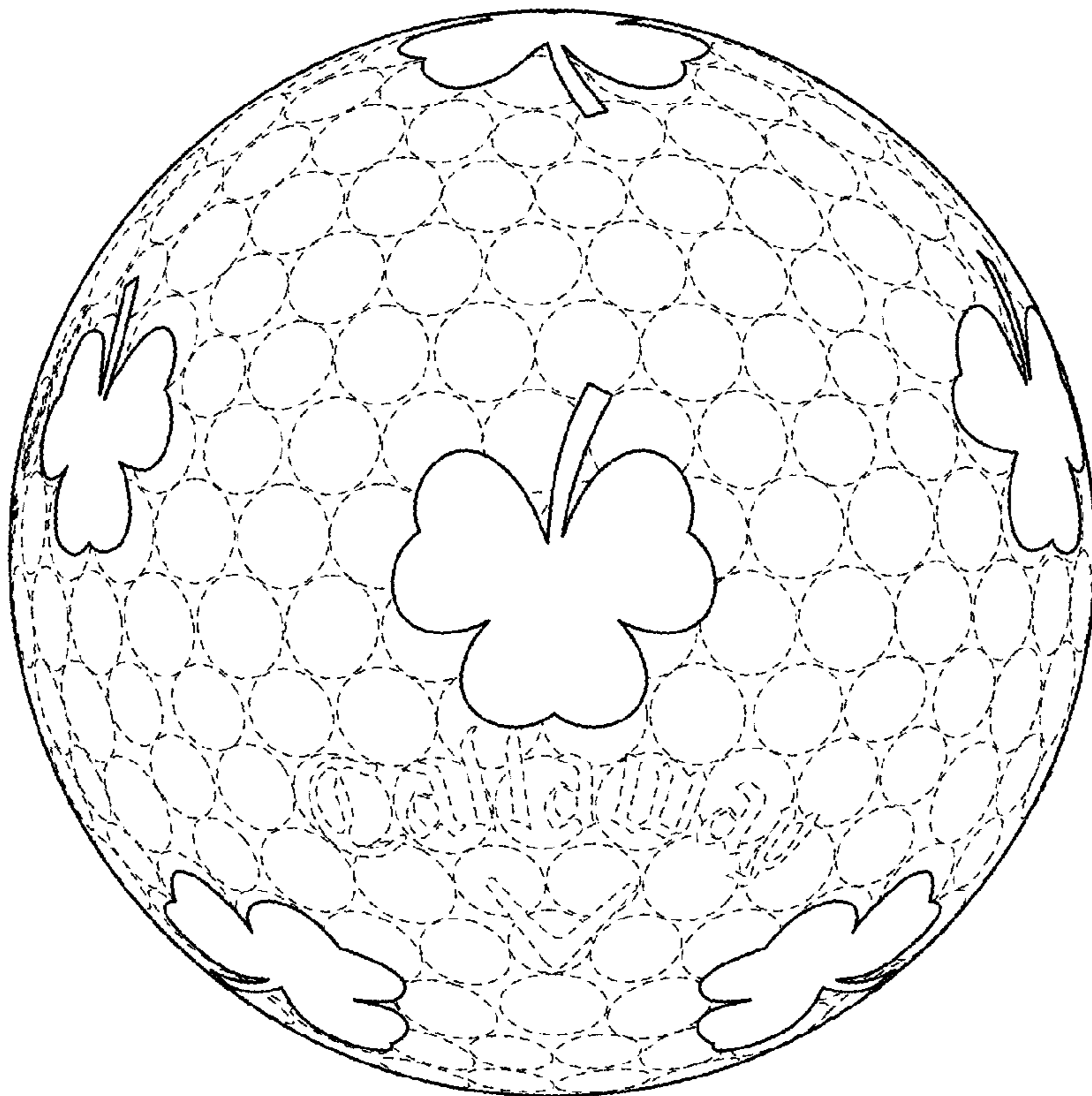


FIG. 2

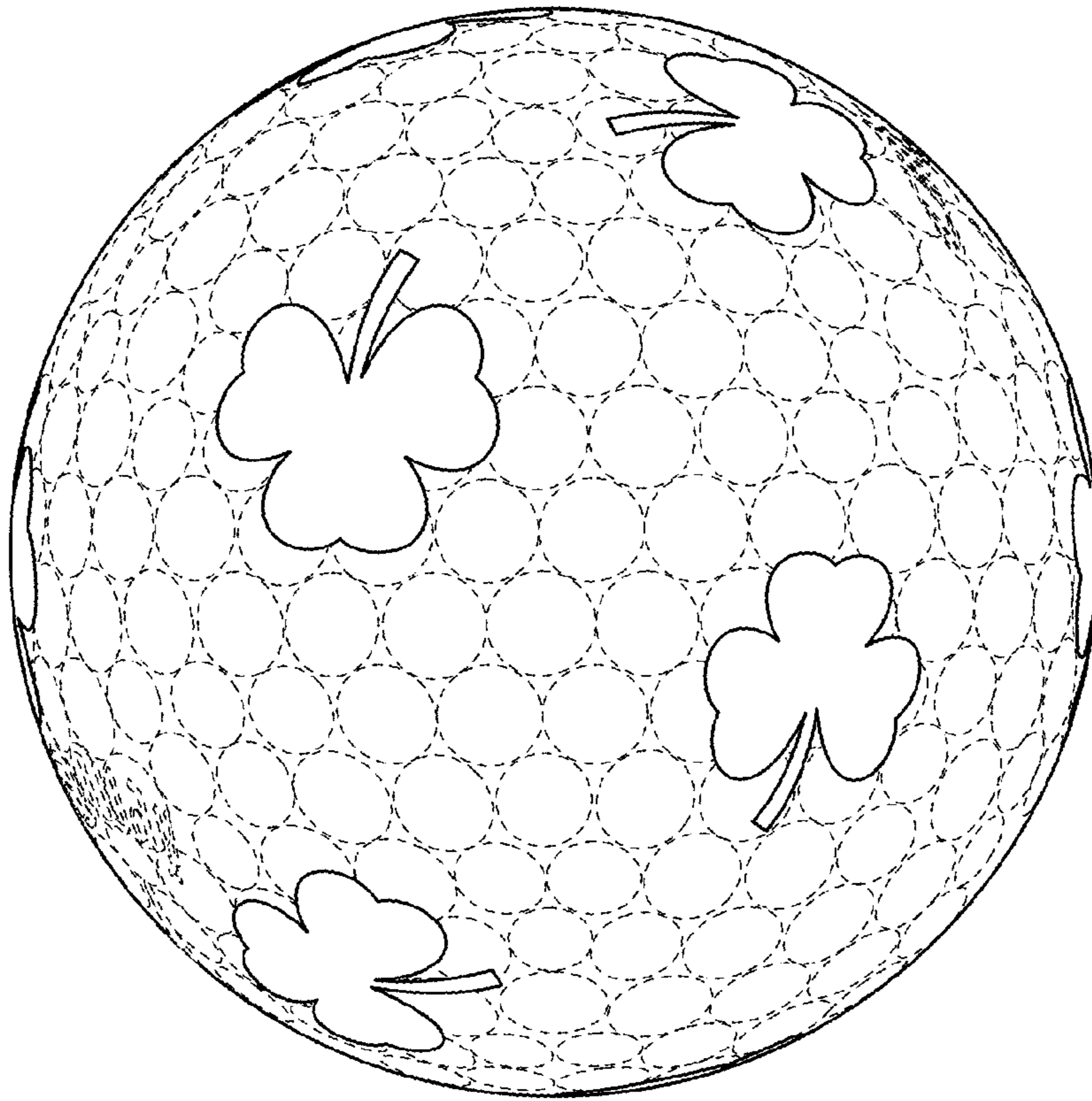


FIG. 3




FIG. 4

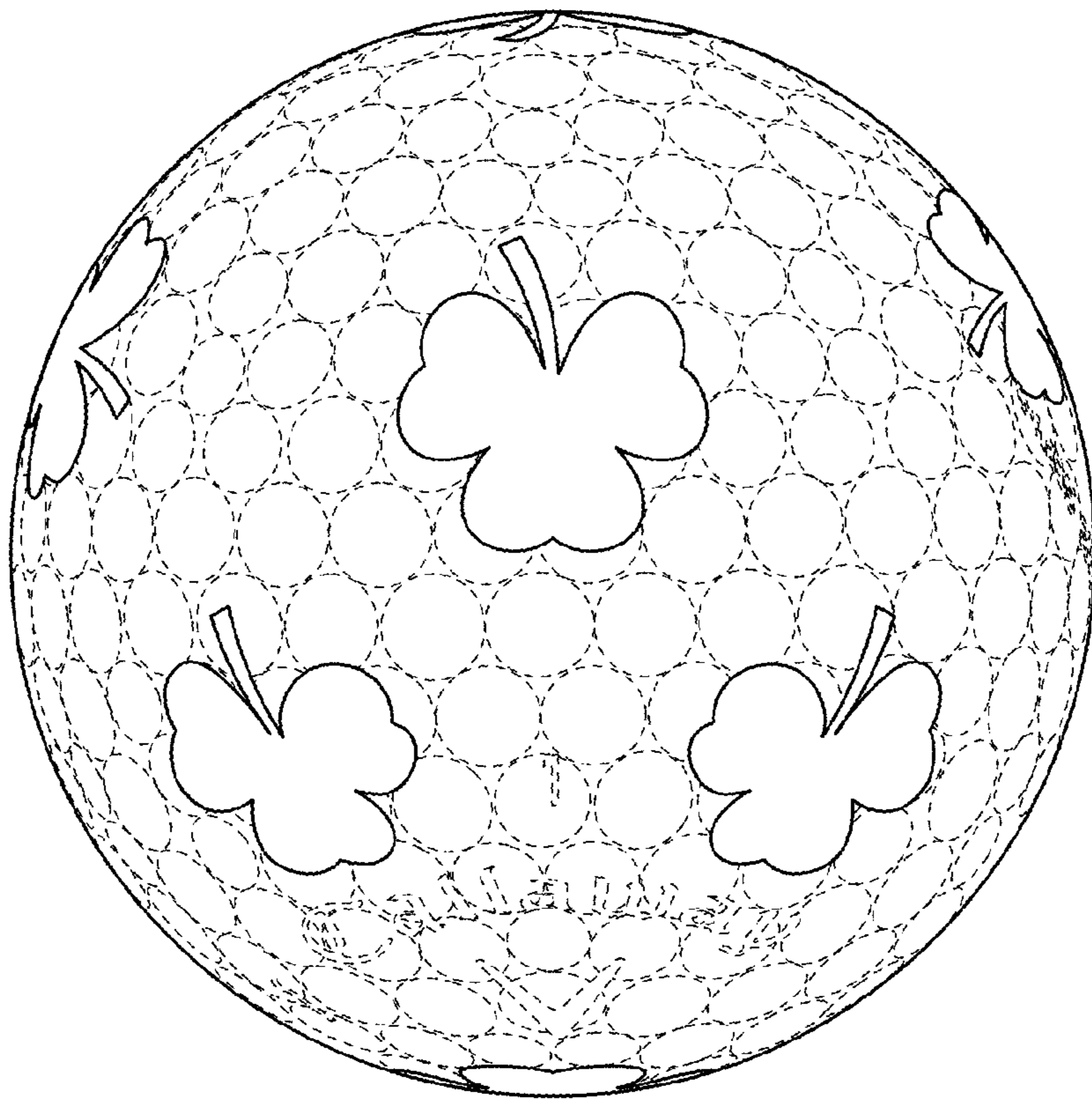


FIG. 5

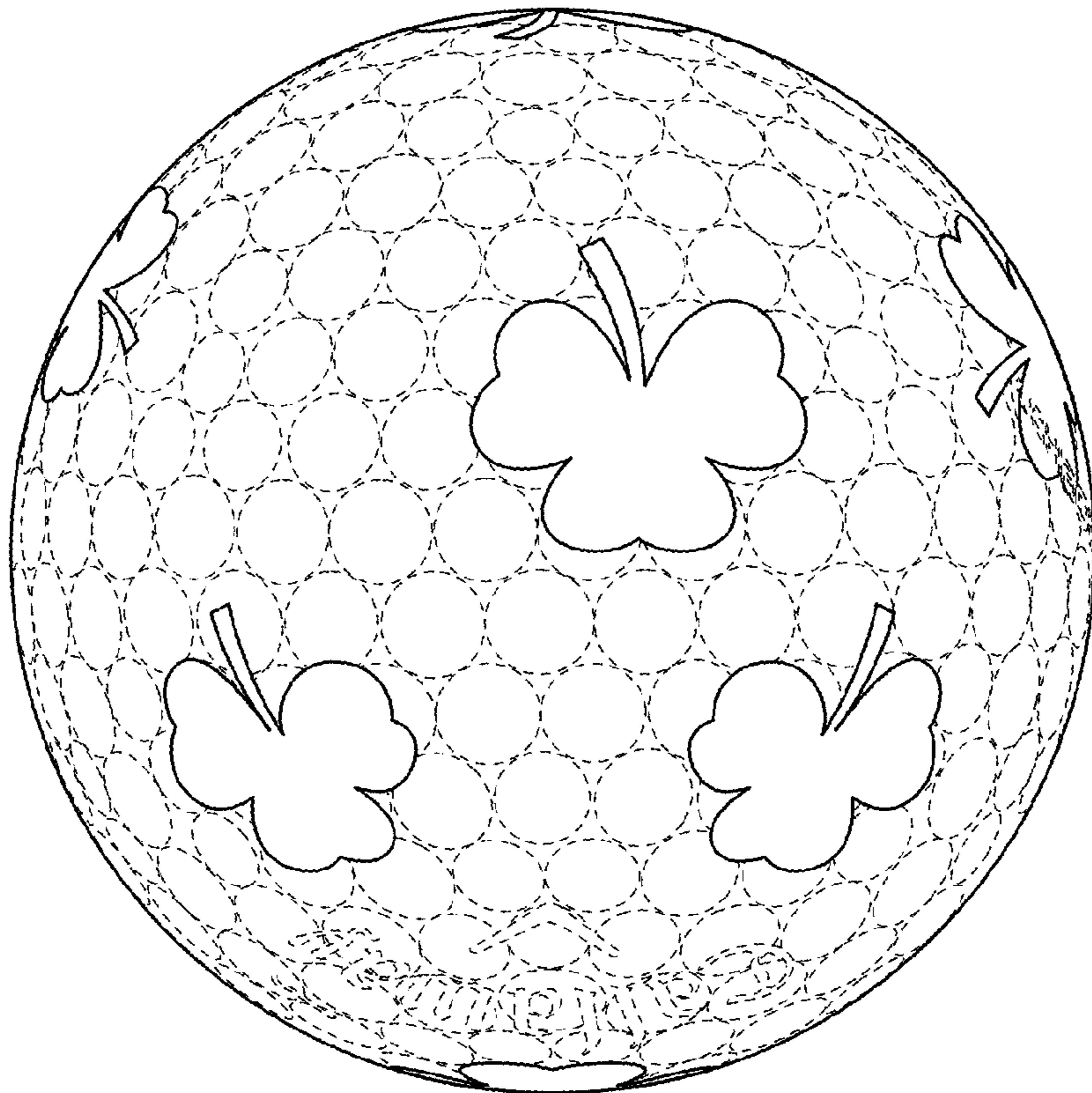


FIG. 6