



US00D906422S

(12) **United States Design Patent**
Huang

(10) **Patent No.:** **US D906,422 S**

(45) **Date of Patent:** **** Dec. 29, 2020**

(54) **PEN HOLDER**

(71) Applicant: **INFOMETRY LLC**, Wilmington, DE
(US)

(72) Inventor: **Jianfeng Huang**, Jinjiang (CN)

(**) Term: **15 Years**

(21) Appl. No.: **29/741,023**

(22) Filed: **Jul. 9, 2020**

(51) **LOC (12) Cl.** **19-06**

(52) **U.S. Cl.**
USPC **D19/85**

(58) **Field of Classification Search**
USPC D19/75, 77-85; D3/206, 273, 274, 294;
D9/414, 420, 423, 424; D15/81, 88
CPC A45C 9/00; A45C 11/34; A45C 11/36;
B43M 99/001; B43M 99/006; B43M
99/007; B43M 99/008; B43M 99/009
See application file for complete search history.

(56) **References Cited**

U.S. PATENT DOCUMENTS

D42,949 S *	8/1912	Perkins	D9/423
D49,217 S *	6/1916	King	D3/265
D82,770 S *	12/1930	Terry	D15/81
D87,882 S *	10/1932	Olsen	D15/88
D159,157 S *	6/1950	Koester	D9/757
D190,102 S *	4/1961	Murray et al.	D3/282
D218,134 S *	7/1970	Friedman	D3/294
D250,653 S *	12/1978	Tiedemann	D19/75
D269,249 S *	6/1983	Cillario	D9/424
D287,336 S *	12/1986	Roehrig	D3/295
D309,431 S *	7/1990	Sheehan	D9/424
D353,265 S *	12/1994	Newby, Sr.	D3/269
D380,505 S *	7/1997	Yang	D15/85
5,944,241 A *	8/1999	Globig	A01M 31/02 182/187
D444,177 S	6/2001	Carretta		
D454,689 S *	3/2002	Gonda	D3/294
D459,124 S *	6/2002	Le	D9/734

D462,996 S	9/2002	Foster		
D463,276 S *	9/2002	Piscopo	D9/420
D488,189 S	4/2004	Touzani		
D556,792 S *	12/2007	Moran	D15/81
D557,490 S	12/2007	Fedon		
7,334,669 B2 *	2/2008	Barker	A45C 7/0031 190/104
D618,257 S *	6/2010	Hanamure	D15/79
D651,248 S	12/2011	Yuan		
D707,446 S *	6/2014	Svahn	D3/273
D738,204 S *	9/2015	Akana	D9/418
D740,018 S *	10/2015	Zhang	D3/201

(Continued)

OTHER PUBLICATIONS

Infmetry Mini Fridge Shaped Pen Holder, \$14.00, 4 pages, online at infmetry.com, copyright date 2020.*

Primary Examiner — Elizabeth A. Albert
(74) *Attorney, Agent, or Firm* — KA Filing LLC; Cynthia W. Flanigan

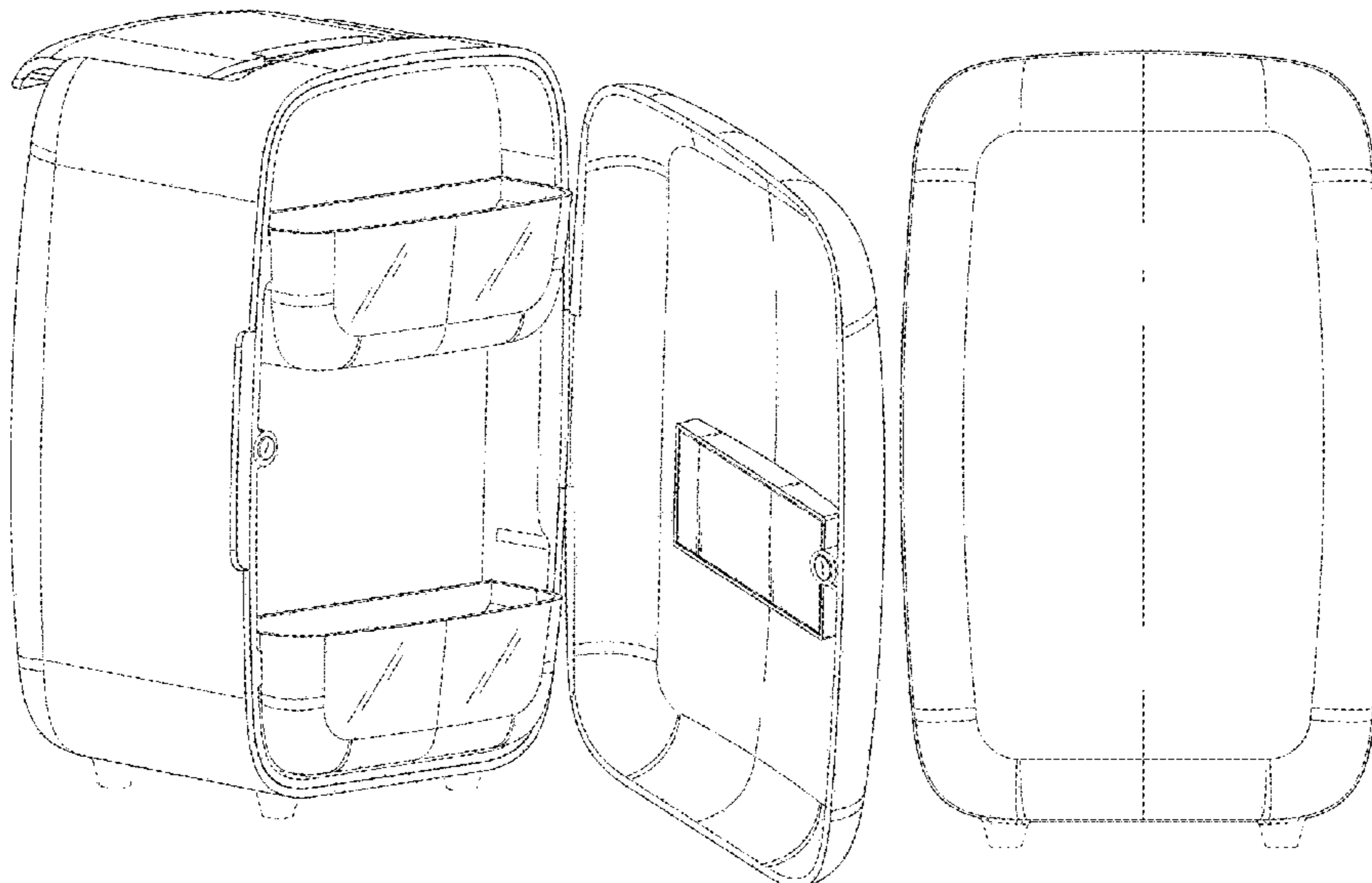
(57) **CLAIM**

I claim the ornamental design for a pen holder, as shown and described.

DESCRIPTION

FIG. 1 is a Perspective view of a pen holder showing my new design;
FIG. 2 is a perspective of a pen holder showing in open position;
FIG. 3 is a Front view thereof;
FIG. 4 is a Back view thereof;
FIG. 5 is a Right-side view thereof;
FIG. 6 is a Left-side view thereof;
FIG. 7 is a Top view thereof; and,
FIG. 8 is a Bottom view thereof.
The broken lines are for the purpose of illustrating portions of the article that form no part of the claim.

1 Claim, 7 Drawing Sheets



(56)

References Cited

U.S. PATENT DOCUMENTS

D762,979	S	*	8/2016	Verboven	D3/294
D772,572	S	*	11/2016	Palmborg	D3/294
D776,171	S	*	1/2017	Wang	D15/88
D807,929	S	*	1/2018	Feng	D15/81
D810,151	S	*	2/2018	Wang	D15/88
D826,152	S	*	8/2018	Christiansen	D13/108
D826,996	S	*	8/2018	Feng	D15/91
D839,583	S	*	2/2019	Cao	D3/201
D846,264	S	*	4/2019	Wu	D3/201
D850,224	S	*	6/2019	James	D7/701
D864,110	S	*	10/2019	Yoshimura	D13/108
D867,408	S	*	11/2019	Wang	D15/79
D870,451	S	*	12/2019	Birger	D3/201
D882,262	S	*	4/2020	Zhang	D3/294
D886,163	S	*	6/2020	Yao	D15/81
D886,455	S	*	6/2020	Williamson	D3/294
D888,109	S	*	6/2020	Kim	D15/79
D891,434	S	*	7/2020	Lee	D14/440
D891,773	S	*	8/2020	Meyer	D3/294
D894,123	S	*	8/2020	Xiong	D13/108
D896,501	S	*	9/2020	Guo	D3/203.3

* cited by examiner

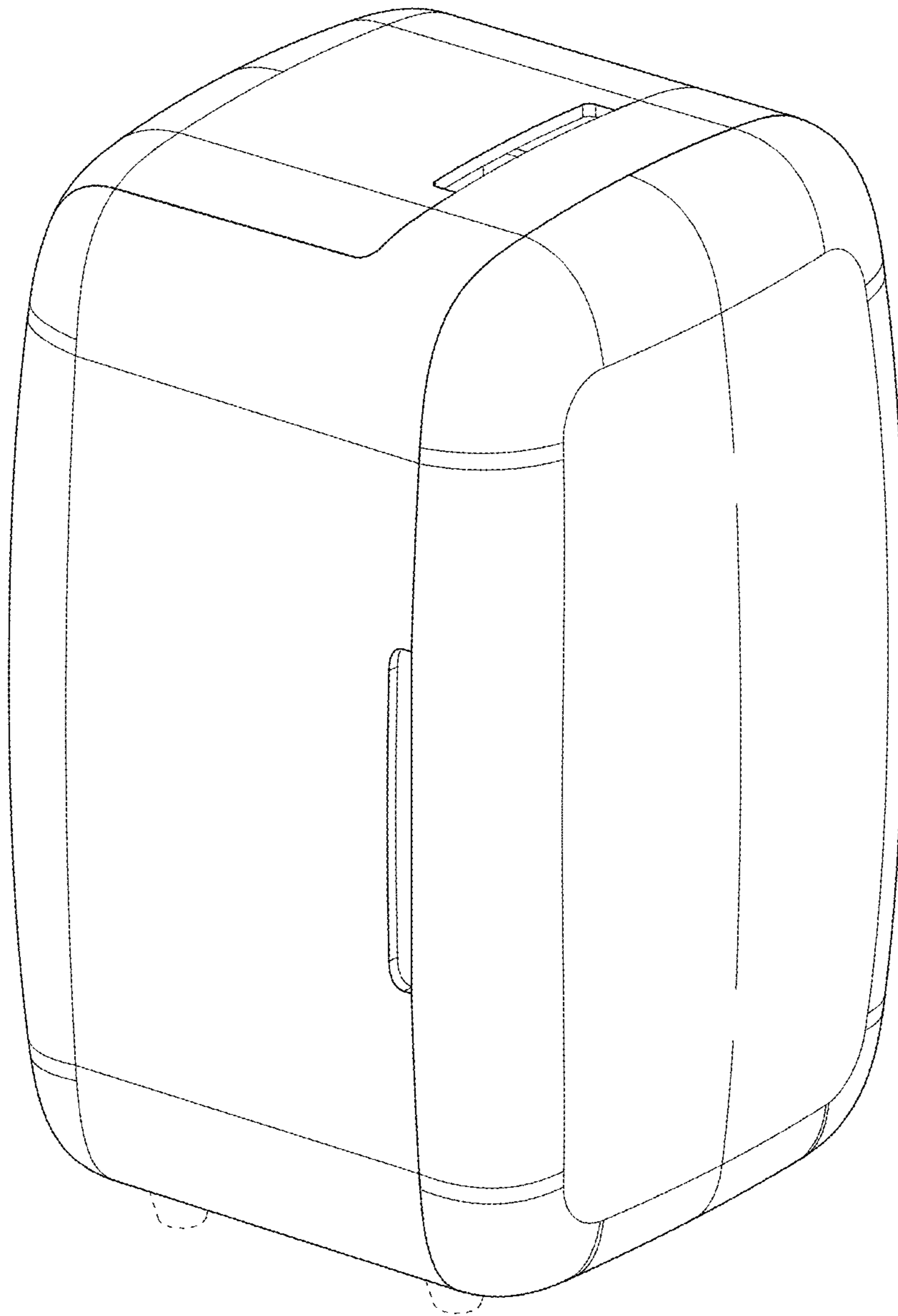


FIG. 1

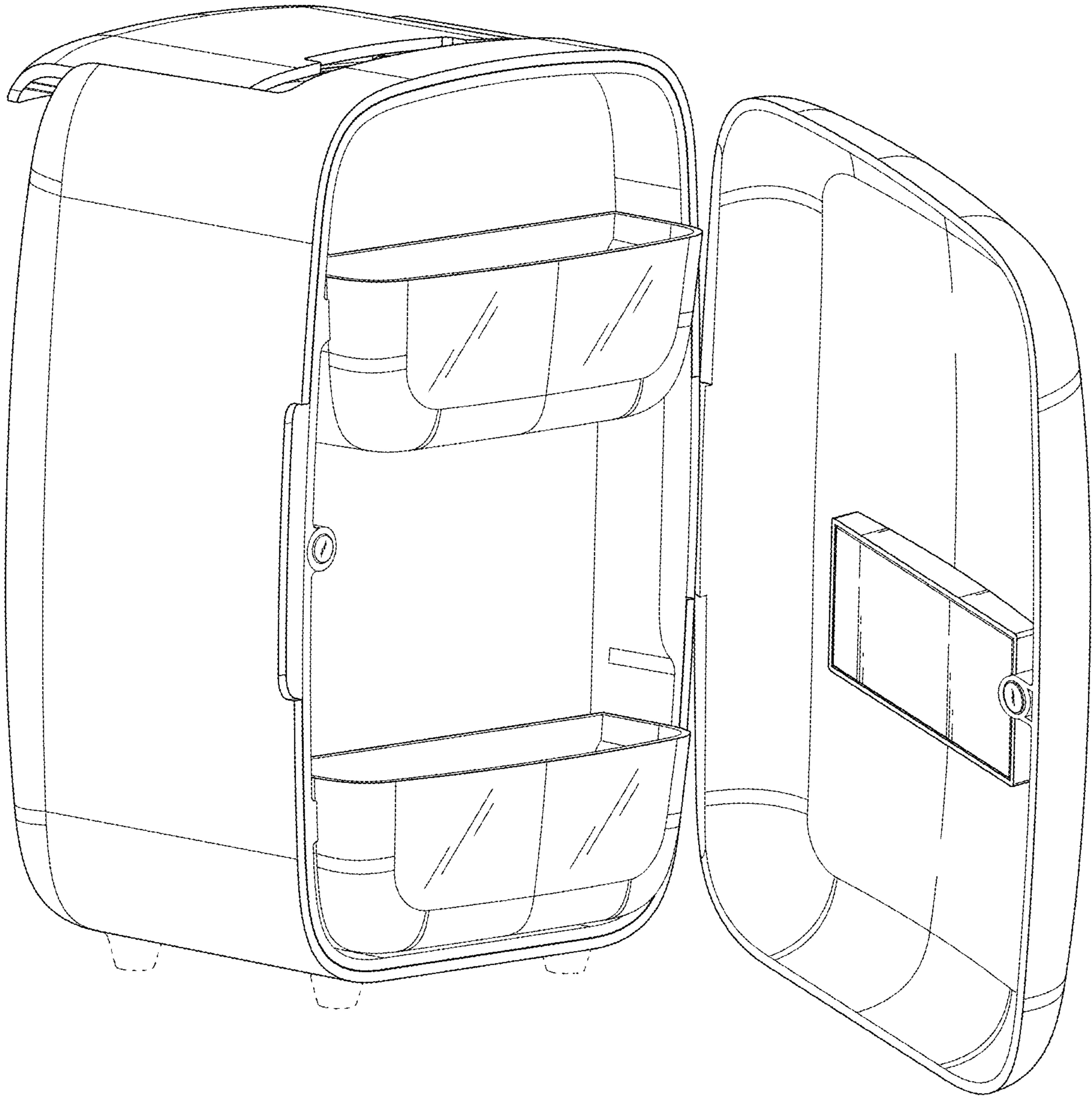


FIG. 2




FIG. 3

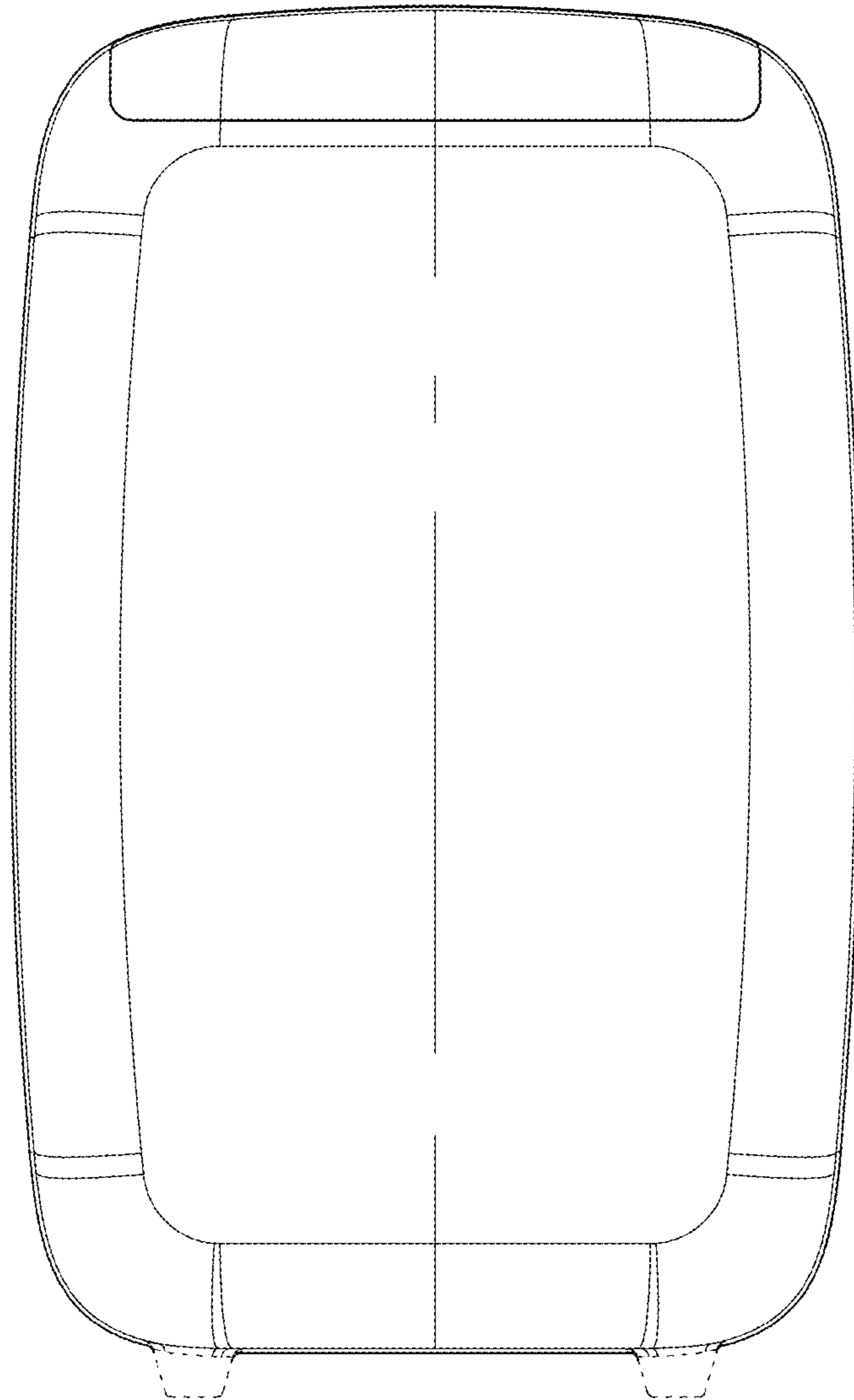


FIG. 4

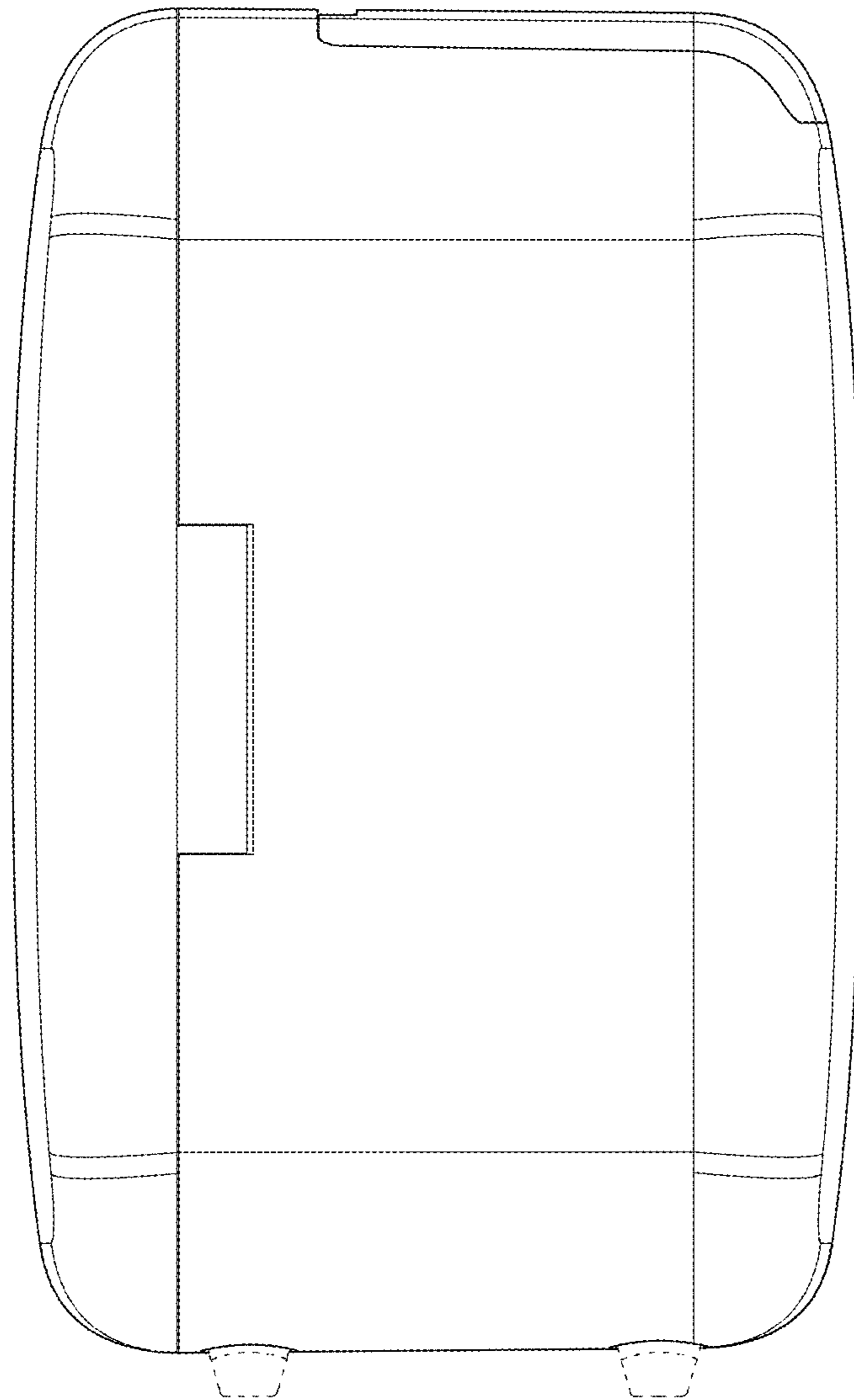


FIG. 5

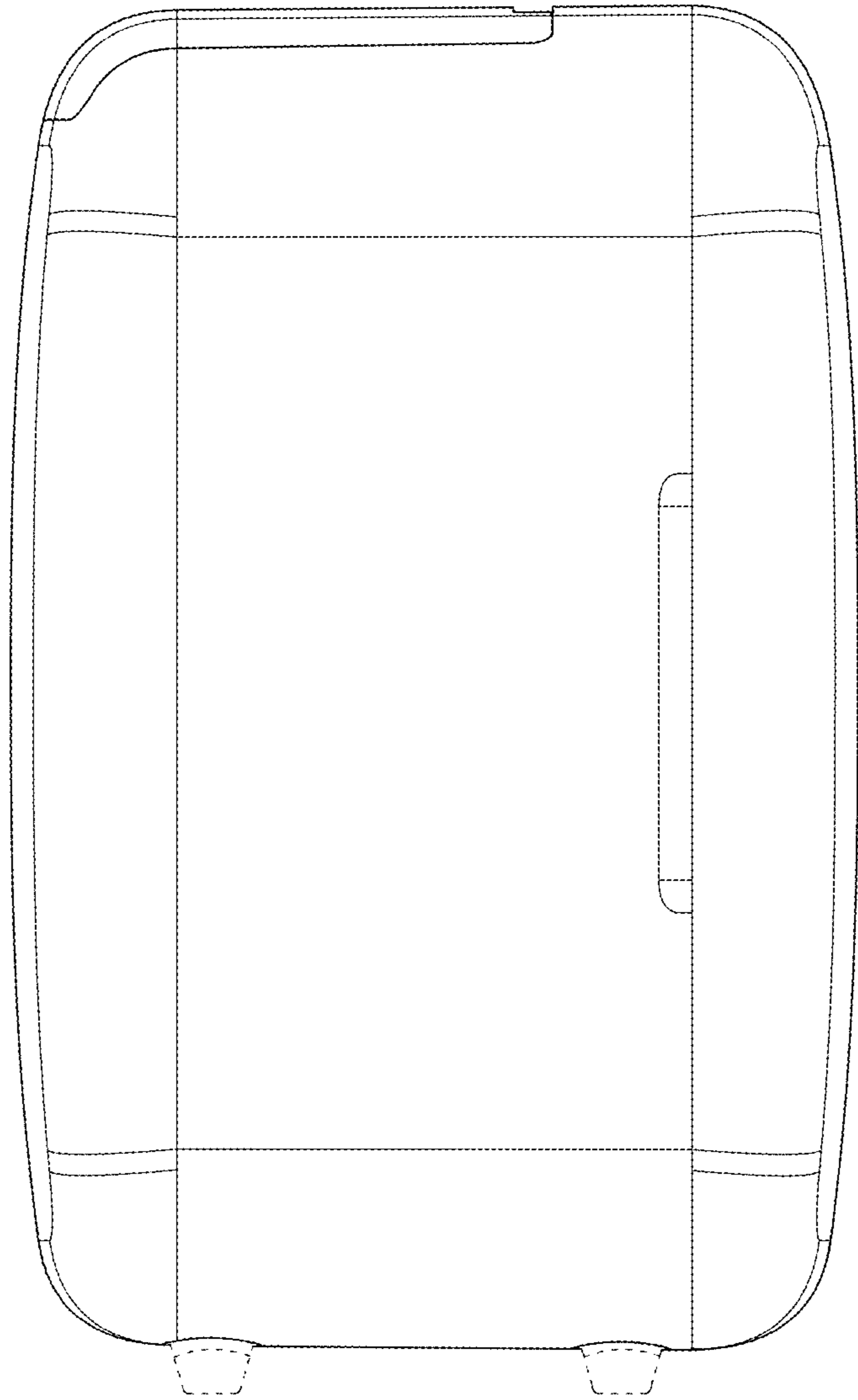


FIG. 6

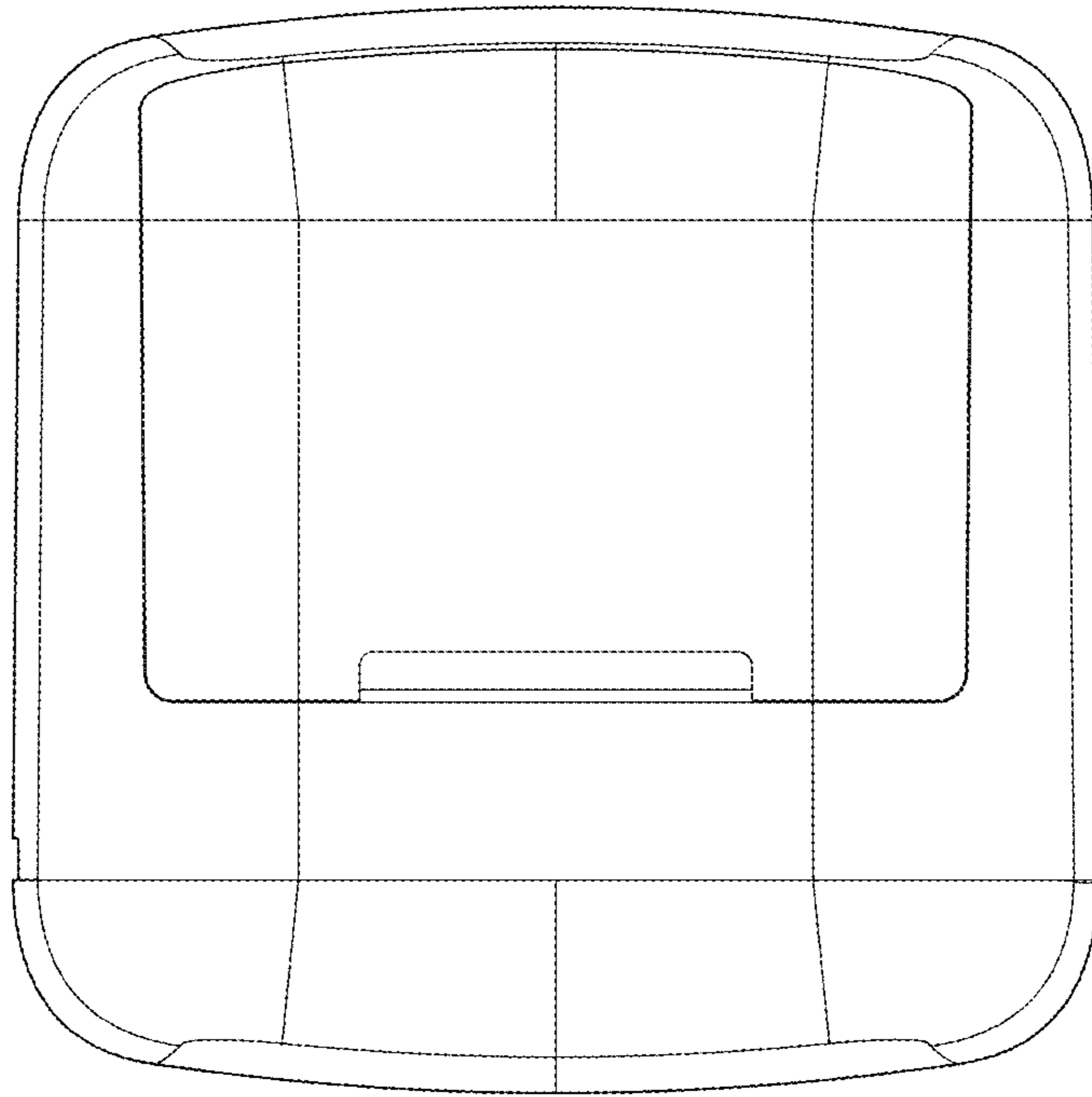


FIG. 7

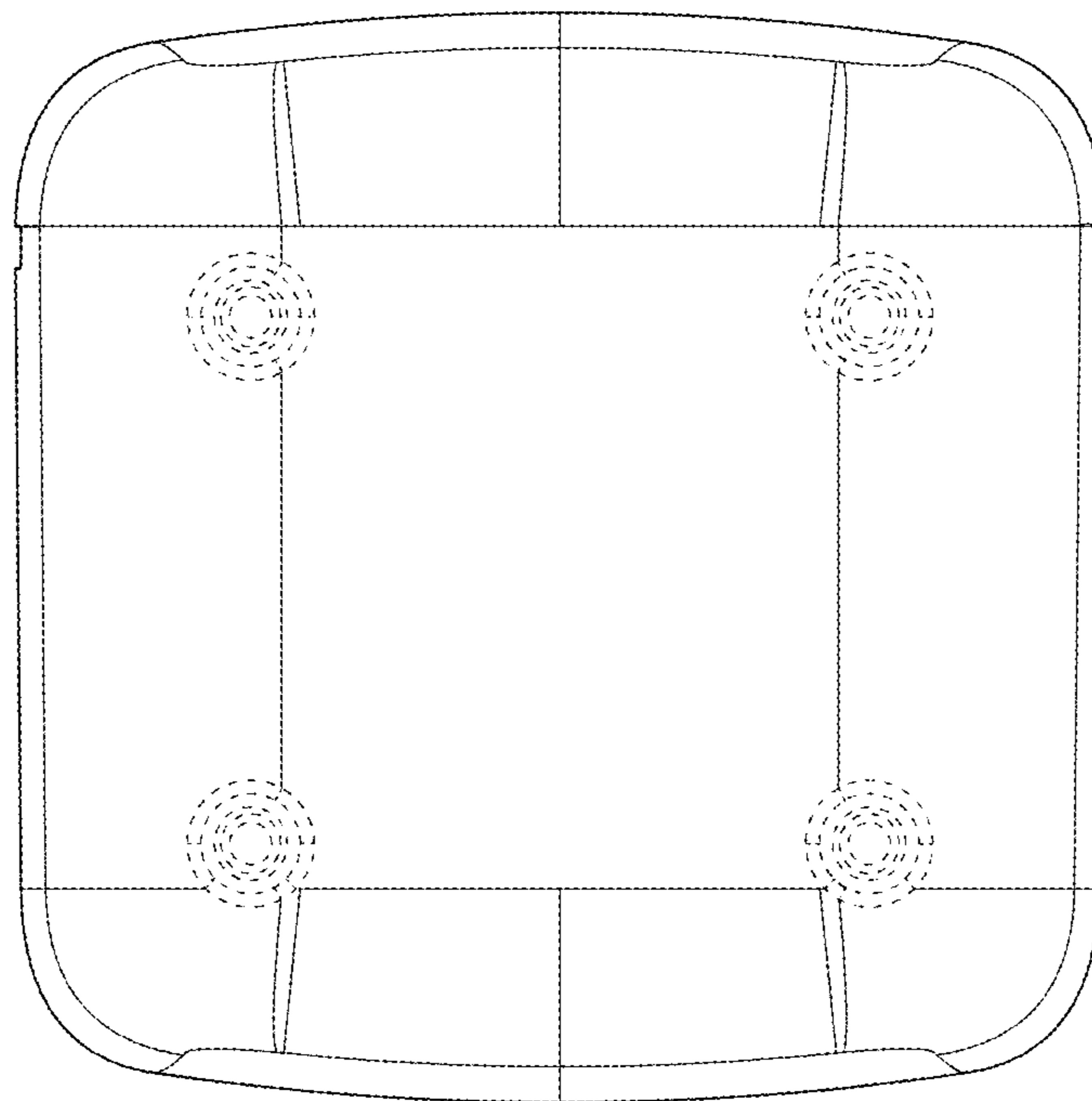


FIG. 8