



US00D906380S

(12) **United States Design Patent** (10) **Patent No.:** **US D906,380 S**  
**Murray et al.** (45) **Date of Patent:** **\*\* Dec. 29, 2020**

(54) **MACHINE HOUSING**  
(71) Applicant: **Victaulic Company**, Easton, PA (US)  
(72) Inventors: **Thomas W. Murray**, Philadelphia, PA (US); **Christopher J. Murray**, Philadelphia, PA (US)  
(73) Assignee: **Victaulic Company**, Easton, PA (US)  
(\*\*) Term: **15 Years**  
(21) Appl. No.: **29/665,283**  
(22) Filed: **Oct. 2, 2018**  
(51) **LOC (12) Cl.** ..... **15-09**  
(52) **U.S. Cl.**  
USPC ..... **D15/122**  
(58) **Field of Classification Search**  
USPC ..... D15/122-143, 145, 199  
See application file for complete search history.

(56) **References Cited**  
U.S. PATENT DOCUMENTS  
D241,160 S \* 8/1976 Gurian et al. .... D15/122  
D306,865 S 3/1990 Brown  
D415,175 S 10/1999 Lin  
D479,086 S 9/2003 Rivard et al.  
D494,988 S \* 8/2004 Tanaka ..... D15/122  
D559,871 S 1/2008 Kittaka et al.  
D567,263 S 4/2008 Sugihara et al.  
D604,342 S 11/2009 Lodridge  
D620,508 S 7/2010 Jacquet et al.  
D627,375 S 11/2010 Jacquet et al.  
D635,595 S 4/2011 Hiroshima et al.  
D667,032 S 9/2012 Egami  
D680,563 S \* 4/2013 Yang ..... D15/122  
D685,825 S 7/2013 Hoelbl

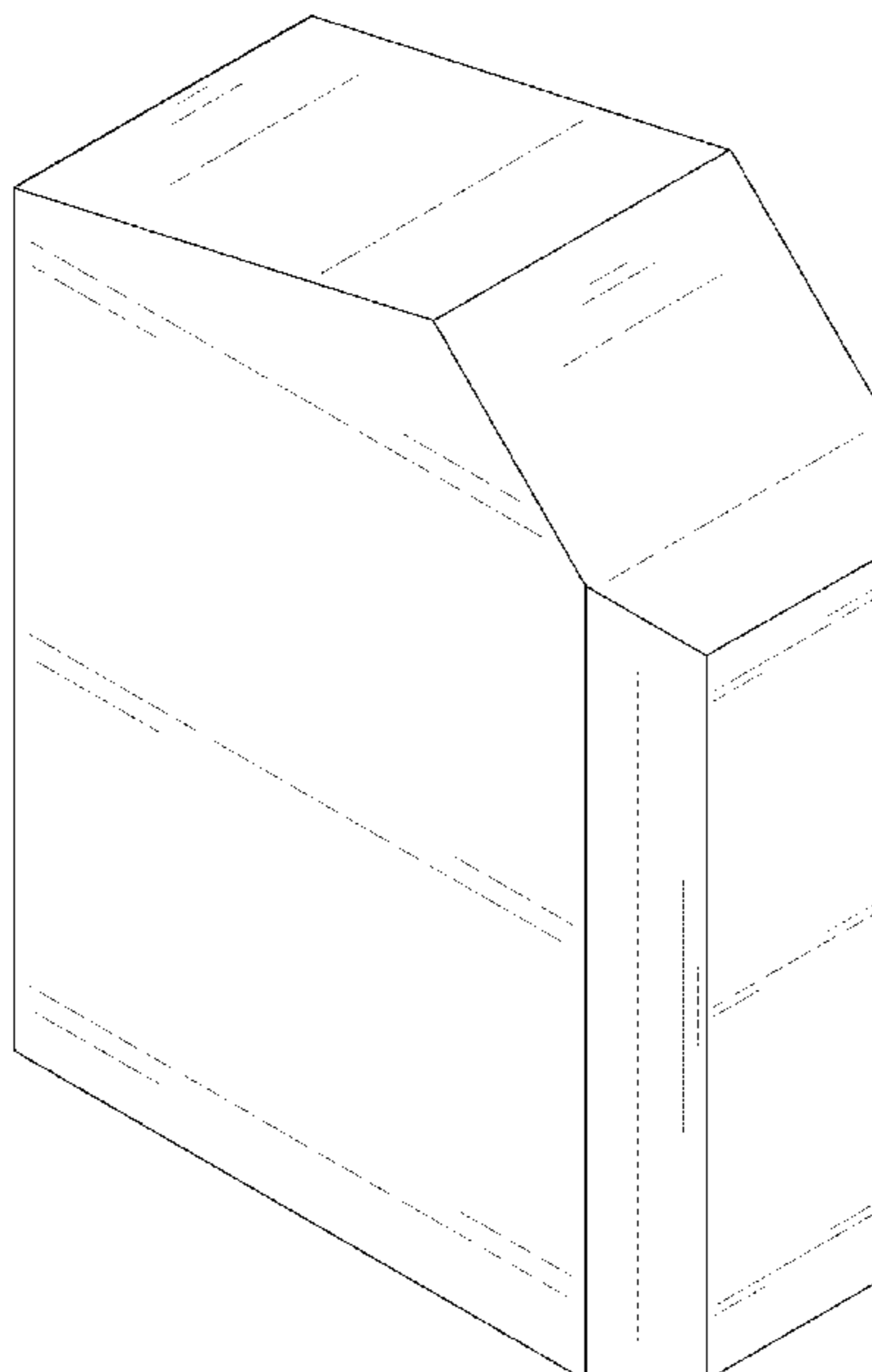
(Continued)

Primary Examiner — Patricia A Palasik

(74) *Attorney, Agent, or Firm* — Ballard Spahr LLP  
(57) **CLAIM**  
We claim the ornamental design for a machine housing, as shown and described.

**DESCRIPTION**  
The patent or application file contains at least one drawing executed in color. Copies of this patent or patent application publication with color drawing(s) will be provided by the Office upon request and payment of the necessary fee.  
FIG. 1 is an isometric view of our design for a machine housing;  
FIG. 2 is a right side view thereof;  
FIG. 3 is a left side view thereof;  
FIG. 4 is a front view thereof;  
FIG. 5 is a top view thereof;  
FIG. 6 is a bottom view thereof;  
FIG. 7 is a rear view thereof;  
FIG. 8 is an isometric view of our design for a machine housing;  
FIG. 9 is a right side view thereof;  
FIG. 10 is a left side view thereof;  
FIG. 11 is a front view thereof;  
FIG. 12 is a top view thereof;  
FIG. 13 is a bottom view thereof; and  
FIG. 14 is a rear view thereof;  
FIG. 15 is an isometric view of our design for a machine housing;  
FIG. 16 is a right side view thereof;  
FIG. 17 is a left side view thereof;  
FIG. 18 is a front view thereof;  
FIG. 19 is a top view thereof;  
FIG. 20 is a bottom view thereof; and,  
FIG. 21 is a rear view thereof.  
The stippling shown in FIGS. 8-14 indicates a contrast in color, but is unlimited as to the actual color.

**1 Claim, 21 Drawing Sheets**  
**(7 of 21 Drawing Sheet(s) Filed in Color)**



(56)

**References Cited**

## U.S. PATENT DOCUMENTS

D690,331 S	9/2013	Kitamura	
D690,744 S *	10/2013	Koide .....	D15/122
D693,859 S	11/2013	Kitamura	
D694,298 S	11/2013	Hoelbl	
D695,324 S	12/2013	Ballweg	
D716,351 S	10/2014	Kitamura et al.	
D718,795 S	12/2014	Schönherr et al.	
D729,290 S	5/2015	Yamada et al.	
D737,871 S	9/2015	Yamada et al.	
D742,440 S	11/2015	Lee et al.	
D751,612 S	3/2016	Kojima et al.	
D754,763 S	4/2016	Kraiböler et al.	
D755,861 S	5/2016	Schönherr et al.	
D759,736 S	6/2016	Huang	
D759,737 S	6/2016	Gramlich et al.	
D762,748 S	8/2016	Schönherr et al.	
D766,998 S	9/2016	Kao et al.	
D767,652 S	9/2016	Schönherr et al.	
D778,329 S *	2/2017	Grobe .....	D15/122
D858,590 S *	9/2019	Kazaoka .....	D15/122
D861,746 S *	10/2019	Clark, III .....	D15/122
D873,314 S *	1/2020	Gauthier .....	D15/122
D873,873 S *	1/2020	Sollberger .....	D15/122
D887,461 S *	6/2020	Malmen .....	D15/122

\* cited by examiner

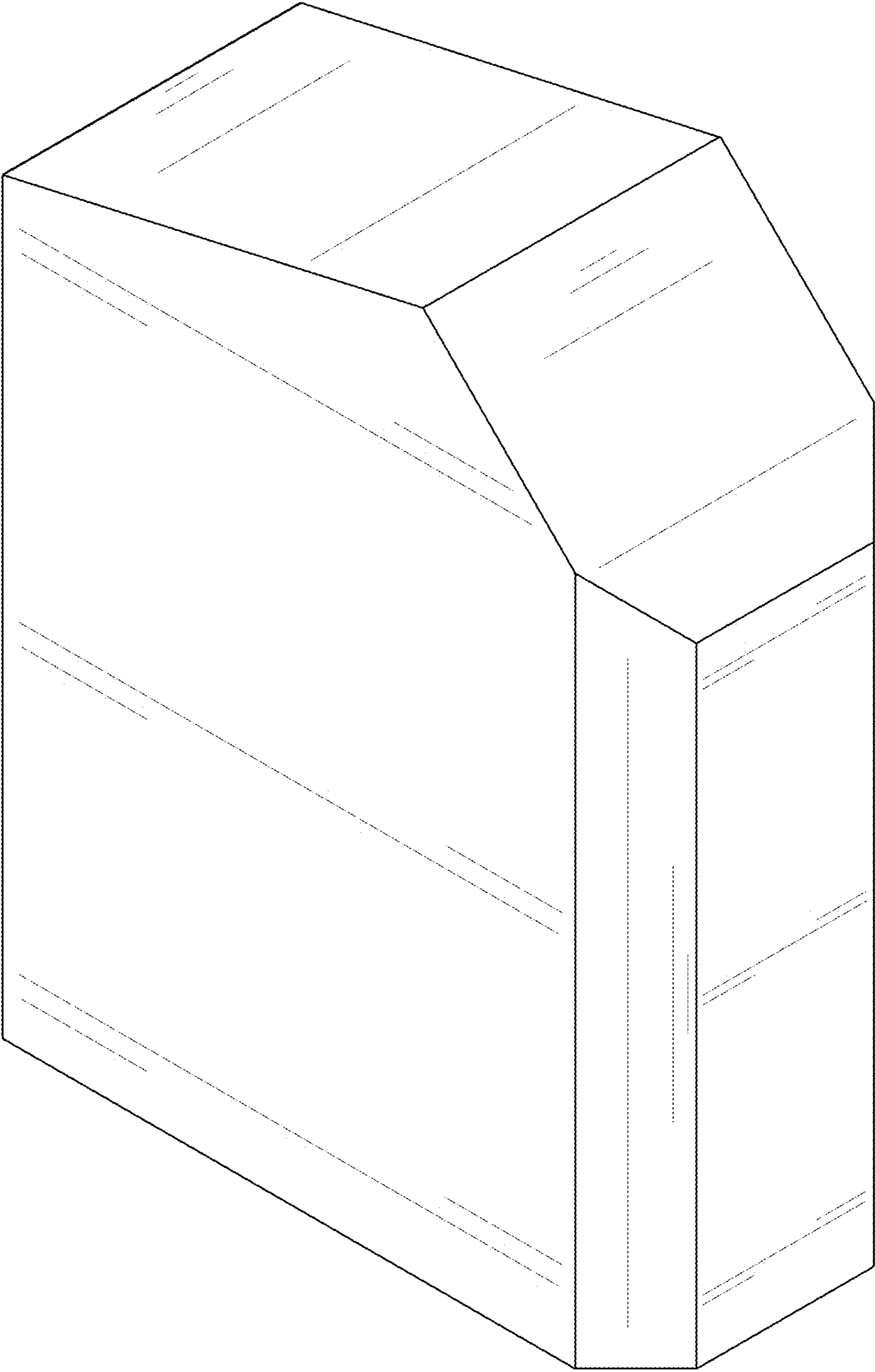


FIG. 1




FIG. 2




FIG. 3




FIG. 4




FIG. 5




FIG. 6






FIG. 7

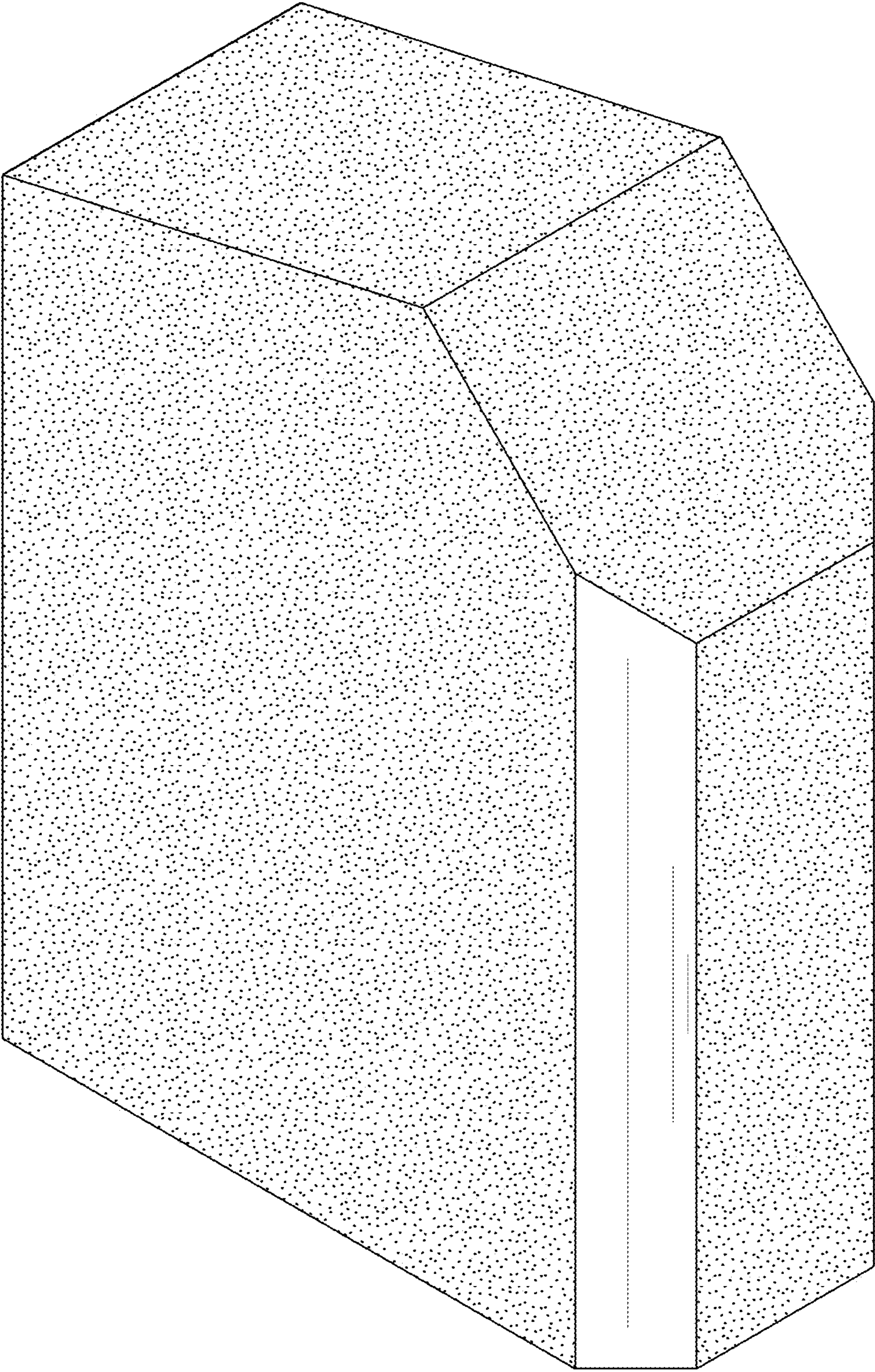


FIG. 8




FIG. 9




FIG. 10

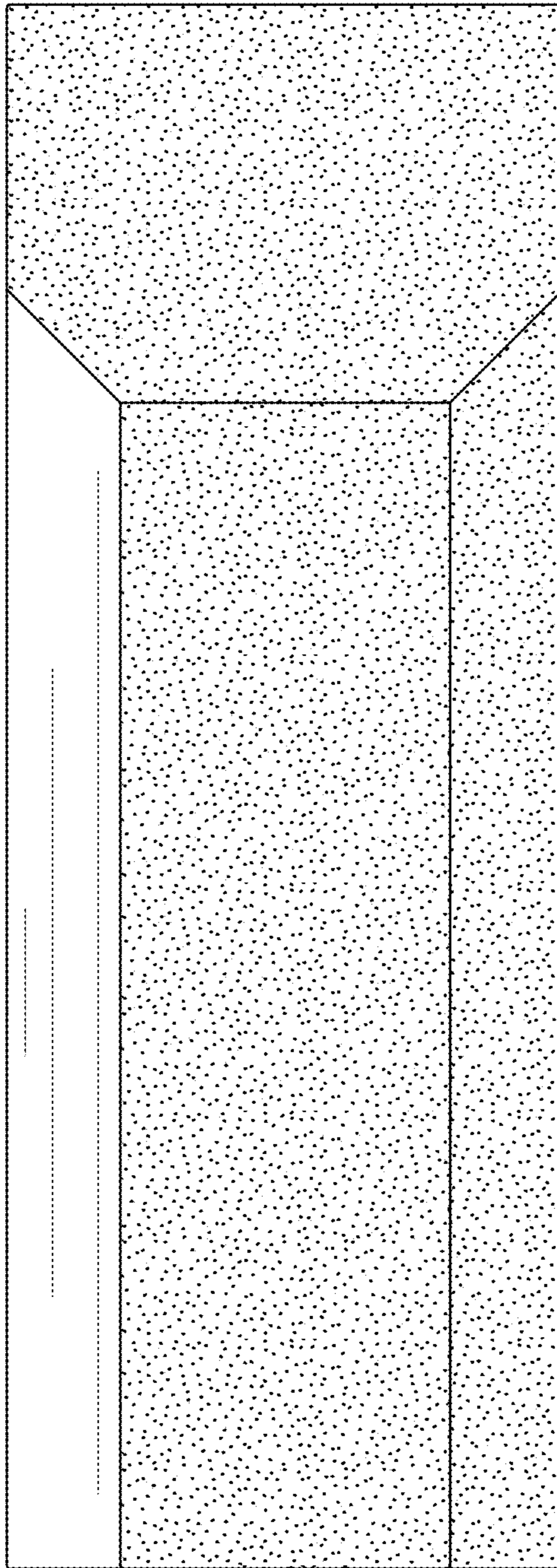


FIG. 11

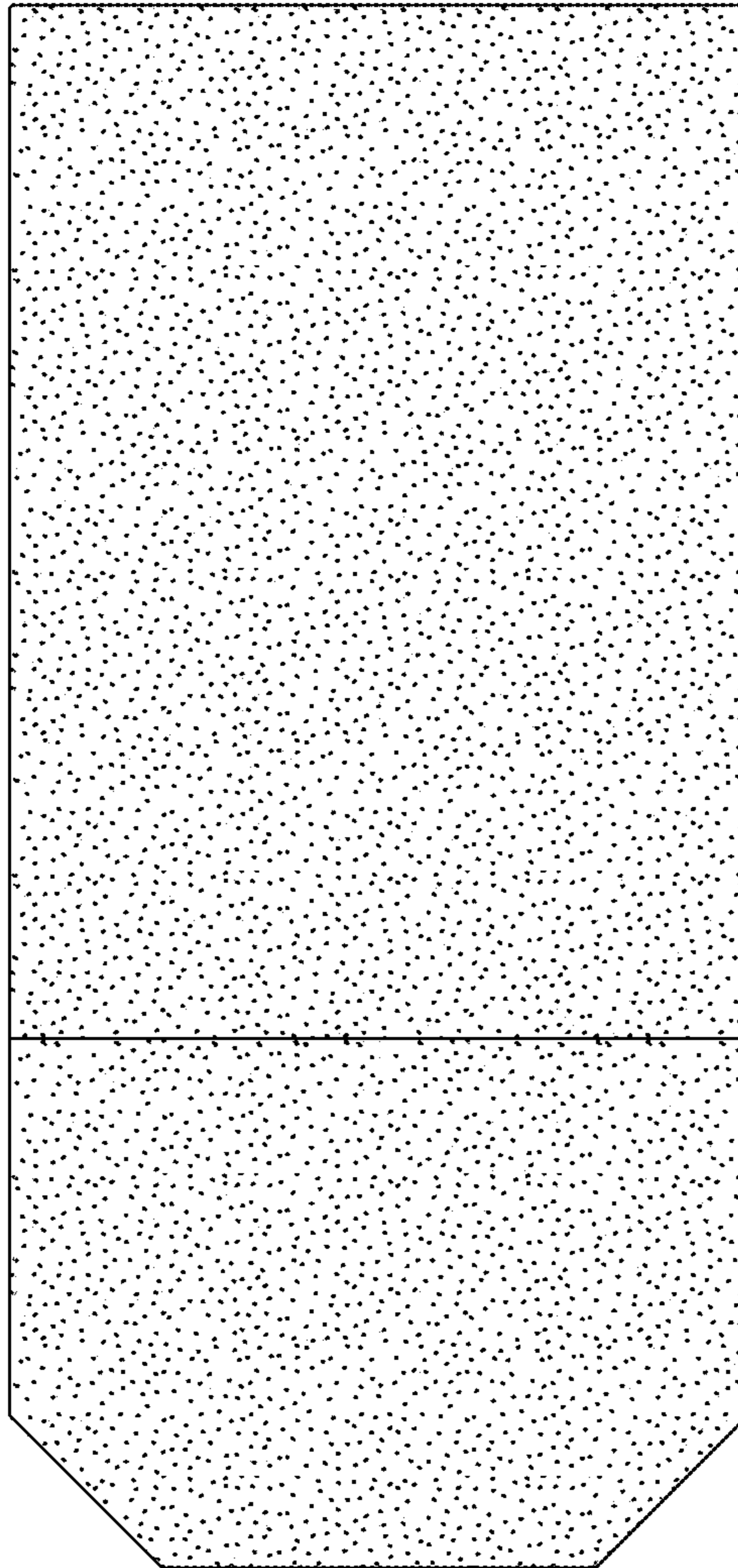


FIG. 12




FIG. 13




FIG. 14



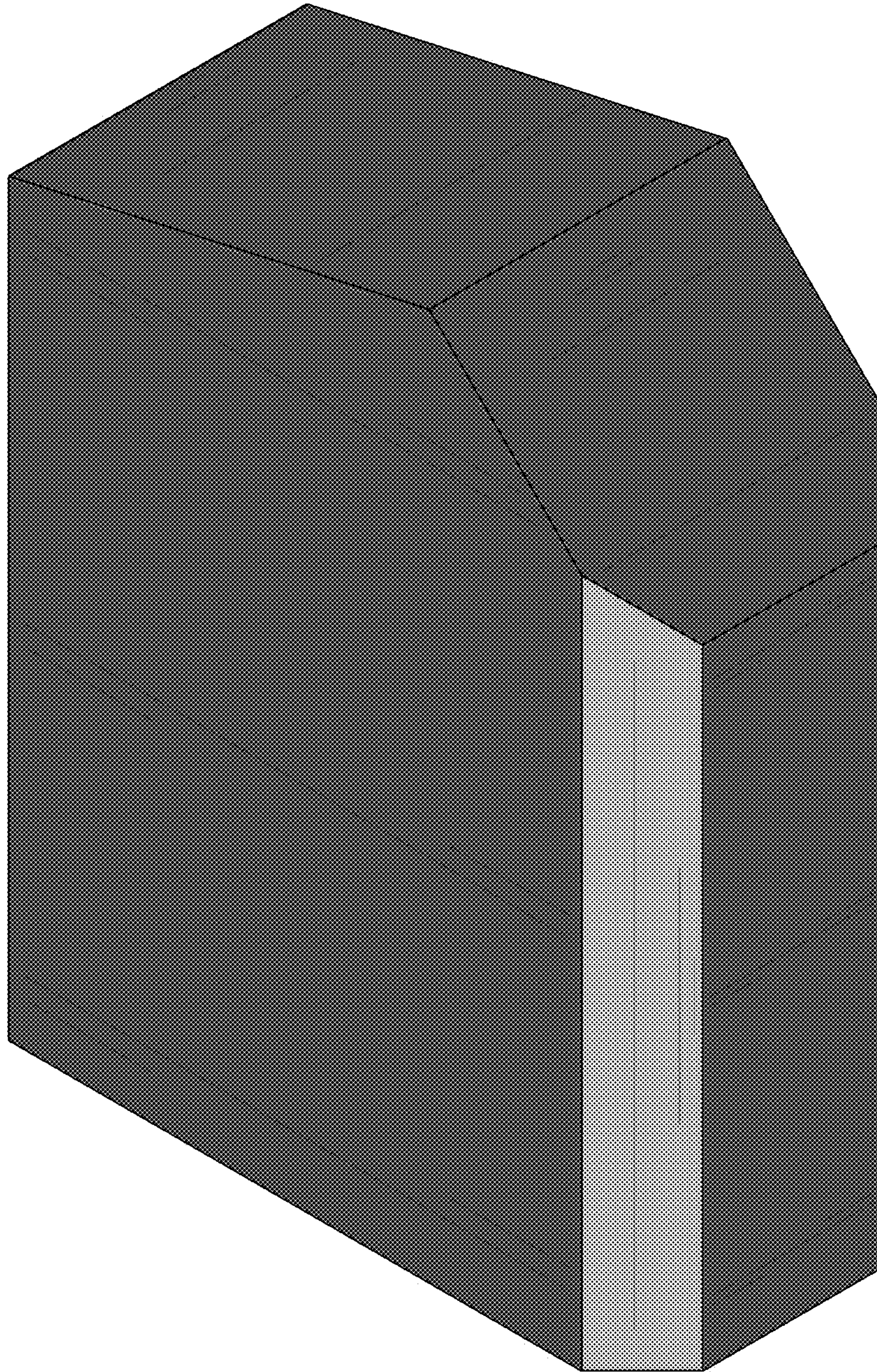


FIG. 15




FIG. 16




FIG. 17

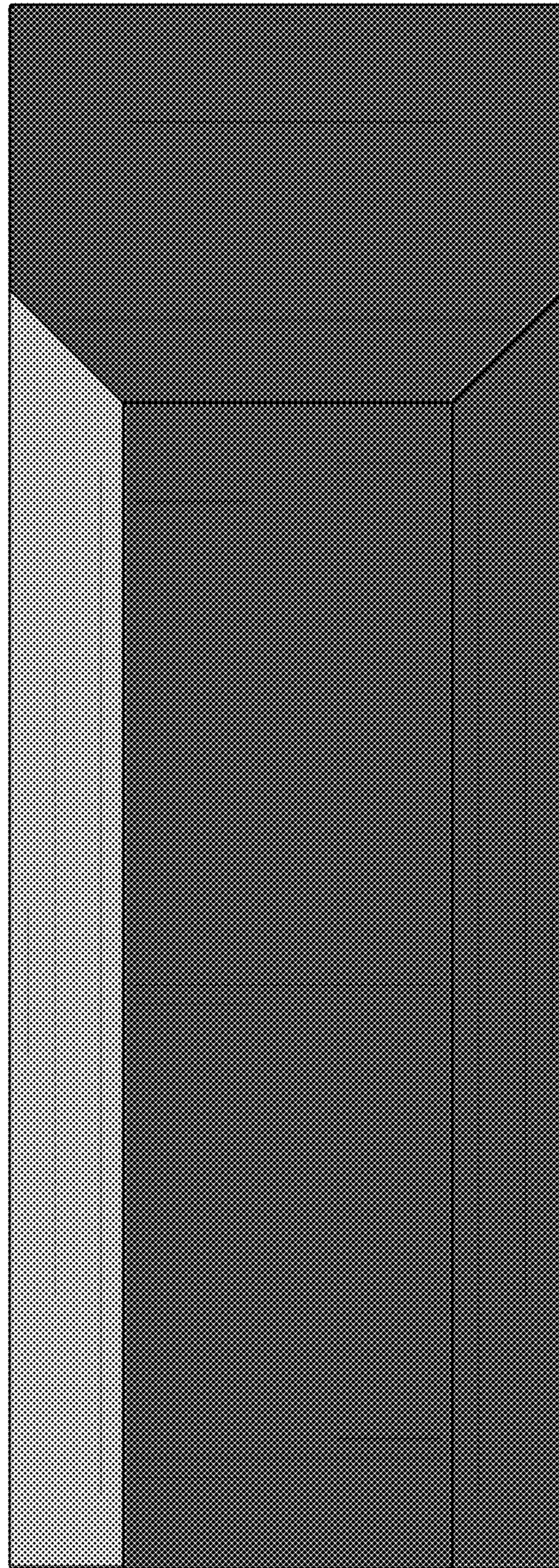


FIG. 18



FIG. 19




FIG. 20




FIG. 21