



US00D906376S

(12) **United States Design Patent** (10) **Patent No.:** **US D906,376 S**
Sinn et al. (45) **Date of Patent:** **** Dec. 29, 2020**

(54) **TIP FOR A GROUND ENGAGING MACHINE IMPLEMENT**

D391,583 S * 3/1998 Moreno D15/29
D399,511 S * 10/1998 Launder D15/27
D408,422 S * 4/1999 Moreno D15/29
D417,877 S 12/1999 Launder et al.
6,085,448 A * 7/2000 Gale E02F 9/2825
37/452

(71) Applicant: **Caterpillar Inc.**, Peoria, IL (US)

(72) Inventors: **Eric Sinn**, Tremont, IL (US); **Doug Serrurier**, Morton, IL (US); **Jason Jura**, Peoria, IL (US); **Corey Wells**, Peoria, IL (US)

(Continued)

(73) Assignee: **Caterpillar Inc.**, Peoria, IL (US)

(**) Term: **15 Years**

(21) Appl. No.: **29/737,775**

(22) Filed: **Jun. 11, 2020**

Related U.S. Application Data

(63) Continuation of application No. 29/689,075, filed on Apr. 26, 2019.

(51) **LOC (12) Cl.** **15-03**

(52) **U.S. Cl.**
USPC **D15/29**; D15/28

(58) **Field of Classification Search**
USPC D15/11, 28, 29; 37/456, 452, 450, 446, 37/454, 449, 453, 455, 903; 403/379.5, 403/DIG. 1; 111/152; 172/724, 730, 172/766, 770, 771, 721, 713, 699, 772
CPC Y10T 29/49826; Y10T 403/589; Y10T 403/7018; Y10T 403/7075; E02F 9/28; E02F 9/2825; E02F 9/2833; E02F 9/2866; E02F 9/2858; E02F 9/2808; E02F 9/2841
See application file for complete search history.

(56) **References Cited**

U.S. PATENT DOCUMENTS

D272,980 S 3/1984 Kappahn
D274,434 S 6/1984 Nilsson
D275,859 S 10/1984 Nilsson
5,561,925 A * 10/1996 Livesay E02F 9/2825
37/452

FOREIGN PATENT DOCUMENTS

CL 201200897 4/2012
CL 201200898 4/2012
KR 101250165 B1 4/2013

OTHER PUBLICATIONS

U.S. Appl. No. 61/545,107, filed Oct. 7, 2011. (Unpublished).

Primary Examiner — Mark A Goodwin

(74) *Attorney, Agent, or Firm* — Saidman Design Law Group

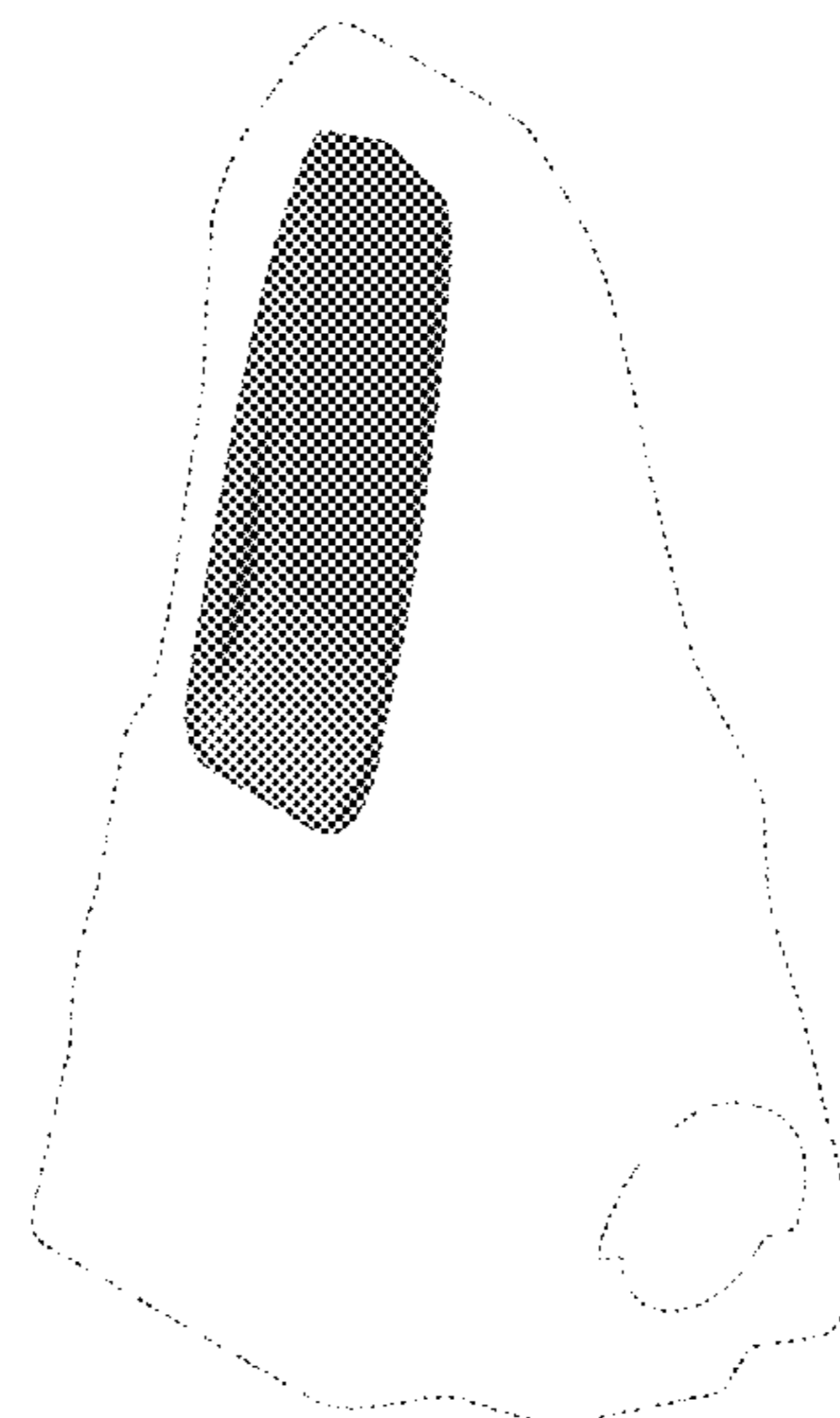
(57) **CLAIM**

The ornamental design for a tip for a ground engaging machine implement, as shown and described.

DESCRIPTION

FIG. 1 is a perspective view of a tip for a ground engaging machine implement showing our new design;
FIG. 2 is front view thereof;
FIG. 3 is a rear view thereof;
FIG. 4 is a left side view thereof;
FIG. 5 is a right side view thereof;
FIG. 6 is a top view thereof; and,
FIG. 7 is a bottom view thereof.
Grayscale shading illustrates contour.
The broken lines illustrate structure or features which form no part of the claimed design.
The dot-dash broken lines illustrate boundaries which form no part of the claimed design.

1 Claim, 6 Drawing Sheets



(56)

References Cited

U.S. PATENT DOCUMENTS

6,871,426 B2 3/2005 Keech
 7,739,814 B2 6/2010 Carpenter
 D706,307 S 6/2014 Renski
 D707,264 S 6/2014 Renski
 8,943,717 B2 2/2015 Renski
 D727,367 S 4/2015 Renski
 D727,368 S 4/2015 Renski
 D727,369 S 4/2015 Renski
 D727,979 S 4/2015 Renski
 D727,980 S 4/2015 Renski et al.
 D727,981 S 4/2015 Renski
 D727,982 S 4/2015 Renski
 D728,635 S 5/2015 Kunz
 D748,679 S 2/2016 Renski
 D748,681 S 2/2016 Renski
 D748,685 S 2/2016 Kunz
 D749,146 S 2/2016 Renski
 D749,147 S 2/2016 Kunz
 D774,108 S 12/2016 Balan
 D774,110 S 12/2016 Balan
 D774,565 S 12/2016 Balan
 D774,567 S 12/2016 Balan
 D775,240 S 12/2016 Balan et al.
 D775,241 S 12/2016 Balan
 D775,242 S 12/2016 Balan
 D784,424 S 4/2017 Renski
 9,624,651 B2 4/2017 Renski
 D790,606 S 6/2017 Balan et al.

D790,607 S 6/2017 Balan et al.
 D803,274 S * 11/2017 Serrurier D15/29
 D803,275 S * 11/2017 Serrurier D15/29
 D803,898 S * 11/2017 Serrurier D15/29
 D803,900 S * 11/2017 Serrurier D15/29
 D803,902 S * 11/2017 Serrurier D15/29
 D805,112 S * 12/2017 Serrurier D15/29
 D805,562 S 12/2017 Serrurier
 D806,139 S 12/2017 Serrurier
 D806,140 S 12/2017 Serrurier
 D806,141 S 12/2017 Serrurier
 D806,142 S 12/2017 Serrurier
 D832,310 S 10/2018 Balan
 D806,759 S 11/2018 Serrurier et al.
 D840,441 S 2/2019 Serrurier
 D857,761 S 8/2019 Balan
 D857,762 S 8/2019 Kunz
 2003/0005606 A1 * 1/2003 Carpenter E02F 9/2833
 37/452
 2004/0010949 A1 1/2004 Laguarda
 2012/0131821 A1 5/2012 Brufau
 2012/0260540 A1 10/2012 Guimaraes
 2012/0297649 A1 11/2012 Gomar
 2013/0333254 A1 12/2013 Wallis
 2014/0259806 A1 9/2014 Rimmey
 2014/0259808 A1 9/2014 Lahood
 2015/0167278 A1 6/2015 Rivera
 2017/0051475 A1 2/2017 Perez
 2017/0241108 A1 8/2017 Kokos
 2018/0171601 A1 6/2018 Serrurier

* cited by examiner

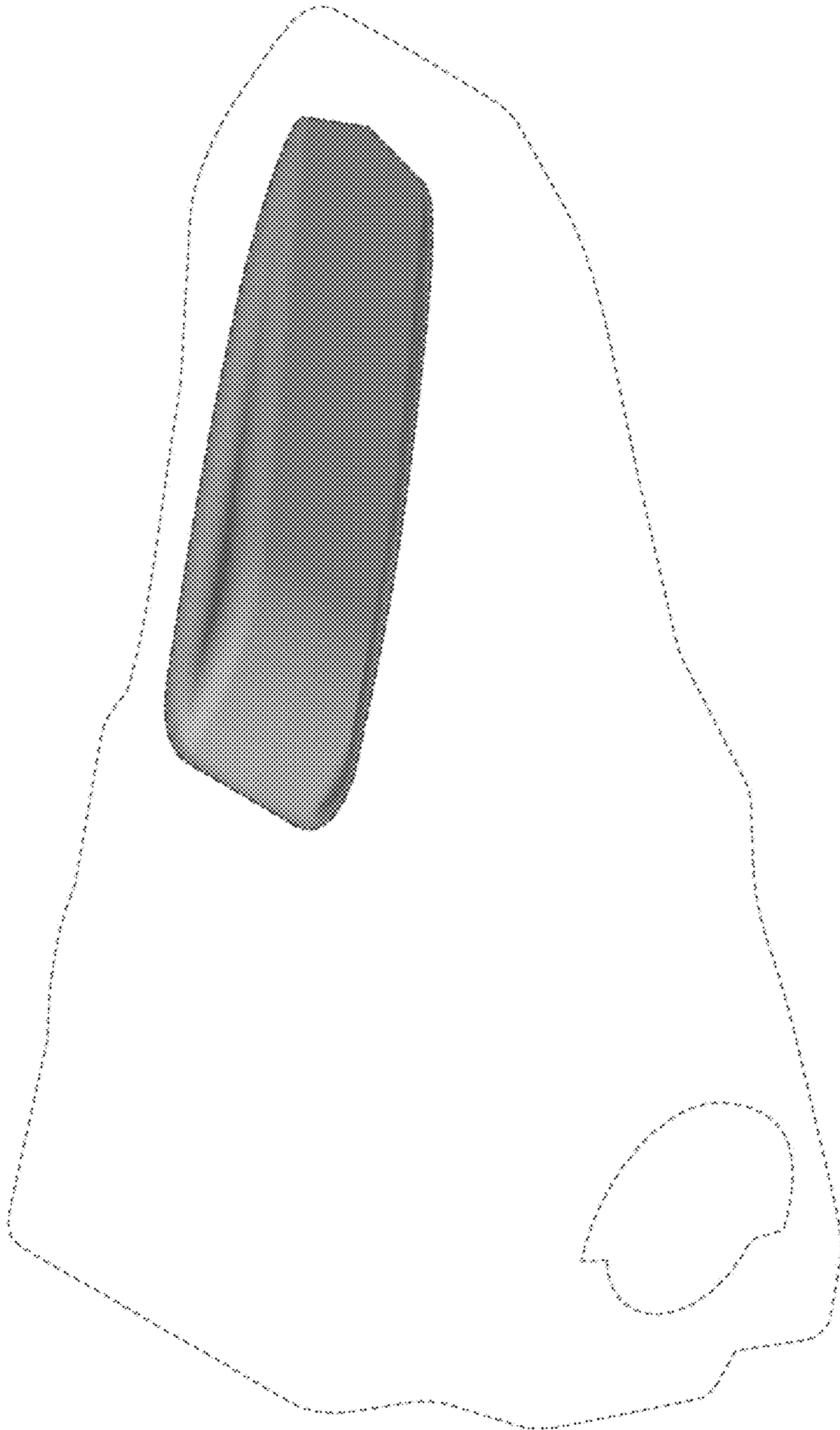


FIG. 1

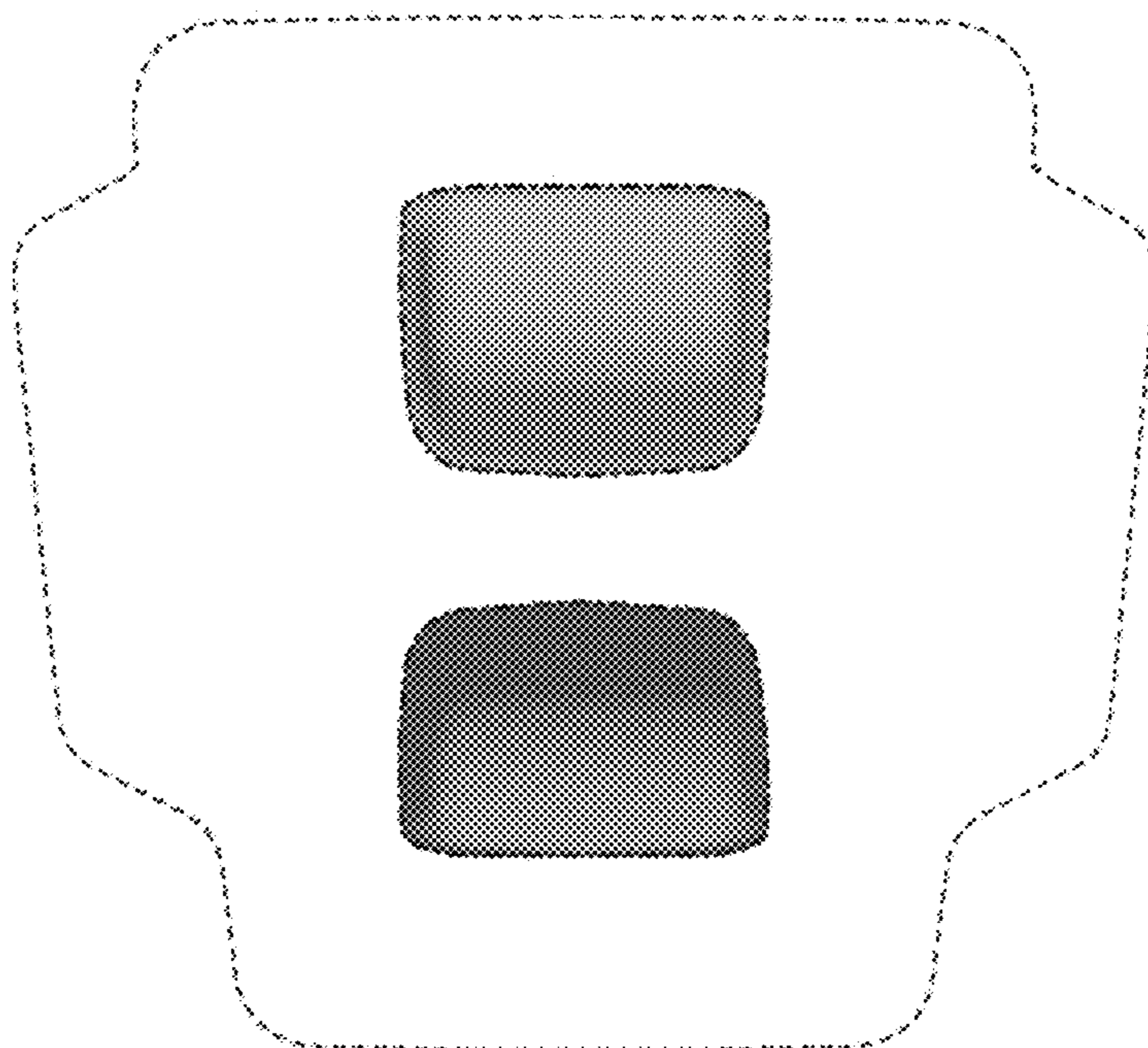


FIG. 2




FIG. 3

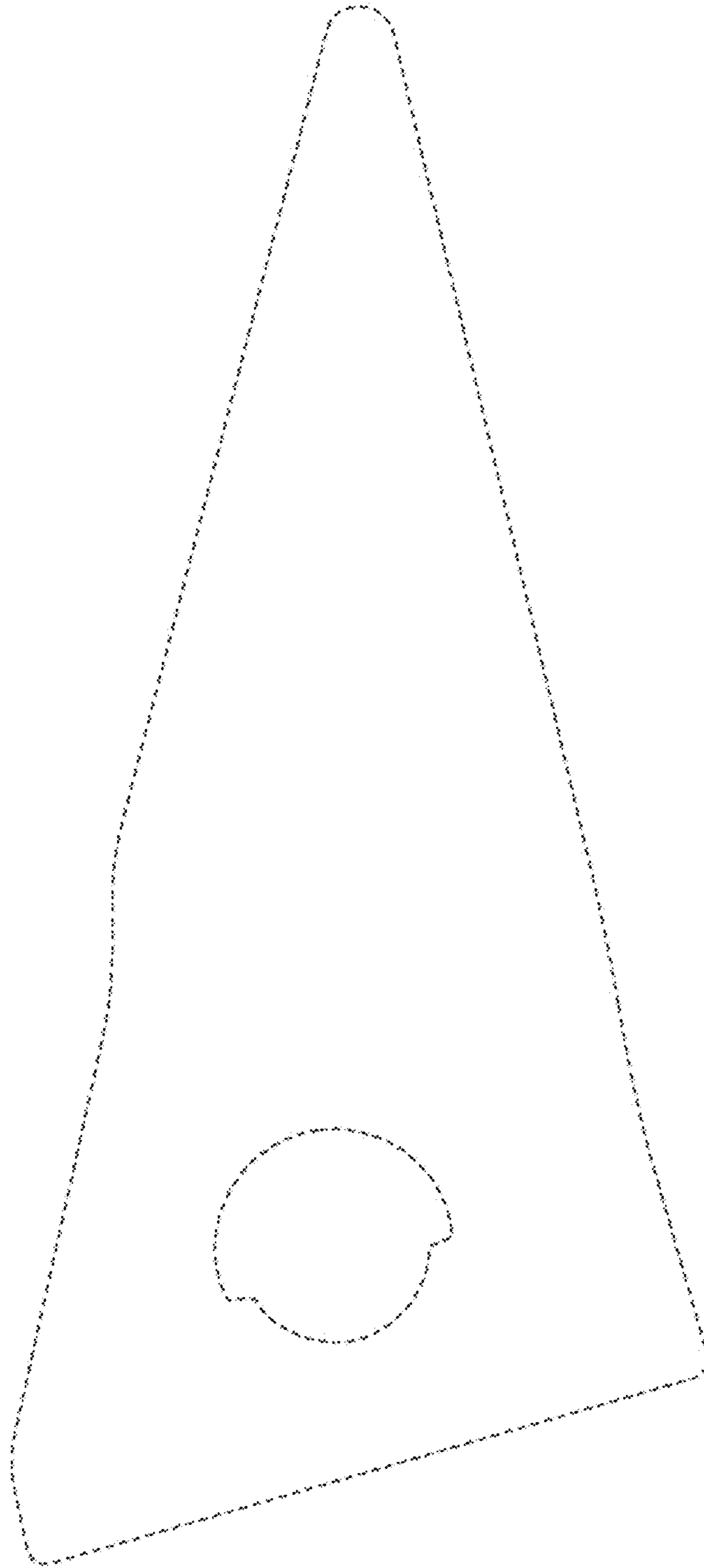


FIG. 4

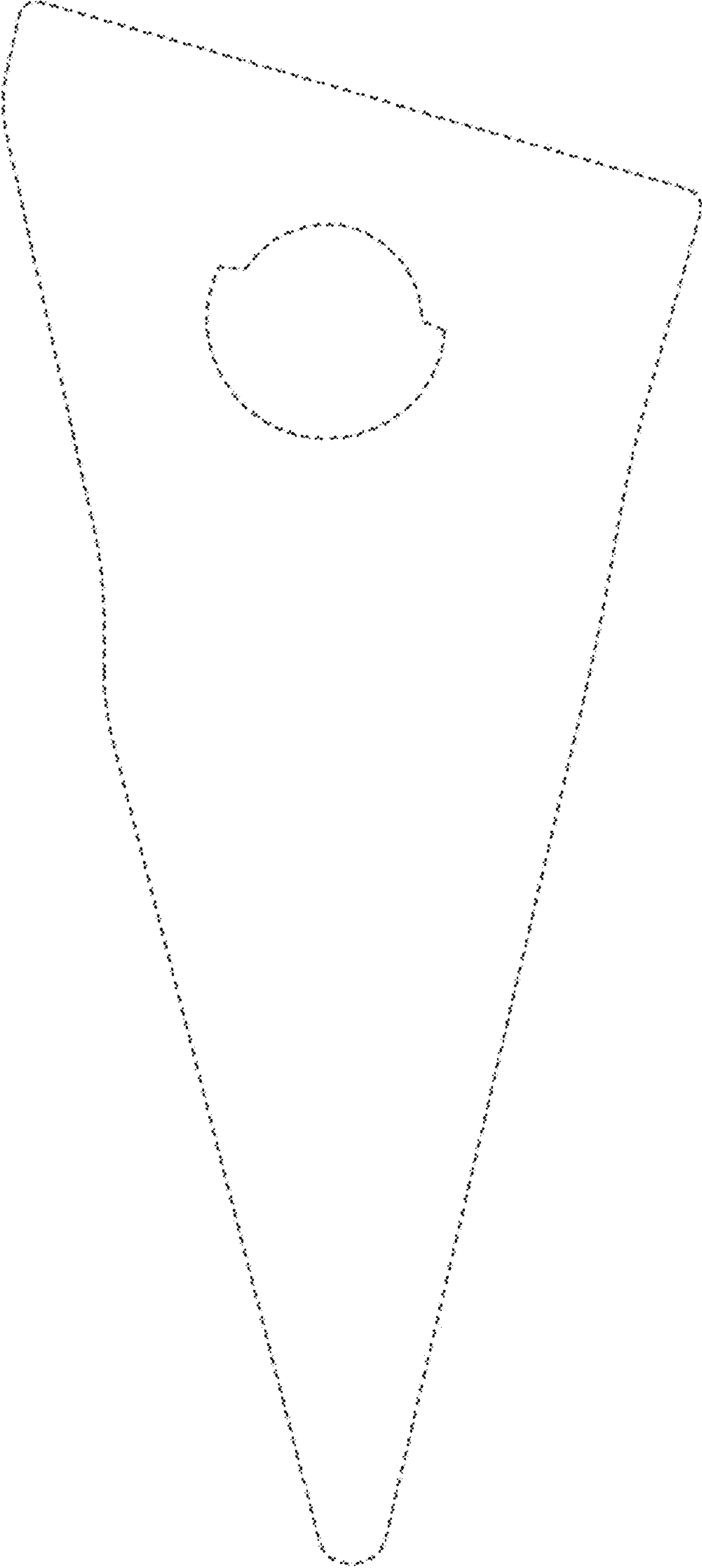


FIG. 5

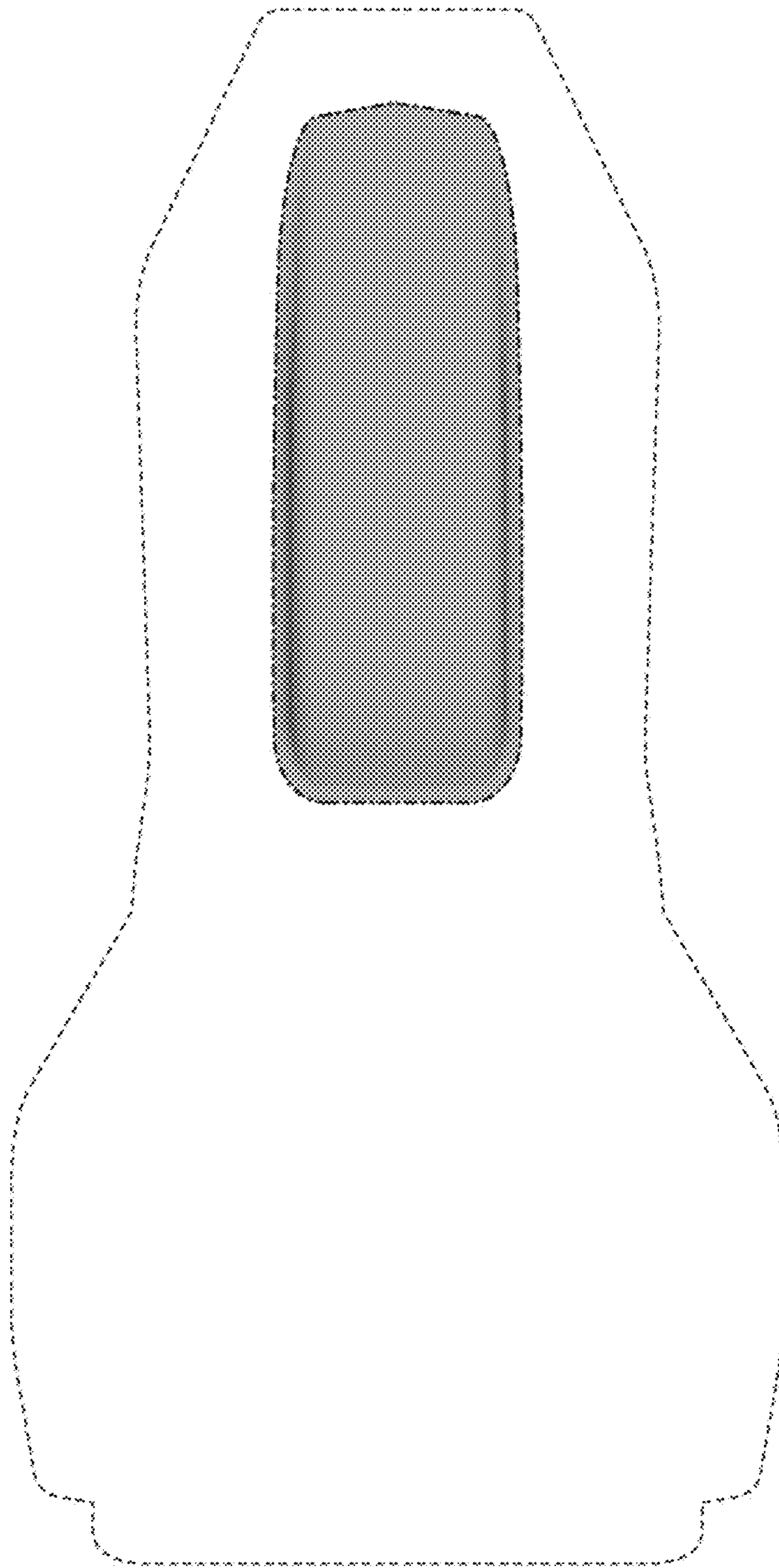


FIG. 6

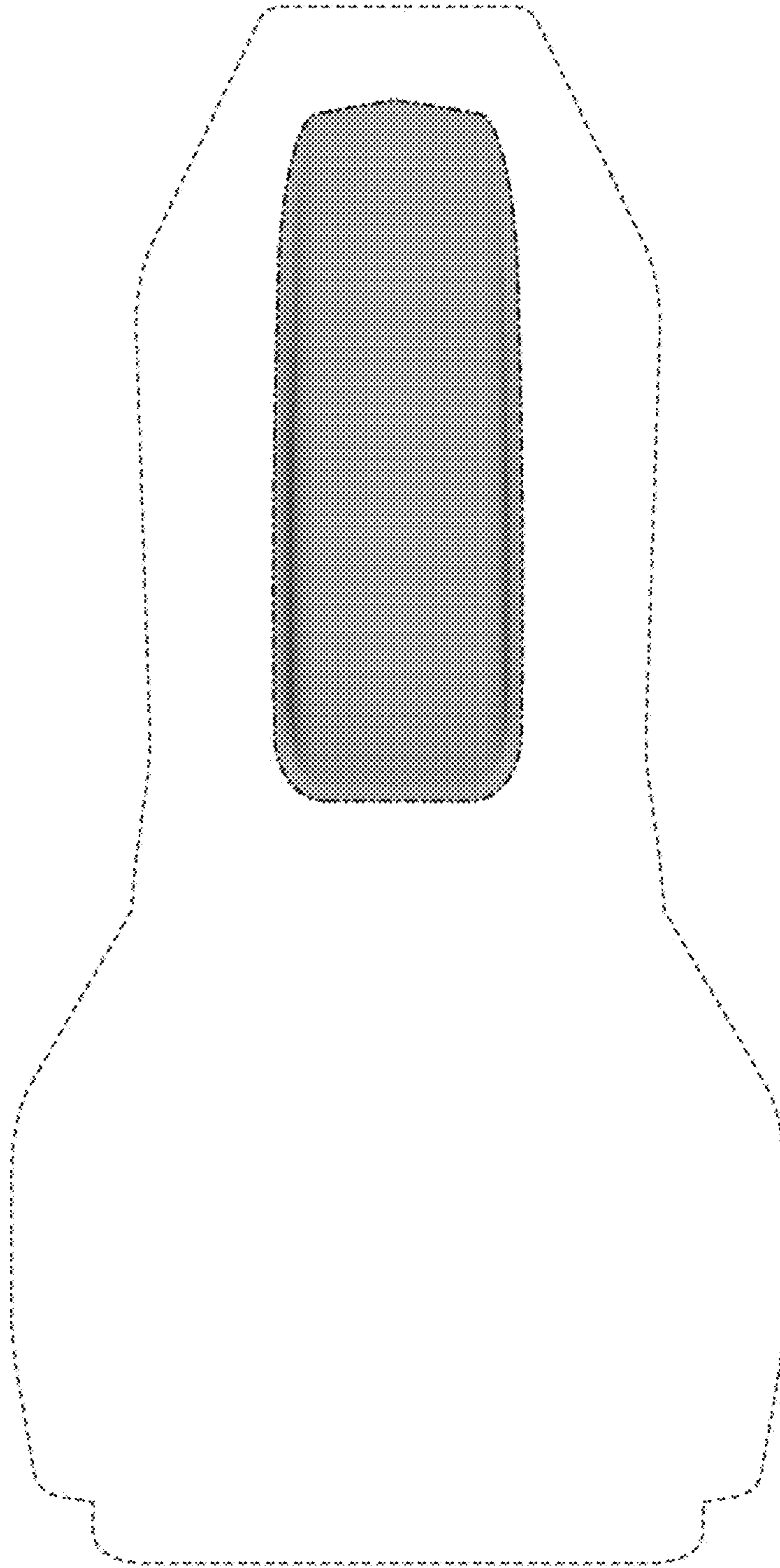


FIG. 7