



US00D906370S

(12) **United States Design Patent** (10) **Patent No.:** **US D906,370 S**  
**Lim** (45) **Date of Patent:** **\*\* Dec. 29, 2020**

(54) **DISPLAY SCREEN OR PORTION THEREOF WITH GRAPHICAL USER INTERFACE**

(71) Applicant: **SAMSUNG ELECTRONICS CO., LTD.**, Suwon-si (KR)

(72) Inventor: **Dongkyu Lim**, Seoul (KR)

(73) Assignee: **SAMSUNG ELECTRONICS CO., LTD.**, Gyeonggi-do (KR)

(\*\*) Term: **15 Years**

(21) Appl. No.: **29/679,968**

(22) Filed: **Feb. 12, 2019**

**Related U.S. Application Data**

(62) Division of application No. 29/562,477, filed on Apr. 26, 2016, now Pat. No. Des. 843,396.

(30) **Foreign Application Priority Data**

Jan. 22, 2016 (KR) ..... 30-2016-0003429

(51) **LOC (12) Cl.** ..... **14-04**

(52) **U.S. Cl.**  
USPC ..... **D14/492**

(58) **Field of Classification Search**  
USPC ..... D14/485-495  
CPC .... G06F 3/048; G06F 3/0481; G06F 3/04812; G06F 3/04815; G06F 3/04817; G06F 3/0482; G06F 3/0483; G06F 3/0484; G06F 3/04842; G06F 3/04845; G06F 3/04847; G06F 3/0485; G06F 3/04855; G06F 3/0486; G06F 3/0487; G06F 3/0488; G06F 3/04883; G06F 3/04886  
See application file for complete search history.

(56) **References Cited**

**U.S. PATENT DOCUMENTS**

D679,725 S \* 4/2013 Tanghe ..... D14/488  
D698,816 S \* 2/2014 Phelan ..... D14/488

D702,722 S \* 4/2014 Abratowski ..... D14/489  
D705,798 S 5/2014 Lim et al.  
D706,283 S \* 6/2014 Pedraza Padilla ..... D14/485  
D711,914 S \* 8/2014 Francisco ..... D14/489  
D726,746 S 4/2015 Poston et al.  
D742,401 S \* 11/2015 Danton ..... D14/486

(Continued)

*Primary Examiner* — Bao-Yen T Nguyen

(74) *Attorney, Agent, or Firm* — Cantor Colburn LLP

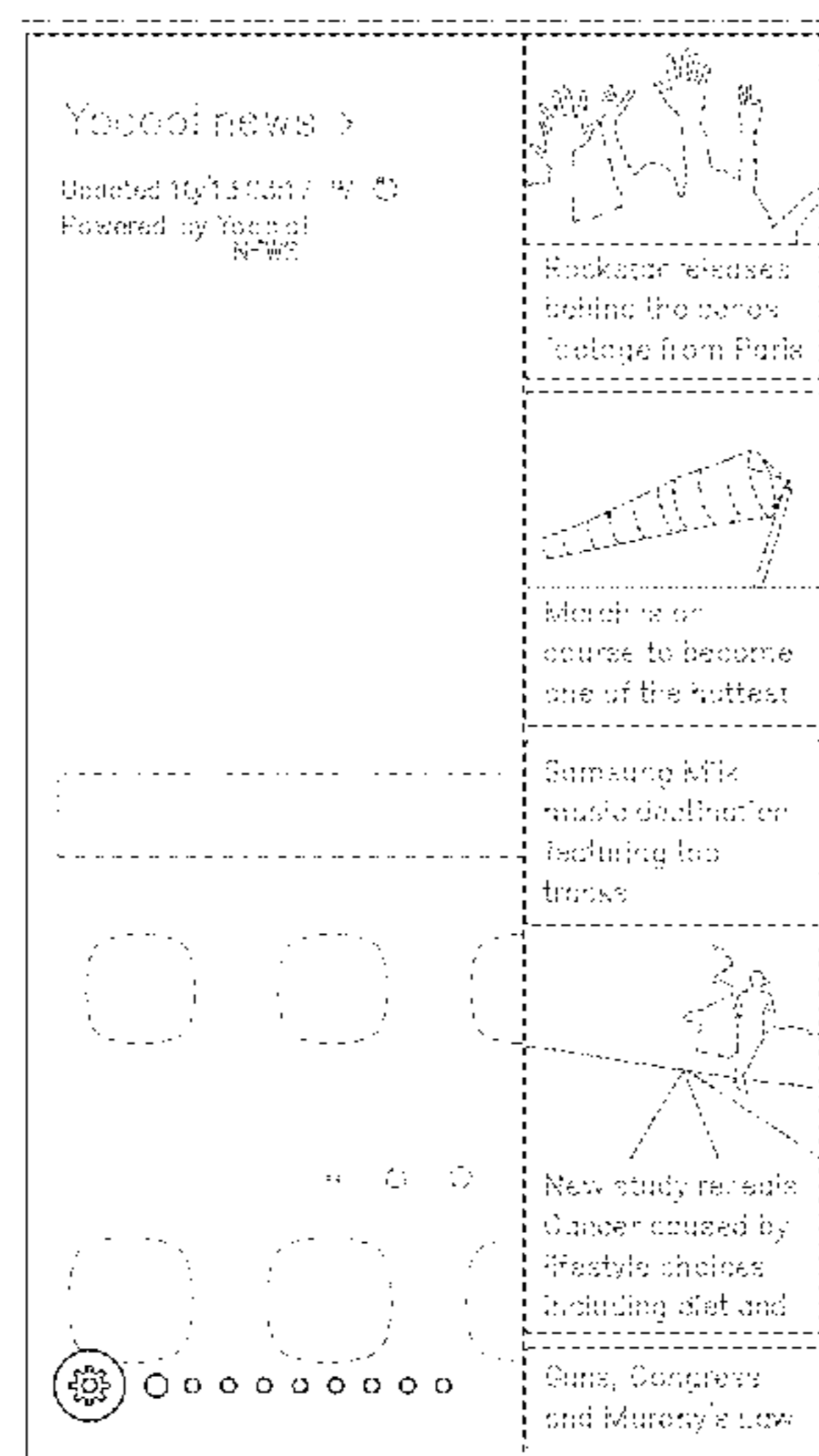
(57) **CLAIM**

The ornamental design for a display screen or portion thereof with graphical user interface, as shown and described.

**DESCRIPTION**

FIG. 1 is a front view of a display screen or portion thereof with graphical user interface showing the new design, wherein the display screen is flat except that it is curved on the right side;  
FIG. 2 is a right-side view thereof;  
FIG. 3 is a front view thereof, with broken lines showing a mobile phone to illustrate environment;  
FIG. 4 is a right-side view thereof, with broken lines showing a mobile phone to illustrate environment;  
FIG. 5 is a rear view thereof, with broken lines showing a mobile phone to illustrate environment;  
FIG. 6 is a left-side view thereof, with broken lines showing a mobile phone to illustrate environment;  
FIG. 7 is a top plan view thereof, with broken lines showing a mobile phone to illustrate environment; and,  
FIG. 8 is a bottom plan view thereof, with broken lines showing a mobile phone to illustrate environment.  
The broken lines illustrate the display screen or portion thereof with graphical user interface form no part of the claimed design. The broken lines illustrate portions of the graphical user interface and form no part of the claimed design.

**1 Claim, 8 Drawing Sheets**



(56)

**References Cited**

U.S. PATENT DOCUMENTS

D742,892 S	11/2015	Mitchell	
D751,580 S	3/2016	Herrera et al.	
D756,371 S	5/2016	Bertnick et al.	
D756,372 S	5/2016	Bertnick et al.	
D765,666 S	9/2016	Omiya	
D766,255 S	9/2016	Omiya	
D766,301 S	9/2016	Park et al.	
D766,916 S	9/2016	Bertnick et al.	
D766,956 S	9/2016	Eder	
D769,316 S *	10/2016	Williamson .....	D14/488
D769,908 S	10/2016	Cook	
D771,079 S	11/2016	Nadiadi et al.	
D771,103 S	11/2016	Eder	
D771,707 S *	11/2016	Guzman .....	D14/492
D773,478 S	12/2016	Wesley et al.	
D774,043 S	12/2016	Thompson et al.	
D775,142 S	12/2016	Leise	
D775,635 S	1/2017	Raji et al.	
D788,170 S *	5/2017	Wessel .....	D14/495
D812,635 S *	3/2018	Wei .....	D14/486
D817,338 S *	5/2018	Calzada .....	D14/485
D823,342 S *	7/2018	Kobayashi .....	D14/493
D837,822 S *	1/2019	Belg .....	D14/487
2011/0083103 A1 *	4/2011	Shim .....	G06F 3/0482 715/810
2012/0036459 A1 *	2/2012	Pei .....	G06F 3/04815 715/765

\* cited by examiner

FIG. 1

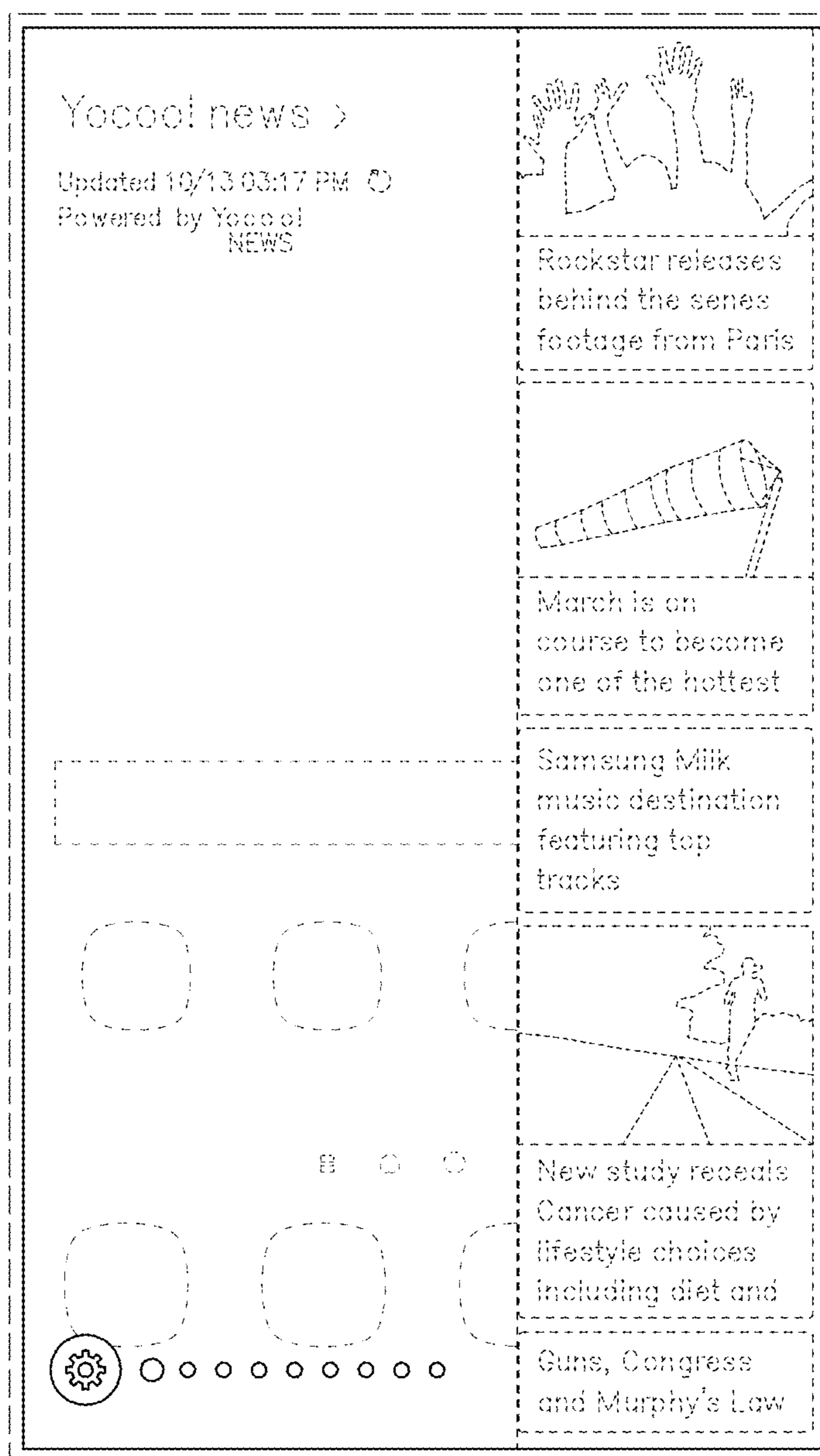


FIG. 2

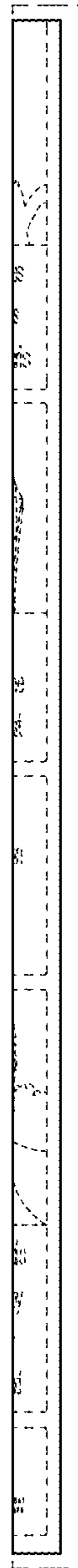


FIG. 3

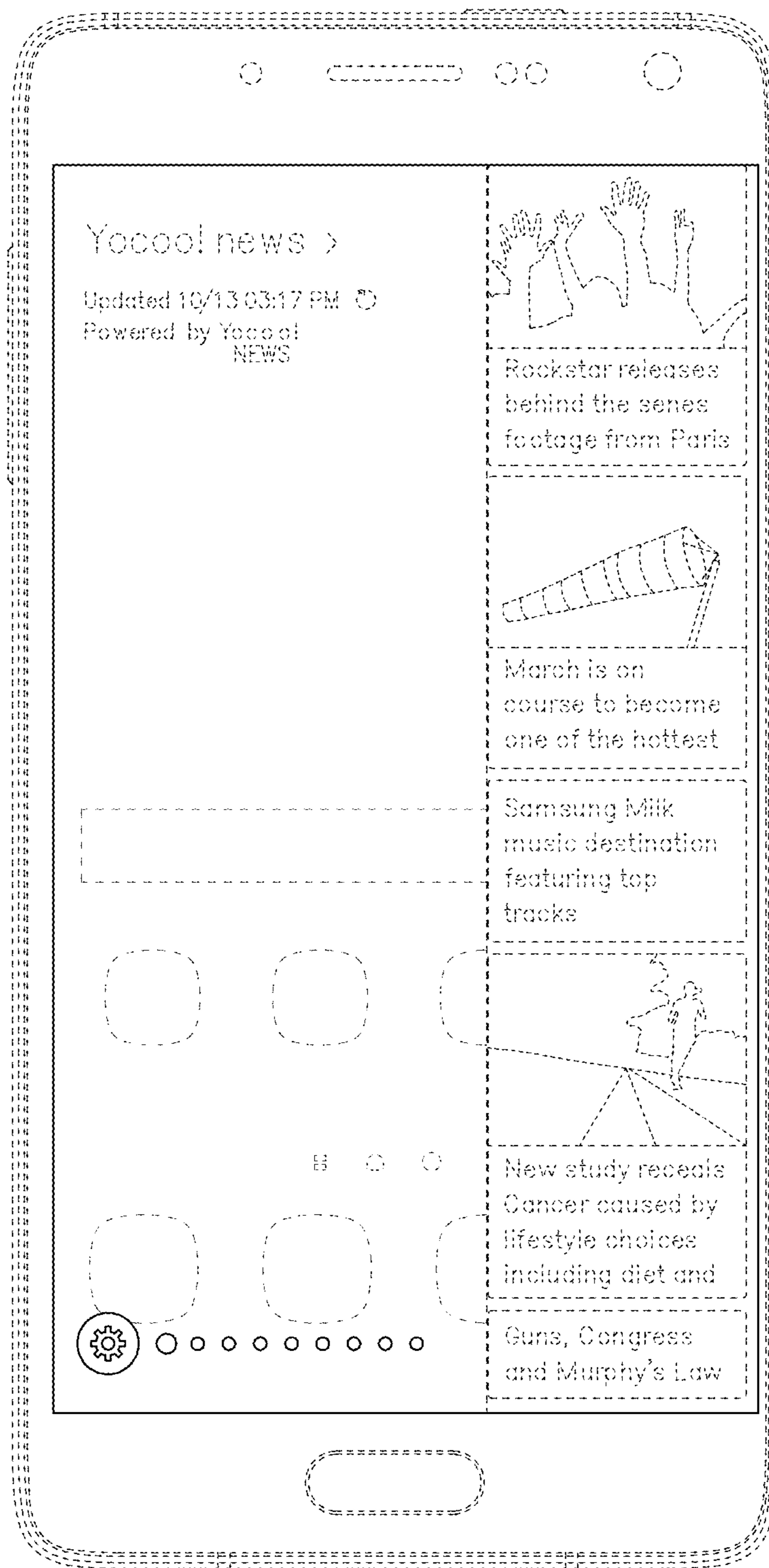


FIG. 4






FIG. 5




FIG. 6






FIG. 7




FIG. 8

