



US00D906364S

(12) **United States Design Patent** (10) **Patent No.:** **US D906,364 S**
Park et al. (45) **Date of Patent:** **** Dec. 29, 2020**

(54) **DISPLAY SCREEN OR PORTION THEREOF WITH TRANSITIONAL GRAPHICAL USER INTERFACE**

D624,932 S * 10/2010 Chaudhri D14/488
7,823,076 B2 * 10/2010 Borovsky G06F 3/04883
715/762
D627,365 S * 11/2010 Brinda D14/488
D655,300 S * 3/2012 Jones D14/486
(Continued)

(71) Applicant: **Samsung Electronics Co., Ltd.**,
Suwon-si (KR)

FOREIGN PATENT DOCUMENTS

(72) Inventors: **Min-Sun Park**, Seoul (KR); **Ji-Hye Lim**, Seoul (KR); **Sung-Hyun Jang**, Seoul (KR); **Ji-Youn Han**, Seoul (KR); **Soo-Hyun Whang**, Seoul (KR)

CN 303107867 2/2015
CN 303225981 5/2015
EM 003464643-0005 12/2016

(73) Assignee: **SAMSUNG ELECTRONICS CO., LTD.**, Suwon-si (KR)

Primary Examiner — Bao-Yen T Nguyen
(74) *Attorney, Agent, or Firm* — McAndrews Held & Malloy, Ltd.

(**) Term: **15 Years**

(57) **CLAIM**

(21) Appl. No.: **29/647,569**

The ornamental design for a display screen or portion thereof with transitional graphical user interface, as shown and described.

(22) Filed: **May 14, 2018**

(30) **Foreign Application Priority Data**

DESCRIPTION

Feb. 13, 2018 (KR) 30-2018-0007591

(51) **LOC (12) Cl.** **14-04**

(52) **U.S. Cl.**
USPC **D14/488**

(58) **Field of Classification Search**
USPC D14/485-495
CPC G06F 3/048; G06F 3/0481; G06F 3/04812;
G06F 3/04815; G06F 3/04817; G06F
3/0482; G06F 3/0483; G06F 3/0484;
G06F 3/04842; G06F 3/04845
See application file for complete search history.

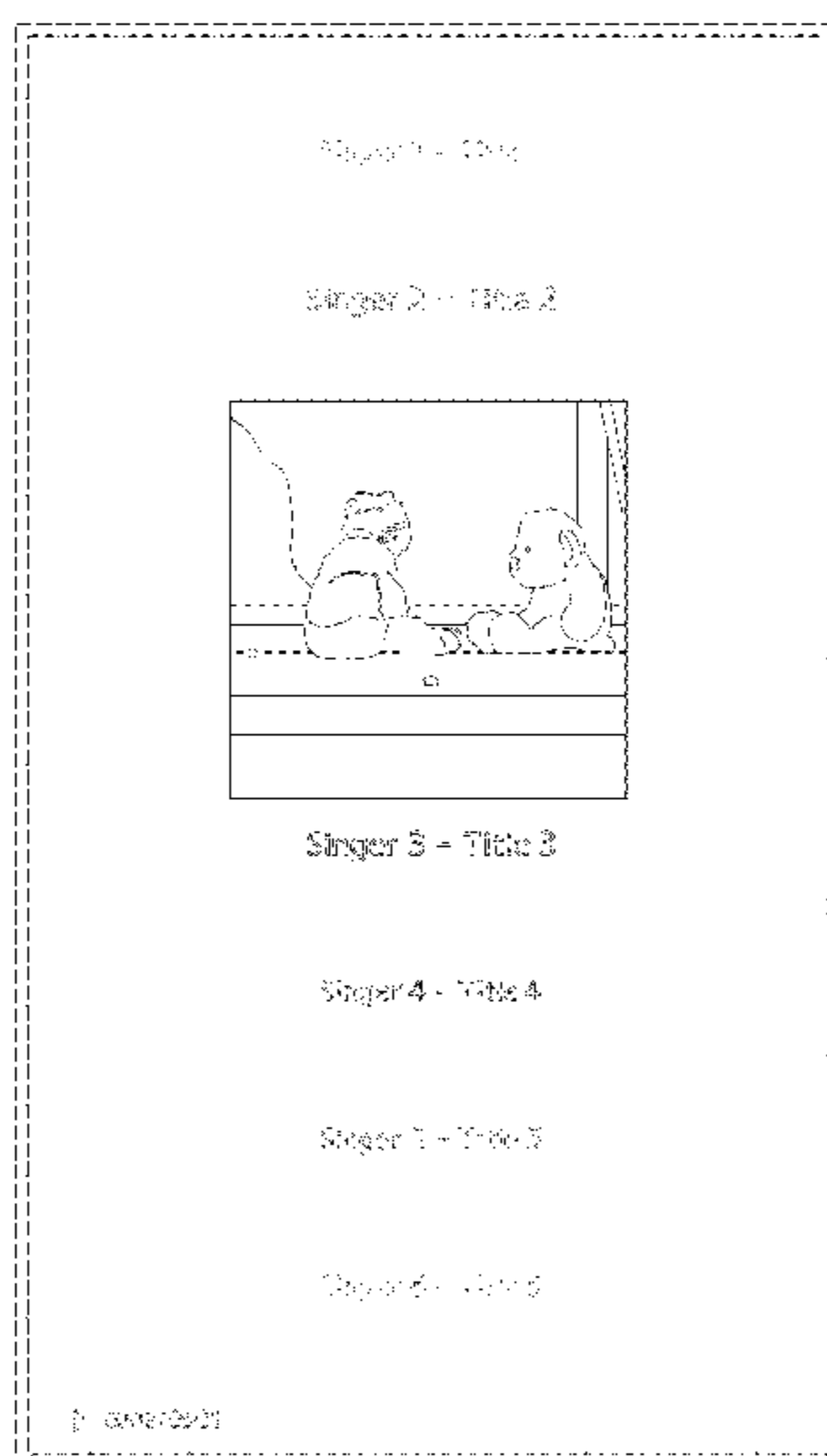
FIG. 1 is the first image in a sequence for a display screen or portion thereof with transitional graphical user interface showing our new design;
FIG. 2 is the second image thereof;
FIG. 3 is the third image thereof;
FIG. 4 is the fourth image thereof;
FIG. 5 is the fifth image thereof; and,
FIG. 6 is the sixth image thereof.
The outer perimeter illustrated by a pair of dashed broken lines in the drawings illustrates a display screen or portion thereof and forms no part of the claimed design. The remaining broken lines in the drawings illustrate portions of the transitional graphical user interface that form no part of the claimed design.
The appearance of the transitional image sequentially transitions between the images shown in FIGS. 1-6. The process or period in which one image transitions to another image forms no part of the claimed design.

(56) **References Cited**

U.S. PATENT DOCUMENTS

7,437,005 B2 * 10/2008 Drucker G06F 3/0483
382/224
D580,942 S * 11/2008 Oshiro D14/485
D603,415 S * 11/2009 Lin D14/485
D606,086 S 12/2009 Agnetta et al.

1 Claim, 6 Drawing Sheets



(56)

References Cited

U.S. PATENT DOCUMENTS

D681,051 S * 4/2013 Asai D14/487
 D696,686 S * 12/2013 Yuk D14/486
 D698,360 S * 1/2014 Hwang D14/485
 D701,227 S * 3/2014 Lee D14/486
 D719,183 S * 12/2014 Kuwahara D14/486
 D722,069 S * 2/2015 Lee D14/485
 D733,162 S * 6/2015 Aoshima D14/485
 D735,741 S * 8/2015 Kim D14/486
 D752,064 S * 3/2016 Moon D14/485
 D752,088 S * 3/2016 Hiramatsu D14/488
 D752,607 S * 3/2016 Zhang D14/485
 D753,146 S * 4/2016 Kim D14/485
 D753,149 S * 4/2016 Kim D14/485
 D792,905 S * 7/2017 Bryant D14/488
 D795,903 S * 8/2017 Chen D14/486
 D807,383 S * 1/2018 Hurst D14/486
 D808,413 S * 1/2018 Wu D14/486

D815,129 S * 4/2018 Phillips D14/486
 D829,743 S * 10/2018 Phillips D14/486
 D830,395 S * 10/2018 Phillips D14/486
 D858,555 S * 9/2019 Krishna D14/486
 D868,085 S * 11/2019 Shu D14/486
 D872,118 S * 1/2020 Byun D14/486
 2005/0044489 A1 * 2/2005 Yamagami G11B 27/034
 715/243
 2007/0240079 A1 * 10/2007 Flynt H04M 1/72547
 715/810
 2008/0126984 A1 * 5/2008 Fleishman H04N 21/47
 715/810
 2009/0007014 A1 * 1/2009 Coomer G06F 3/0485
 715/830
 2010/0002013 A1 * 1/2010 Kagaya G09G 5/38
 345/619
 2010/0125786 A1 * 5/2010 Ozawa G06F 3/04845
 715/702

* cited by examiner

FIG. 1

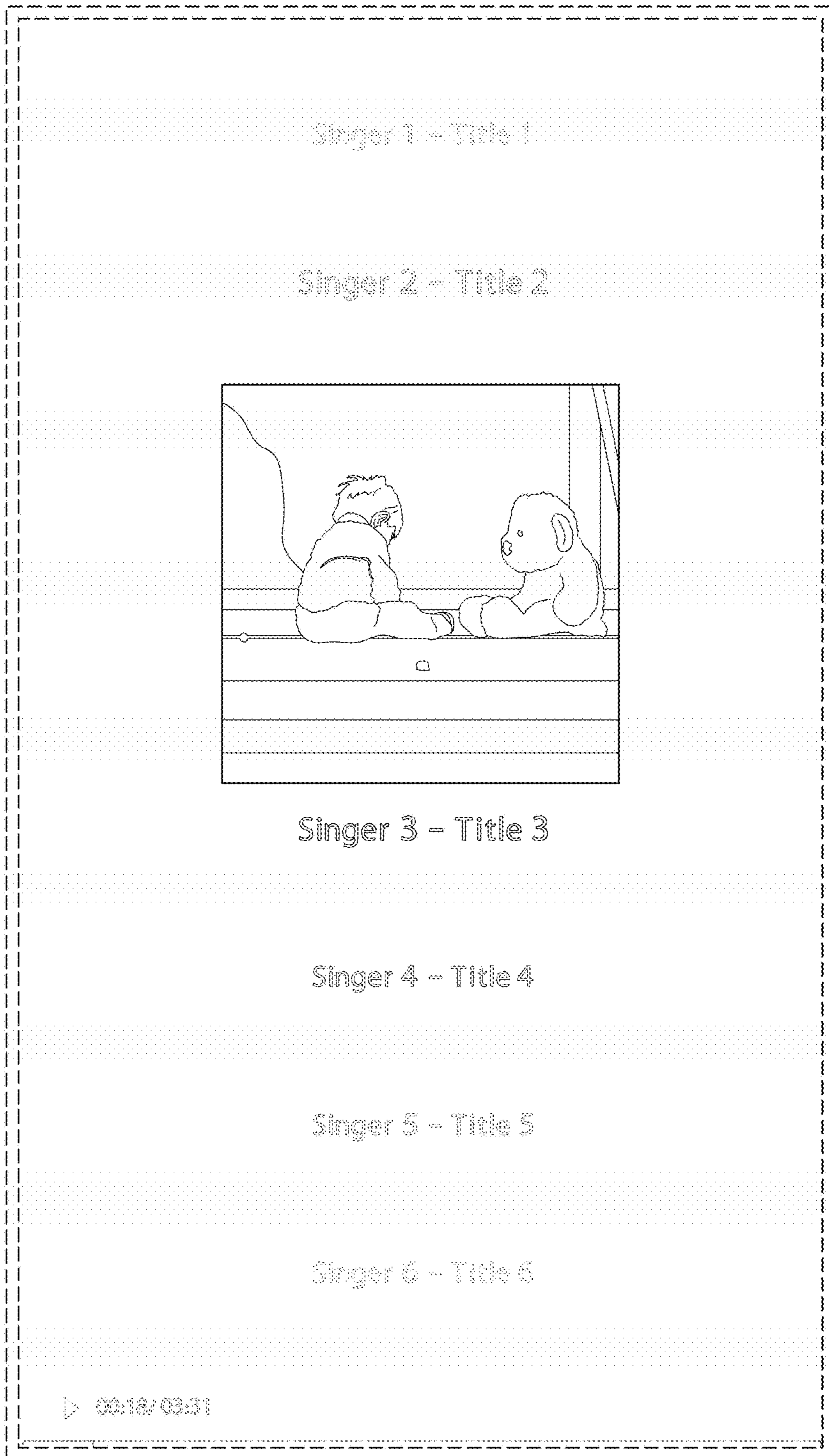


FIG. 2

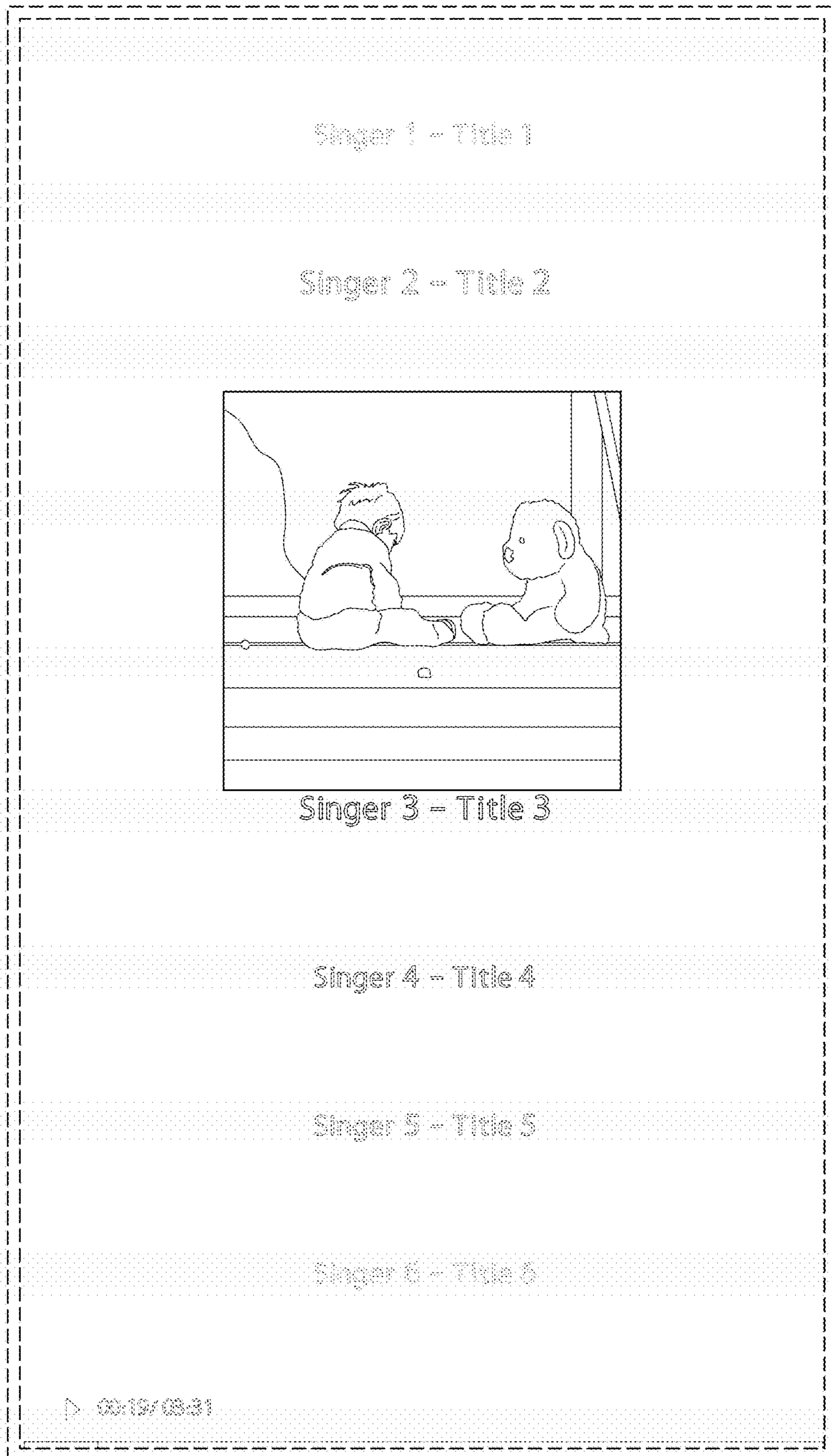


FIG. 3




FIG. 4

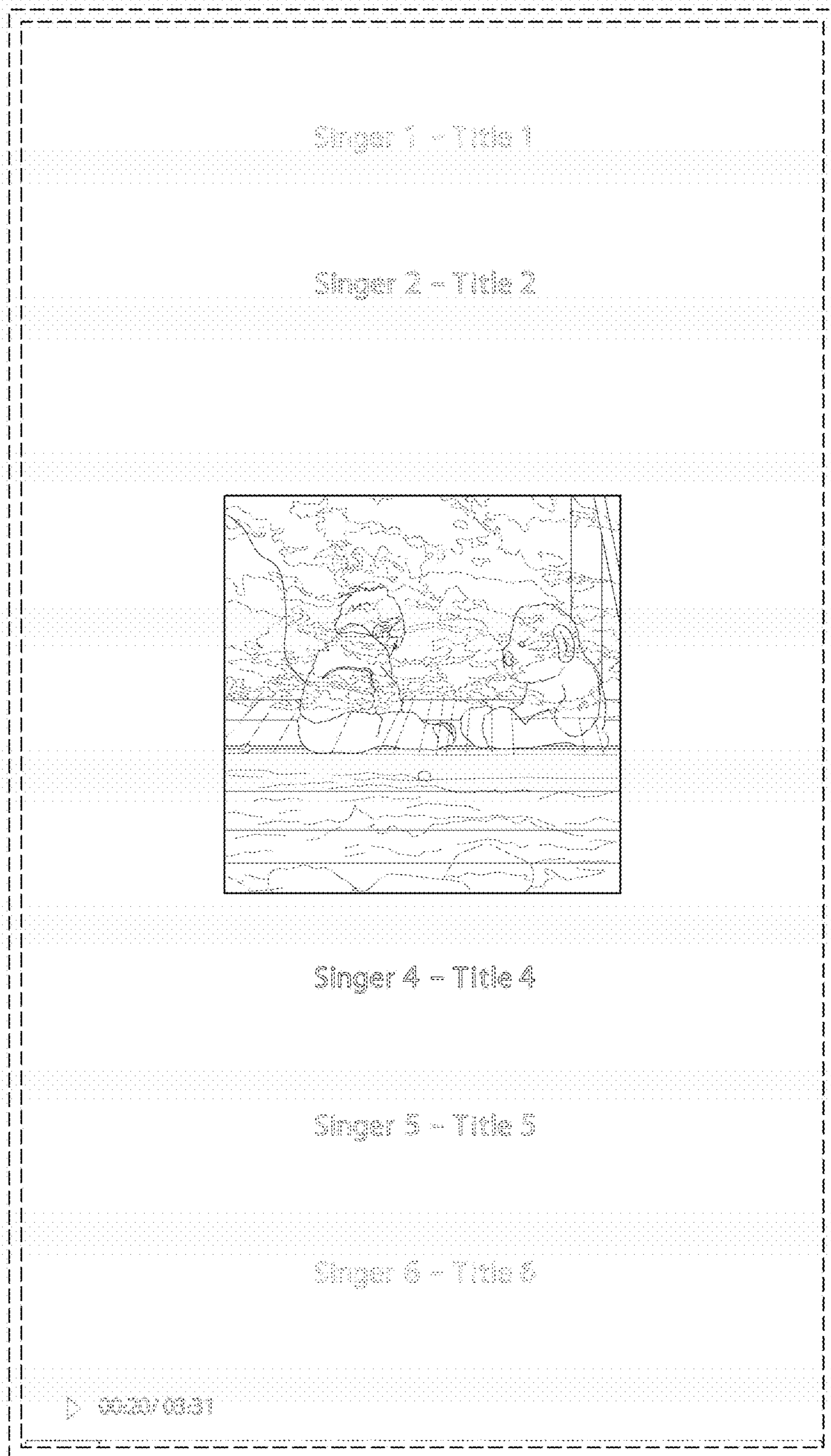


FIG. 5




FIG. 6

