



US00D906362S

(12) **United States Design Patent** (10) **Patent No.:** **US D906,362 S**  
**Hardy et al.** (45) **Date of Patent:** **\*\* Dec. 29, 2020**

(54) **DISPLAY SCREEN OR PORTION THEREOF WITH A GRAPHICAL USER INTERFACE**

(71) Applicant: **Canva Pty Ltd.**, Surry Hills (AU)

(72) Inventors: **Matthew Hardy**, Surry Hills (AU);  
**Cameron Adams**, Surry Hills (AU);  
**Melanie Perkins**, Surry Hills (AU)

(73) Assignee: **Canva Pty Ltd.**

(\*\*) Term: **15 Years**

(21) Appl. No.: **29/722,811**

(22) Filed: **Jan. 31, 2020**

D773,519 S	12/2016	Hurley et al.
D791,153 S	7/2017	Rice et al.
D791,164 S	7/2017	Rice et al.
D801,355 S	10/2017	Hoang et al.
D804,512 S	12/2017	Zhong et al.
D818,477 S	5/2018	Hoffman et al.
D822,045 S	7/2018	Kinoshita
D824,408 S	7/2018	Harvey et al.
D824,413 S	7/2018	Hurst et al.
D824,942 S	8/2018	Cooperman et al.
D825,589 S	8/2018	Sparandara et al.
D826,253 S	8/2018	Suter et al.
D828,374 S	9/2018	Kolbenheyer
D828,378 S	9/2018	Shinohara et al.
D829,234 S	9/2018	Yuguchi et al.
2008/0168361 A1	7/2008	Forstall et al.
2011/0173571 A1	7/2011	Mahani et al.

(Continued)

**Related U.S. Application Data**

(62) Division of application No. 29/647,431, filed on May 12, 2018, now Pat. No. Des. 877,172.

(51) **LOC (12) Cl.** ..... **14-04**

(52) **U.S. Cl.**  
USPC ..... **D14/486**

(58) **Field of Classification Search**  
USPC ..... D14/485-95  
CPC .. G06F 3/0481; G06F 3/0482; G06F 3/04812;  
G06F 3/04817; G06F 3/0484; G06F  
3/0485; G06F 3/048; G06F 3/0487; G06F  
3/0488; G06F 3/04883; G06F 3/04886;  
G06F 3/0489; G06F 3/0486; G06F  
3/04842; G06F 3/04845; G06F 3/04847  
See application file for complete search history.

(56) **References Cited**

**U.S. PATENT DOCUMENTS**

D682,292 S	5/2013	Mori et al.
D691,160 S	10/2013	Schupp et al.
D735,748 S	8/2015	Francisco et al.
D737,841 S	9/2015	Francisco et al.
D744,519 S	12/2015	Tursi et al.

*Primary Examiner* — Melanie H Tung

(74) *Attorney, Agent, or Firm* — McDonnell Boehnen Hulbert & Berghoff LLP

(57) **CLAIM**

The ornamental design for a display screen or portion thereof with a graphical user interface, as shown and described.

**DESCRIPTION**

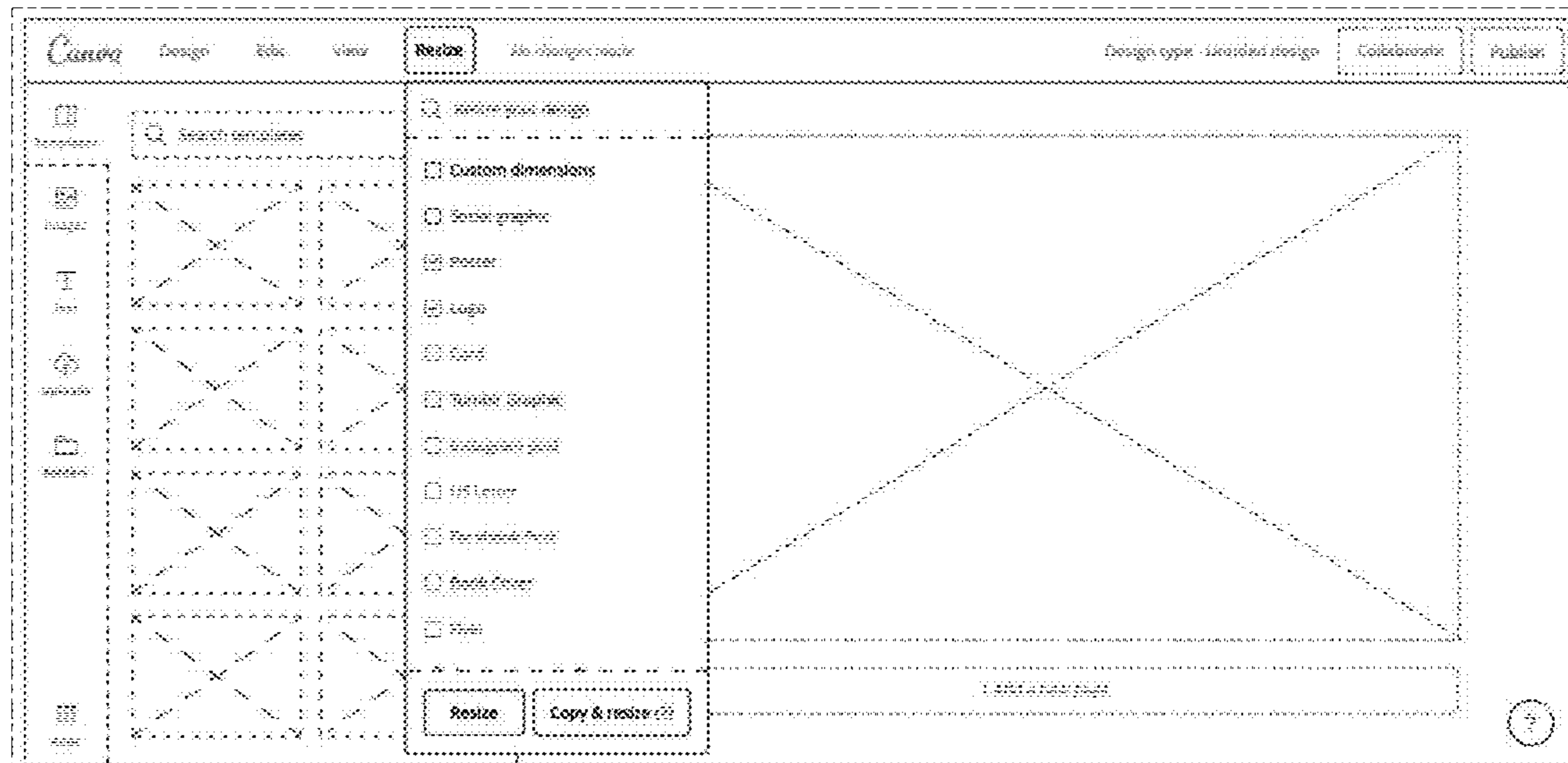
FIG. 1 is a front view of a display screen or portion thereof with a graphical user interface in accordance with a first embodiment;

FIG. 2 is a front view of a display screen or portion thereof with a graphical user interface in accordance with a second embodiment; and,

FIG. 3 is a front view of a display screen or portion thereof with a graphical user interface in accordance with a third embodiment.

The outermost broken lines illustrate a display screen or portion thereof and form no part of the claimed design. The remaining broken lines, illustrating portions of the graphical user interface, form no part of the claimed design.

**1 Claim, 3 Drawing Sheets**



(56)

**References Cited**

U.S. PATENT DOCUMENTS

2014/0229891	A1	8/2014	O'Byrne et al.
2015/0277753	A1	10/2015	Howard et al.
2016/0011725	A1	1/2016	D'Argenio et al.
2018/0067631	A1	3/2018	Thiercelin et al.
2018/0139069	A1	5/2018	Rawlins et al.

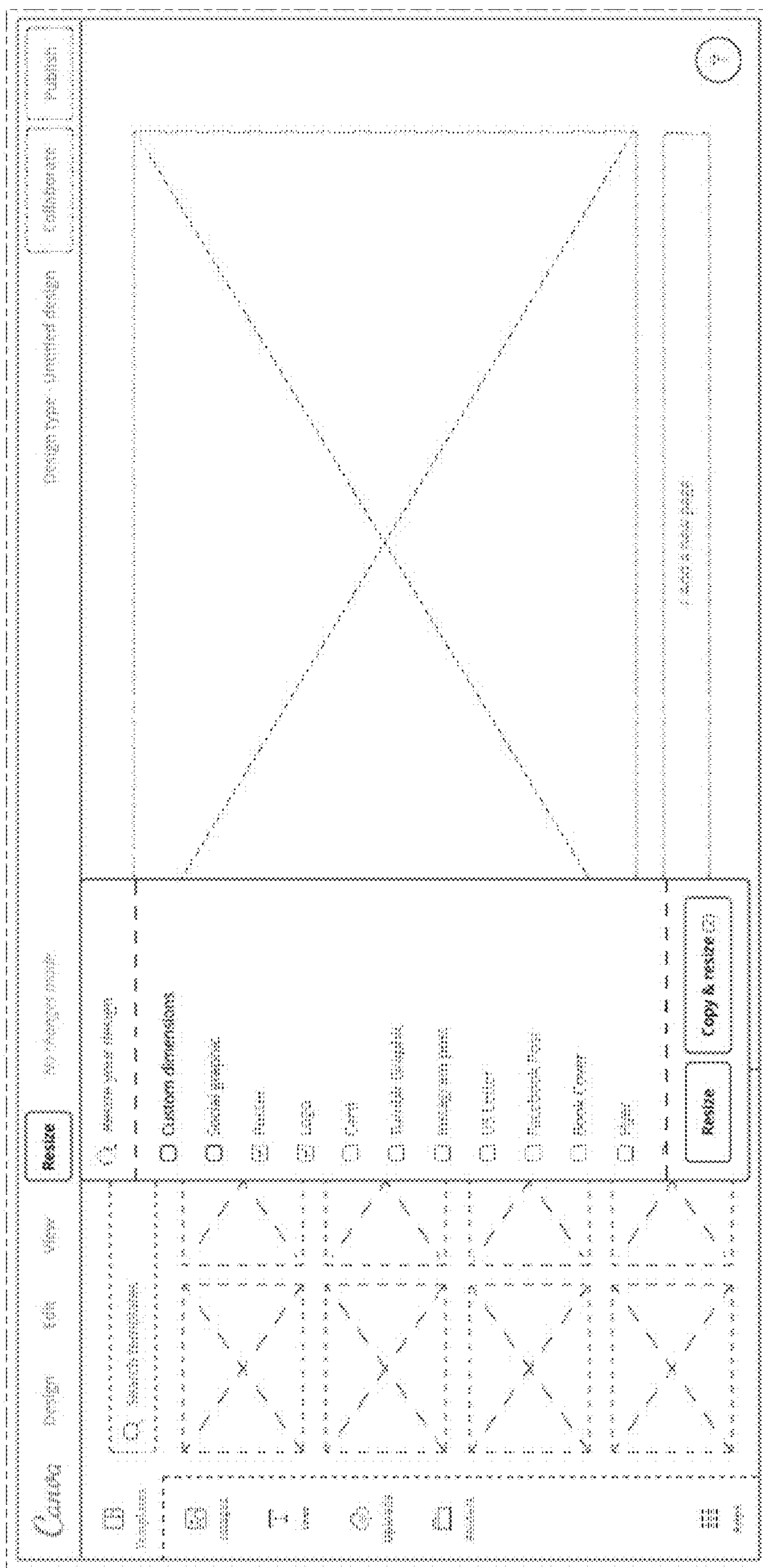


FIG. 1

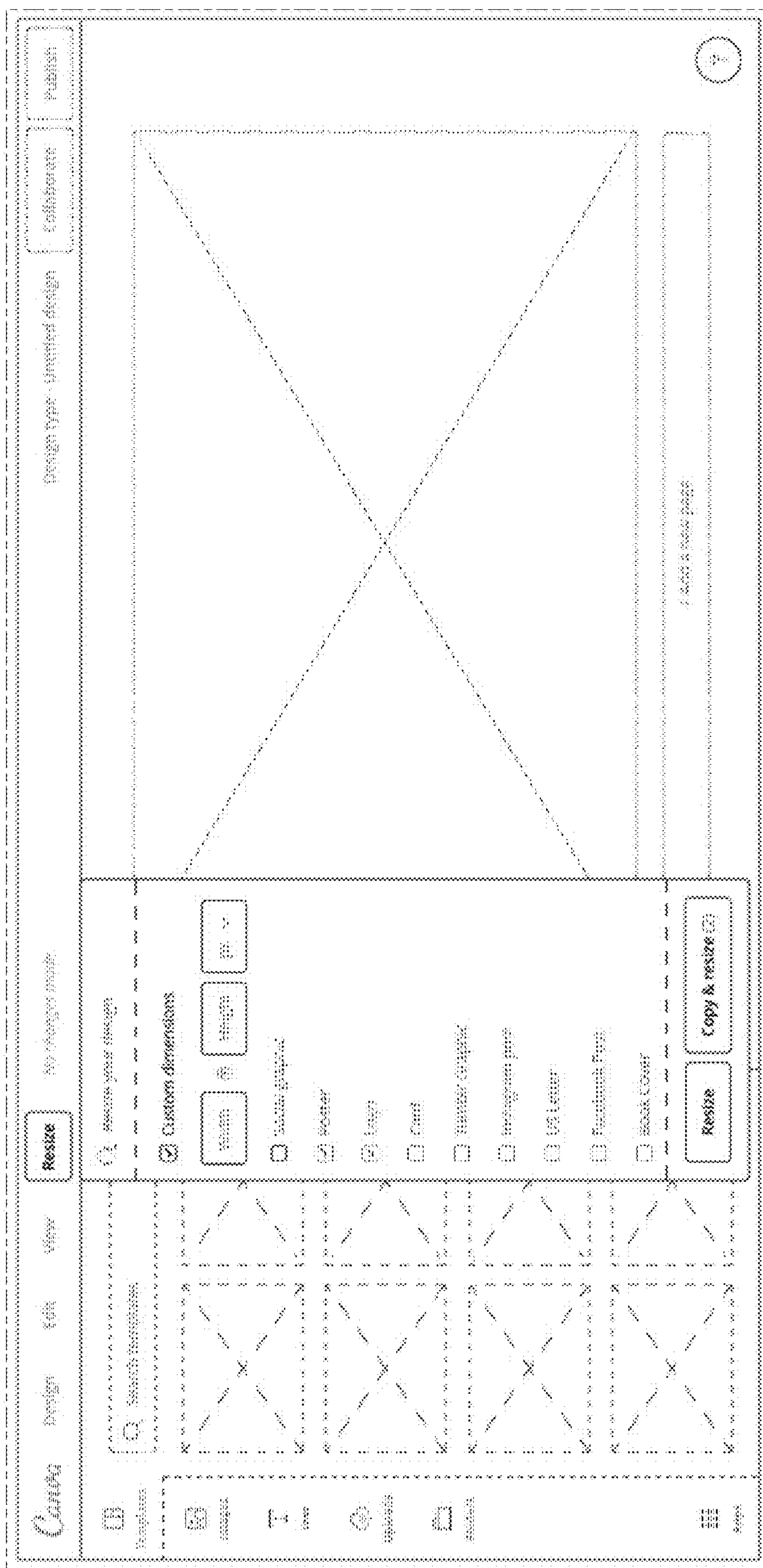


FIG. 2

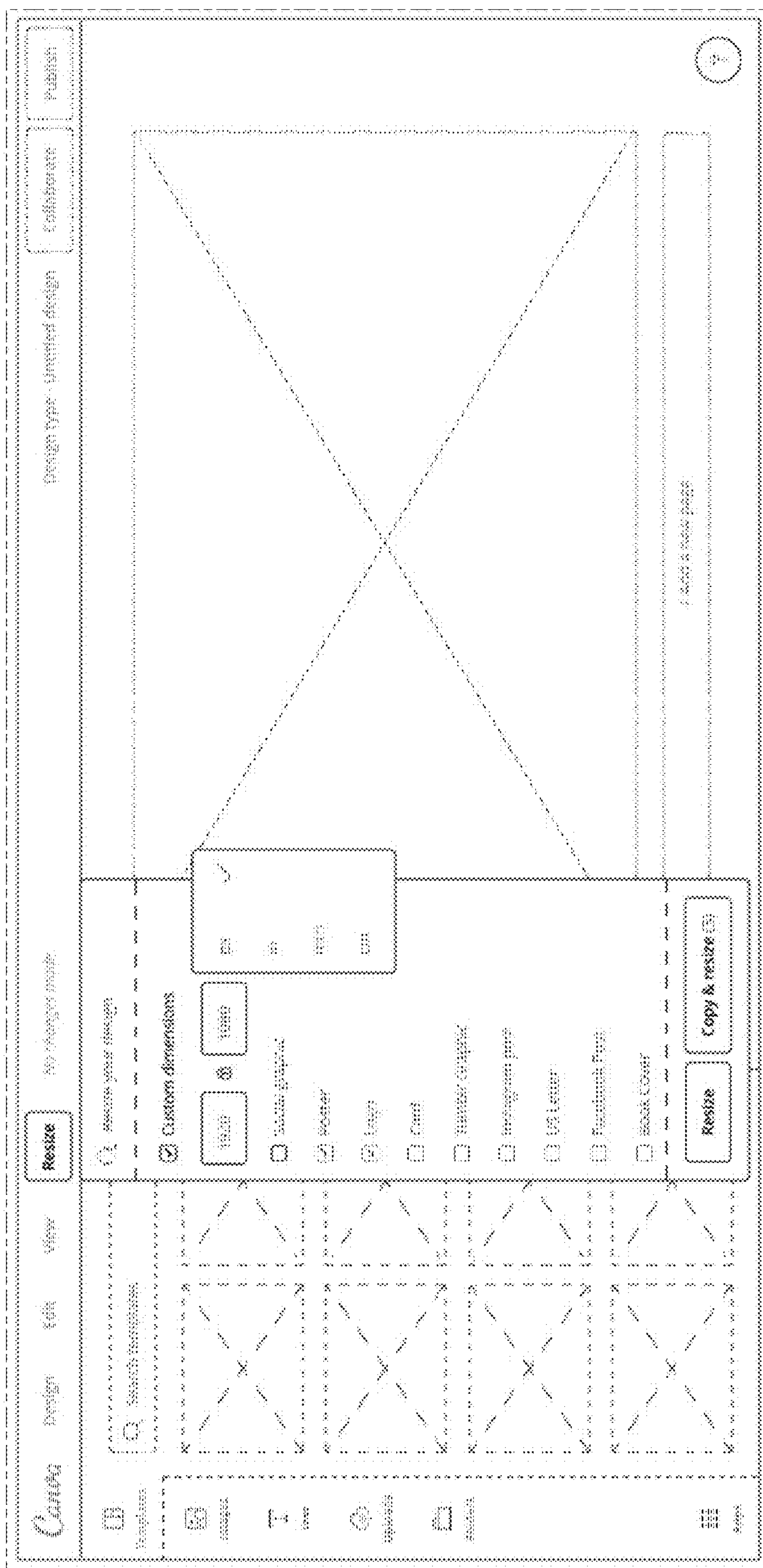


FIG. 3