



US00D906341S

(12) **United States Design Patent** (10) **Patent No.:** **US D906,341 S**
Jiao (45) **Date of Patent:** **** Dec. 29, 2020**

(54) **PROTECTIVE CASE**

(71) Applicant: **Dekun Jiao**, Kaifeng (CN)

(72) Inventor: **Dekun Jiao**, Kaifeng (CN)

(**) Term: **15 Years**

(21) Appl. No.: **29/749,251**

(22) Filed: **Sep. 3, 2020**

(51) **LOC (12) Cl.** **14-02**

(52) **U.S. Cl.**
USPC **D14/440**

(58) **Field of Classification Search**
USPC D14/440; 206/45.23, 320, 45.2;
361/679.55; 294/25; 224/218

CPC ... G06F 1/1628; G06F 1/1626; A47B 23/044;
H05K 5/0217

See application file for complete search history.

(56) **References Cited**

U.S. PATENT DOCUMENTS

| | | | | |
|--------------|---------|-----------|-------|---------|
| D675,210 S * | 1/2013 | Kim | | D14/440 |
| D690,703 S * | 10/2013 | Welch | | D14/440 |
| D708,621 S * | 7/2014 | Gifford | | D14/447 |
| D766,247 S * | 9/2016 | Burmester | | D14/440 |
| D776,122 S * | 1/2017 | Akana | | D14/440 |
| D776,123 S * | 1/2017 | Akana | | D14/440 |
| D786,881 S * | 5/2017 | Stewart | | D14/440 |
| D794,036 S * | 8/2017 | Hennings | | D14/250 |
| D795,264 S * | 8/2017 | Wright | | D14/439 |
| D795,880 S * | 8/2017 | Akana | | D14/440 |
| D800,133 S * | 10/2017 | Wright | | D14/440 |
| D804,486 S * | 12/2017 | Nyholm | | D14/440 |
| D806,713 S * | 1/2018 | Wright | | D14/440 |
| D819,644 S * | 6/2018 | Wright | | D14/440 |

| | | | | |
|-------------------|---------|-----------|-------|---------------------------|
| D830,368 S * | 10/2018 | Zhang | | D14/440 |
| D831,030 S * | 10/2018 | Gao | | D14/440 |
| D831,659 S * | 10/2018 | Gao | | D14/440 |
| D834,582 S | 11/2018 | Zhuang | | |
| D841,655 S * | 2/2019 | Xie | | D14/440 |
| D885,402 S * | 5/2020 | Lei | | D14/440 |
| D892,803 S * | 8/2020 | Armstrong | | D14/440 |
| 2012/0170212 A1 * | 7/2012 | Gallouzi | | G06F 1/1632 361/679.56 |
| 2013/0222139 A1 * | 8/2013 | Gouge | | A61B 5/01 340/573.1 |

* cited by examiner

Primary Examiner — Cynthia R Underwood
(74) *Attorney, Agent, or Firm* — Wen IP LLC; Zhihua Han

(57) **CLAIM**

The ornamental design for a protective case, as shown and described.

DESCRIPTION

FIG. 1 is a front elevation photographic view of a protective case, showing my new design;
FIG. 2 is a rear elevation photographic view thereof;
FIG. 3 is a left side elevation photographic view thereof;
FIG. 4 is a right side elevation photographic view thereof;
FIG. 5 is a top plan photographic view thereof;
FIG. 6 is a bottom plan photographic view thereof;
FIG. 7 is a perspective photographic view thereof; and,
FIG. 8 is another perspective photographic view thereof, but viewed from a different direction for clarity of illustration.

1 Claim, 8 Drawing Sheets






FIG. 1




FIG. 2




FIG. 3




FIG. 4




FIG. 5




FIG. 6



FIG. 7



FIG. 8