

US00D906334S

(12) **United States Design Patent** (10) **Patent No.:** **US D906,334 S**
Du (45) **Date of Patent:** **** Dec. 29, 2020**

(54) **PROTECTIVE CASE FOR TABLET COMPUTER**

(71) Applicant: **SHENZHEN XIZU TECHNOLOGY CO., LTD.**, Shenzhen (CN)

(72) Inventor: **Jie Du**, Shenzhen (CN)

(73) Assignee: **SHENZHEN XIZU TECHNOLOGY CO., LTD.**, Shen Zhen (CN)

(**) Term: **15 Years**

(21) Appl. No.: **29/689,206**

(22) Filed: **Apr. 29, 2019**

(51) **LOC (12) Cl.** **14-02**

(52) **U.S. Cl.**
USPC **D14/440; D14/444**

(58) **Field of Classification Search**
USPC D14/440, 447, 250, 441, 444; 206/45.23, 206/320, 45.2; 361/679.55; 294/25; 224/218

CPC G06F 1/1628; G06F 1/1626; G06F 1/669; A47B 23/044; H04B 1/3888

See application file for complete search history.

(56) **References Cited**

U.S. PATENT DOCUMENTS

D597,052 S *	7/2009	Kim	D14/138 AB
D634,314 S *	3/2011	Fahrendorff	D14/250
D649,144 S *	11/2011	Fathollahi	D14/250
D685,358 S *	7/2013	Armstrong	D14/250
D685,786 S *	7/2013	Seoc	D14/353
D690,292 S *	9/2013	Bibla	D14/250
D715,785 S *	10/2014	Jacob	D14/250
D719,144 S *	12/2014	Eulette	D14/250
D721,686 S *	1/2015	Jacob	D14/250
D733,154 S *	6/2015	Armstrong	D14/440
D733,696 S *	7/2015	Burgett	D14/250

D742,869 S *	11/2015	Odhwani	D14/250
D768,123 S *	10/2016	Armstrong	D14/250
D770,458 S *	11/2016	Corcoran	D14/440
D772,288 S *	11/2016	Montes	D14/489
D775,198 S *	12/2016	Montes	D14/489
D794,626 S *	8/2017	Armstrong	D14/250
D806,082 S *	12/2017	Armstrong	D14/440
D832,269 S *	10/2018	Cheng	D14/440
D832,271 S *	10/2018	Cheng	D14/440
10,148,307 B2 *	12/2018	Shannon, III	G06F 1/1628
D843,377 S *	3/2019	Tang	D14/440
D844,621 S *	4/2019	Chen	D14/440
D851,648 S *	6/2019	Tan	D14/440
D852,203 S *	6/2019	Rui	D14/440
D861,665 S *	10/2019	Li	D14/250
D868,071 S *	11/2019	Liu	D14/440

(Continued)

Primary Examiner — Cynthia R Underwood

(74) *Attorney, Agent, or Firm* — Law Offices Of Steven W. Weinrieb

(57) **CLAIM**

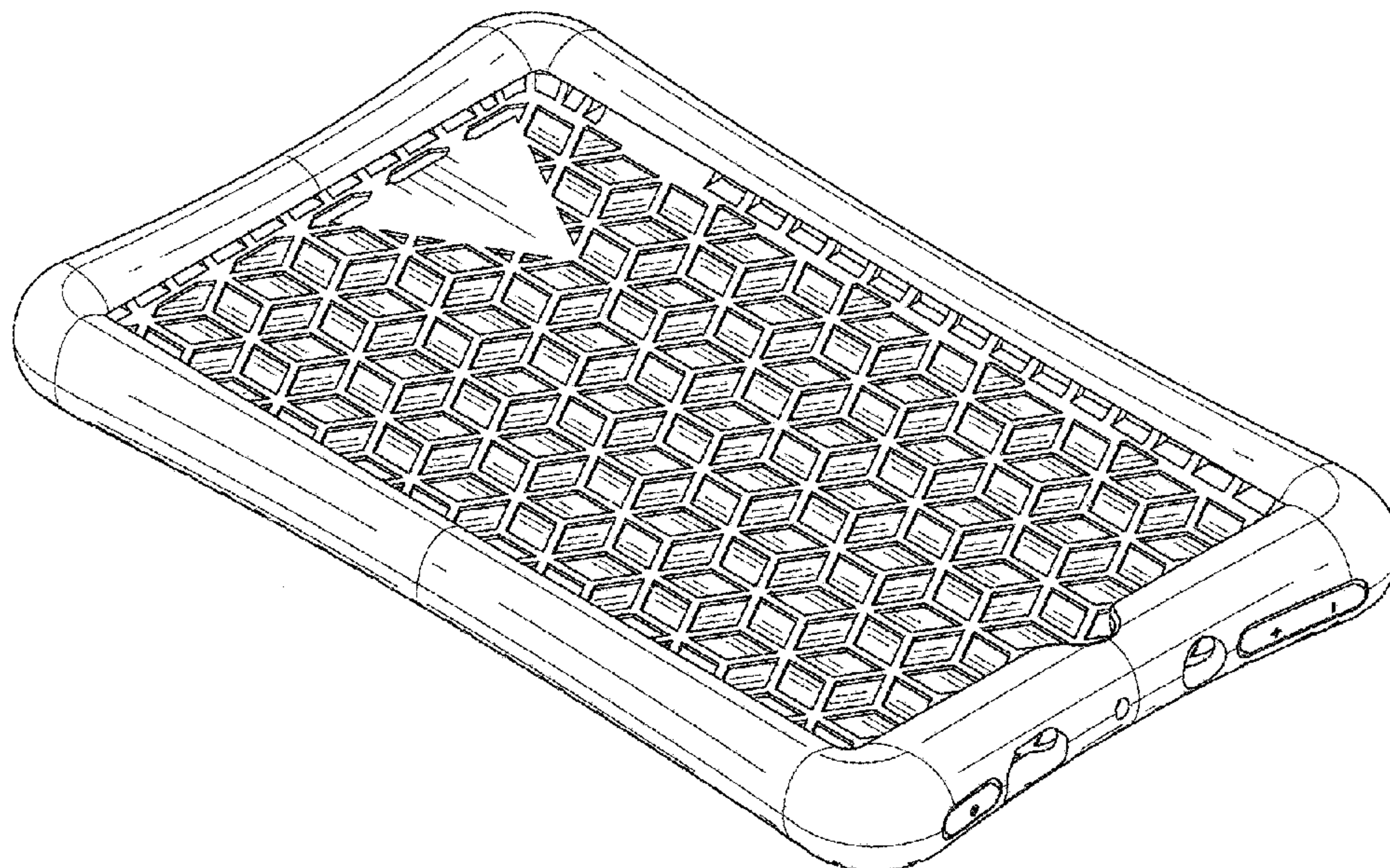
The ornamental design for a protective case for tablet computer, as shown and described.

DESCRIPTION

FIG. 1 is a front, right side, top perspective view of a protective case for tablet computer showing my new design; FIG. 2 is a rear, left side, bottom perspective view thereof; FIG. 3 is a top plan view thereof; FIG. 4 is a bottom plan view thereof; FIG. 5 is a left side elevational view thereof; FIG. 6 is a right side elevational view thereof; FIG. 7 is a rear elevational view thereof; and, FIG. 8 is a front elevational view thereof.

The broken lines immediately adjacent to the claimed portions are boundaries, all other broken lines are environmental structures; all the broken lines form no part of the claimed design.

1 Claim, 8 Drawing Sheets



(56)

References Cited

U.S. PATENT DOCUMENTS

D868,788 S * 12/2019 Weng D14/440
D868,789 S * 12/2019 Weng D14/440
D868,791 S * 12/2019 Weng D14/440
D872,093 S * 1/2020 Xu D14/440
D875,089 S * 2/2020 Hemesath D14/250
D879,790 S * 3/2020 Donachy D14/444
D885,399 S * 5/2020 Chen D14/440
D892,803 S * 8/2020 Armstrong D14/440
2011/0297566 A1* 12/2011 Gallagher F16M 11/2021
206/320
2019/0142992 A1* 5/2019 Davidson C08G 18/10
424/445
2019/0144163 A1* 5/2019 Lim B65D 19/385
108/53.5
2019/0149808 A1* 5/2019 Ng H04N 13/305
348/59
2019/0275714 A1* 9/2019 Kanoh B29C 45/14065

* cited by examiner

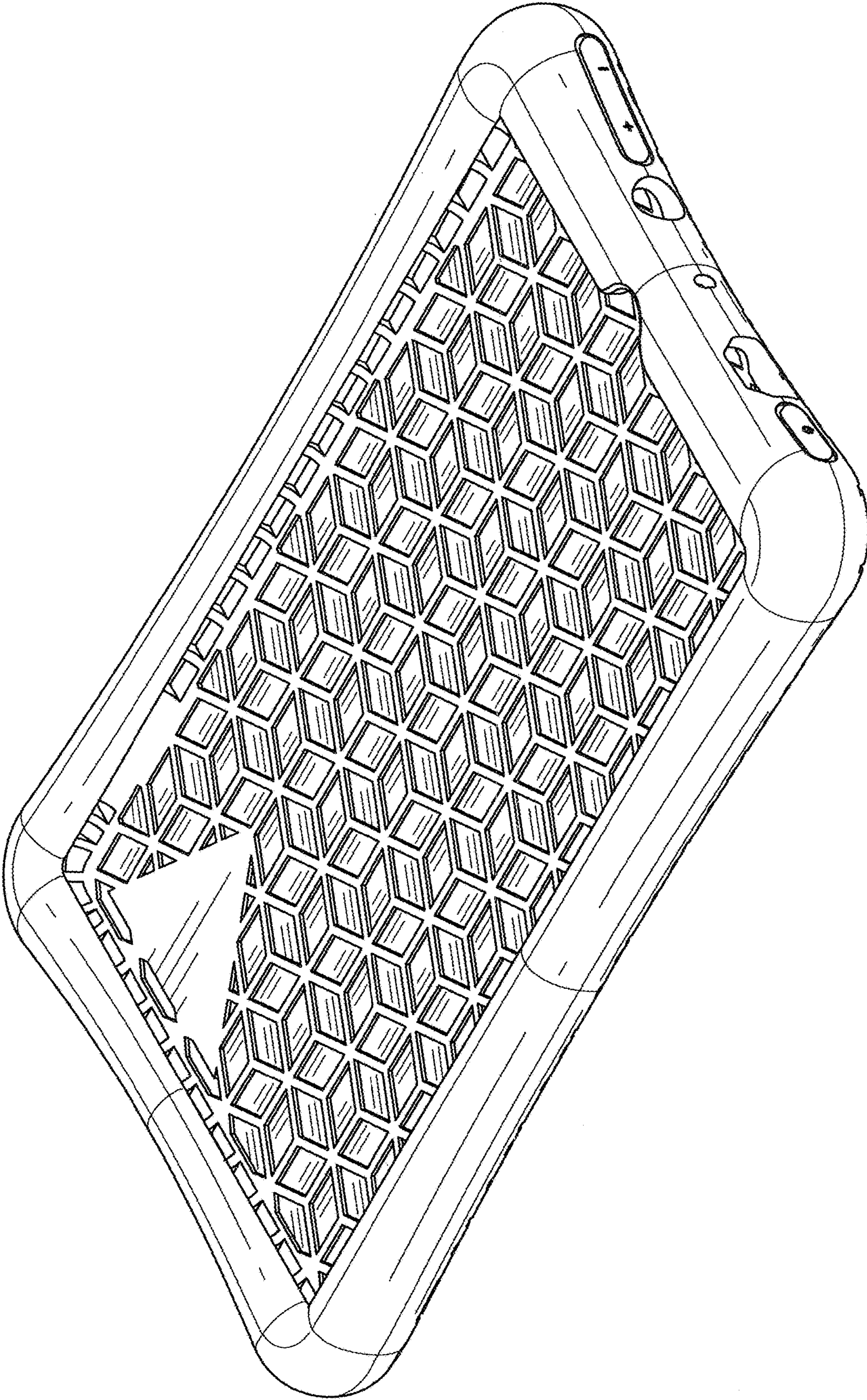


FIG.1

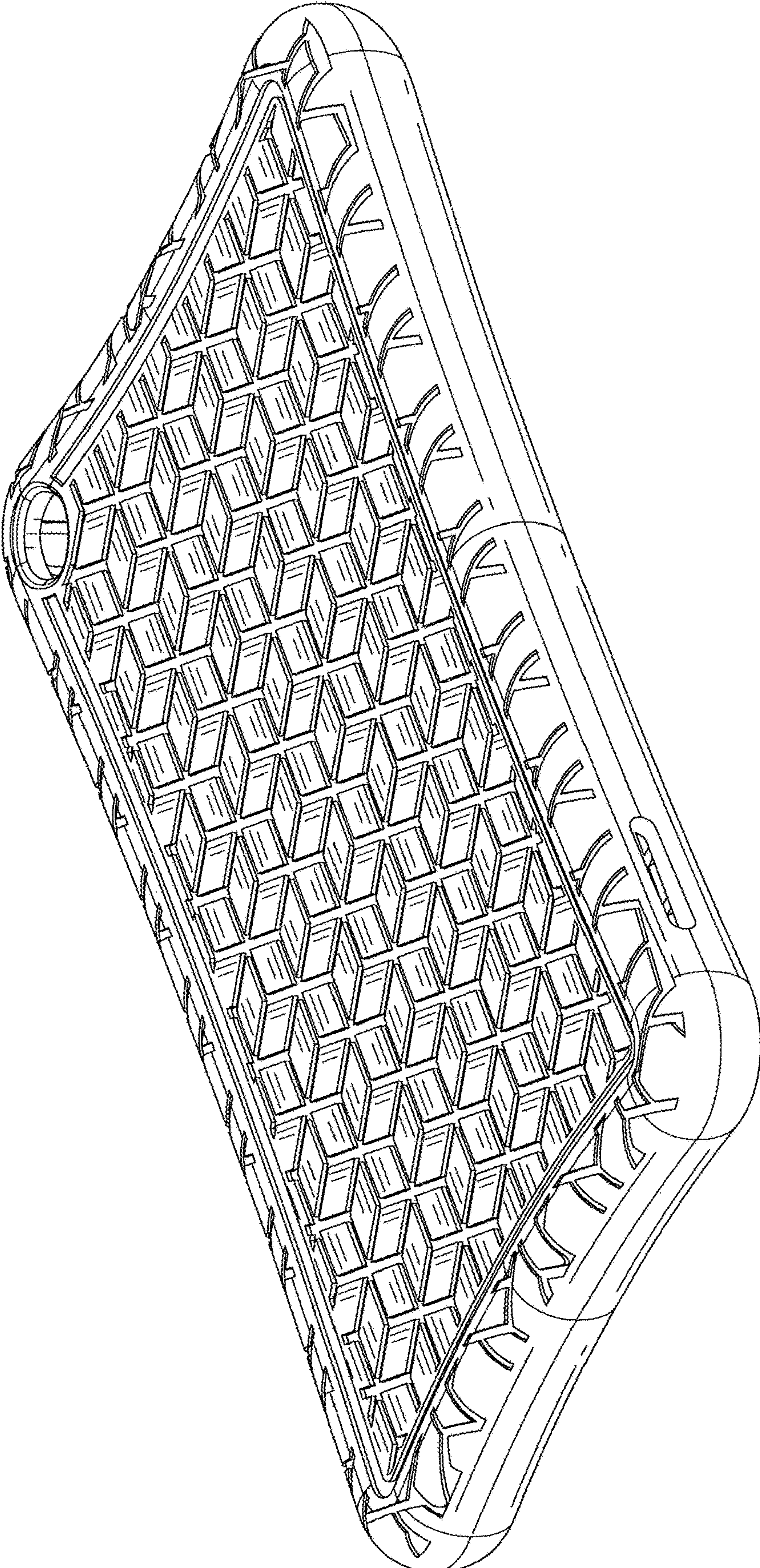


FIG. 2




FIG. 3




FIG. 4

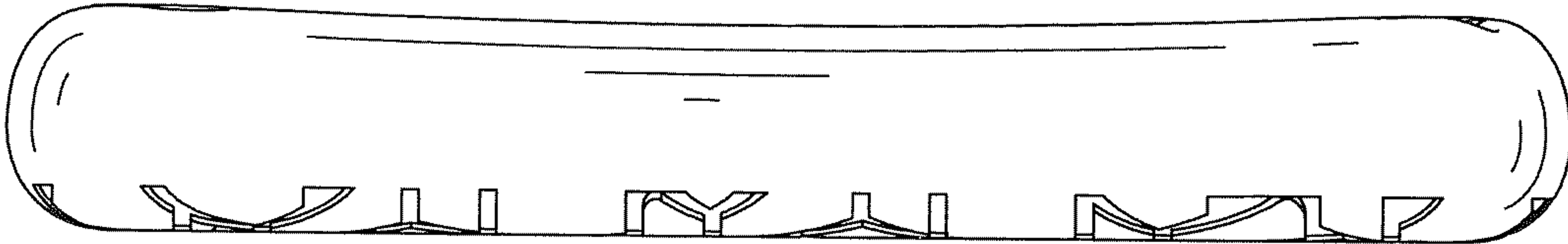


FIG. 5

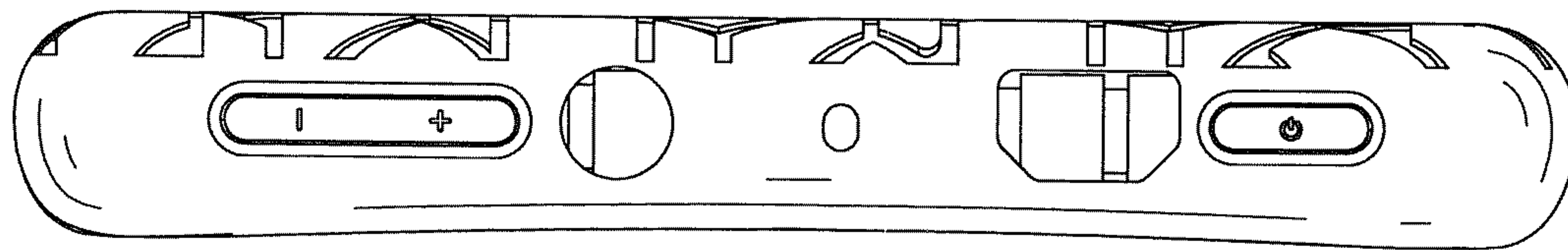


FIG. 6

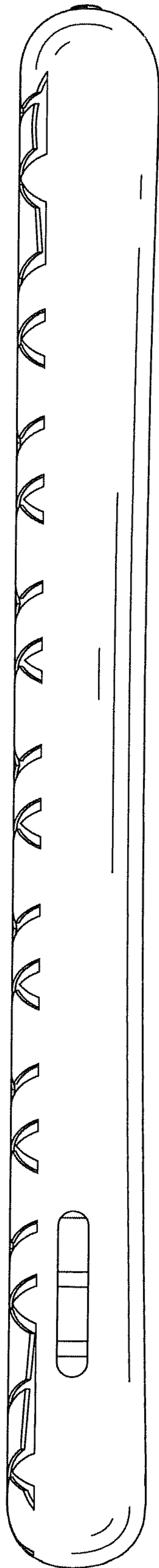


FIG. 7




FIG. 8