



US00D906333S

(12) **United States Design Patent** (10) **Patent No.:** **US D906,333 S**
Skaff (45) **Date of Patent:** **** Dec. 29, 2020**

(54) **CASE**
(71) Applicant: **Thule Sweden AB**, Hillerstorp (SE)
(72) Inventor: **Daniel Skaff**, Boulder, CO (US)
(73) Assignee: **Thule Sweden AB**, Hillerstorp (SE)
(**) Term: **15 Years**

D655,084 S * 3/2012 Shor D3/276
D662,713 S * 7/2012 Marshall D3/315
D663,944 S * 7/2012 Bouskill D3/203.1
D666,815 S * 9/2012 Janus D3/274
D672,958 S * 12/2012 Denzinger D3/289
D677,891 S * 3/2013 Janus D3/289
D685,185 S * 7/2013 Bulzis D3/266
D686,823 S 7/2013 Dial
D690,104 S 9/2013 Phillips et al.
(Continued)

(21) Appl. No.: **29/660,235**
(22) Filed: **Aug. 20, 2018**
(51) **LOC (12) Cl.** **14-02**
(52) **U.S. Cl.**
USPC **D14/440**
(58) **Field of Classification Search**
USPC D14/440, 447, 250; 206/45.23, 320,
206/45.2; 361/679.55; 294/25; 224/218
CPC G06F 1/1628; G06F 1/1626; G06F 1/1669;
A47B 23/044; H04B 1/3888
See application file for complete search history.

OTHER PUBLICATIONS

“Case Logic TS-108 Galaxy Tab 2/3 and Note 7-8 Inch Tablet Sleeve (Black)” Amazon.com, <<https://www.amazon.com/Case-Logic-TS-108-Galaxy-Tablet/dp/B00CTHQ5JM>>, Date First Available May 1, 2013, Accessed Feb. 2, 2018, 8 pages.

(Continued)

Primary Examiner — Cynthia R Underwood
(74) *Attorney, Agent, or Firm* — Sterne, Kessler, Goldstein & Fox, P.L.L.C.

(56) **References Cited**

U.S. PATENT DOCUMENTS

D278,860 S * 5/1985 Katz D3/289
D358,935 S * 6/1995 Chang D3/276
D388,250 S * 12/1997 Robinson D3/232
D402,810 S * 12/1998 Alves D3/289
D452,612 S * 1/2002 Alexandroff D3/263
D500,597 S * 1/2005 Hillman D3/301
D506,609 S * 6/2005 Hillman D3/289
D517,545 S * 3/2006 Buckel D14/345
D535,101 S * 1/2007 Suppancig D3/289
D552,348 S * 10/2007 Martin D3/265
D574,615 S * 8/2008 Picot D3/289
D582,675 S 12/2008 Nelson
7,500,561 B2 * 3/2009 Matias A45C 13/02
206/320
D591,508 S * 5/2009 Lown D3/201
D623,857 S * 9/2010 Austin D3/289

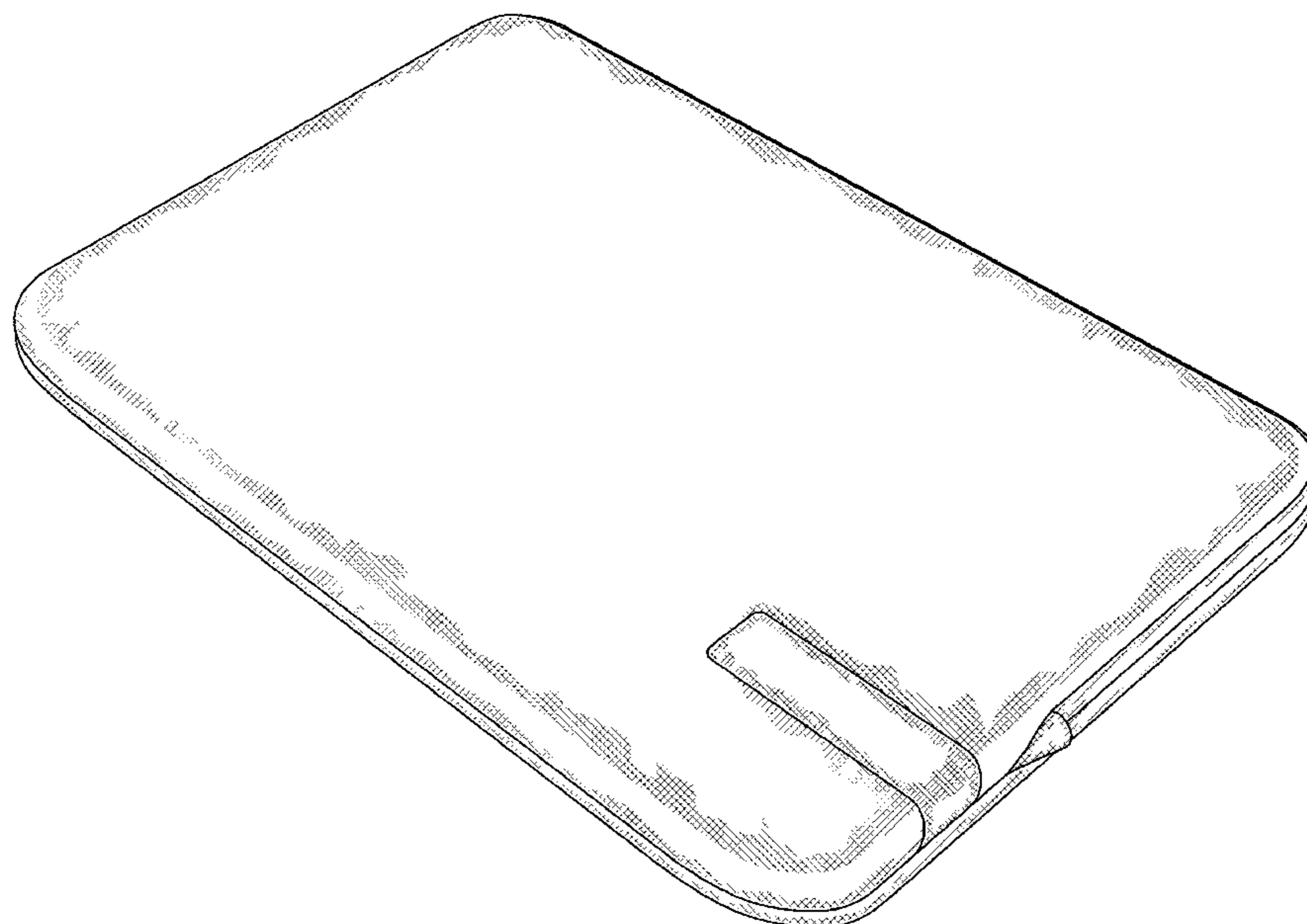
(57) **CLAIM**

The ornamental design for a case, as shown and described.

DESCRIPTION

FIG. 1 is a bottom front perspective view of a case showing the claimed design;
FIG. 2 is a front view thereof;
FIG. 3 is a rear view thereof;
FIG. 4 is a left side view thereof;
FIG. 5 is a right side view thereof;
FIG. 6 is a top view thereof; and,
FIG. 7 is a bottom view thereof.
The broken lines in the figures show portions of the case that form no part of the claimed design. The hatched lines in the figures show shading and not surface ornamentation.

1 Claim, 7 Drawing Sheets



(56)

References Cited

U.S. PATENT DOCUMENTS

D690,513 S 10/2013 Phillips et al.
 D690,702 S 10/2013 Chung
 D690,937 S * 10/2013 Denzinger D3/303
 D694,246 S * 11/2013 Park D14/440
 D703,951 S * 5/2014 Yum D3/274
 D730,647 S * 6/2015 Thompson D3/284
 D731,184 S * 6/2015 Saydar D3/294
 9,056,696 B1 * 6/2015 Reyes A45C 11/00
 D752,052 S * 3/2016 Park D14/440
 D754,666 S * 4/2016 Tiffen D14/440
 D761,563 S * 7/2016 Requa D3/249
 D762,060 S * 7/2016 Adio D3/243
 D772,234 S 11/2016 Kuo et al.
 D776,121 S 1/2017 Mecchella et al.
 D796,201 S 9/2017 Willows et al.
 D801,045 S * 10/2017 Claxton D3/265
 D802,596 S 11/2017 Hannon et al.
 D805,299 S * 12/2017 Zhang D3/283
 D805,519 S 12/2017 Diebel et al.
 D807,367 S 1/2018 Stewart
 D808,395 S 1/2018 Fenton

10,162,389 B2 * 12/2018 Tazbaz G06F 1/1681
 D850,792 S * 6/2019 Mather D3/301
 D883,295 S * 5/2020 Han D14/440
 D892,807 S * 8/2020 Chan D14/440
 2004/0134813 A1 * 7/2004 Domotor A45C 3/02
 2009/0114557 A1 5/2009 Nelson
 2012/0240521 A1 * 9/2012 Johnson A45C 13/02
 2013/0264459 A1 10/2013 McCosh et al.
 206/320

OTHER PUBLICATIONS

“Case Logic Huxton13.3" Laptop Sleeve” Amazon.com, <<https://www.amazon.com/Case-Logic-Huxton13-3-Laptop-HUXS-113BLU/dp/B013LIND2O>>, Date First Available Aug. 4, 2015, Accessed Feb. 2, 2018, 7 pages.

“Case Logic Ibira 11" Laptop Sleeve” Amazon.com, <<https://www.amazon.com/Case-Logic-Laptop-Sleeve-IBRS111BLK/dp/B01CVOLL3C>>, Date first available at Amazon.com: Feb. 15, 2017, Accessed Feb. 2, 2018, 5 pages.

* cited by examiner

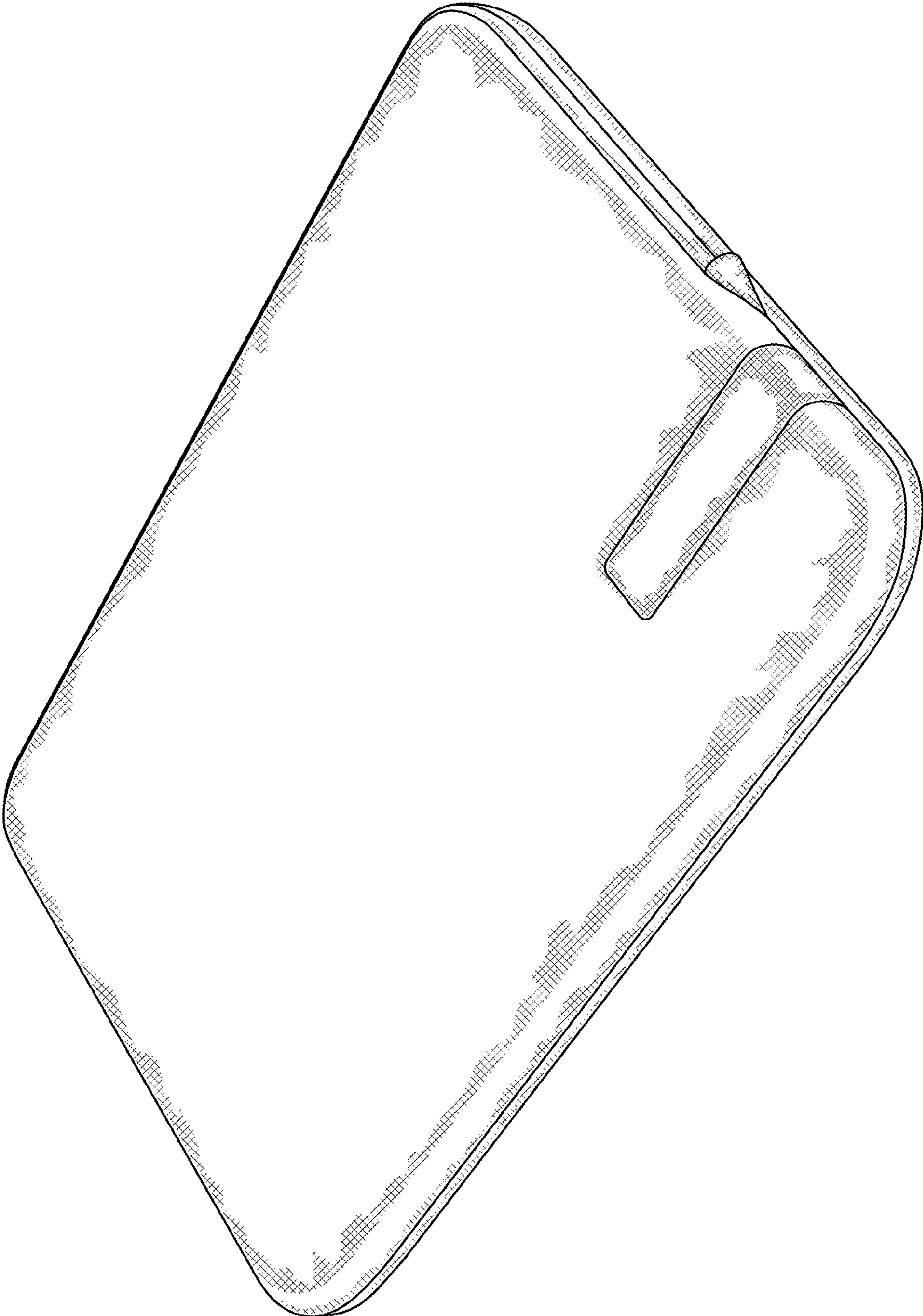


FIG.1




FIG. 2




FIG. 3

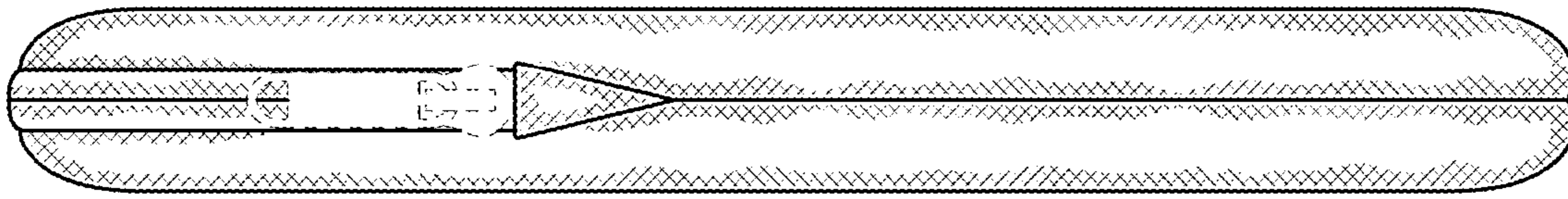


FIG. 4

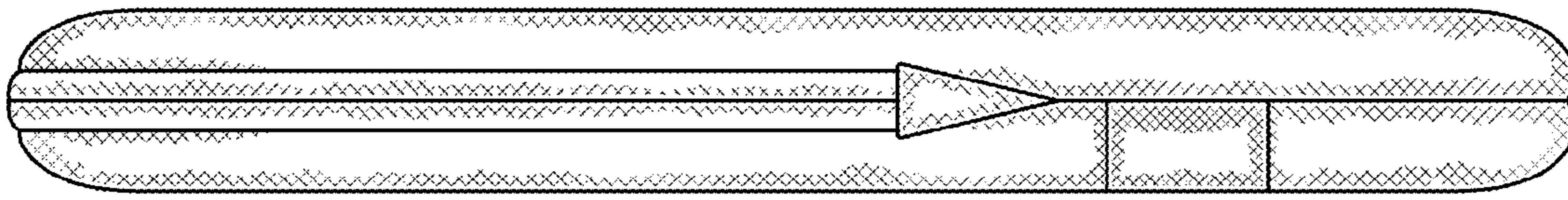


FIG. 5

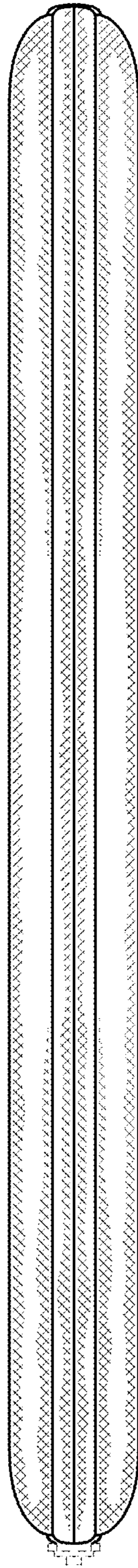


FIG. 6

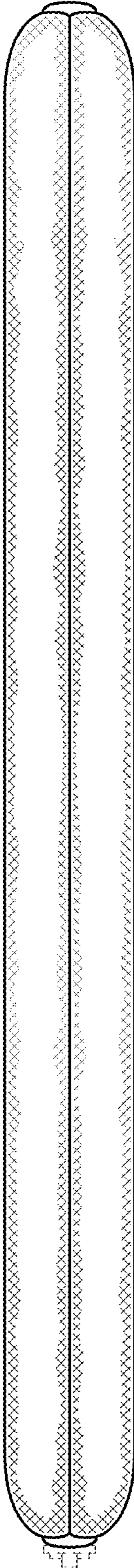


FIG.7