



US00D906298S

(12) **United States Design Patent**
Wang

(10) **Patent No.:** **US D906,298 S**

(45) **Date of Patent:** **** Dec. 29, 2020**

(54) **EARPHONE**

(71) Applicant: **Baoqing Wang**, Shenzhen (CN)

(72) Inventor: **Baoqing Wang**, Shenzhen (CN)

(**) Term: **15 Years**

(21) Appl. No.: **29/705,757**

(22) Filed: **Sep. 16, 2019**

(51) **LOC (12) Cl.** **14-01**

(52) **U.S. Cl.**

USPC **D14/223**

(58) **Field of Classification Search**

USPC D14/223, 205; D24/174; 128/864, 865,
128/866; 381/380, 381; 455/90.3, 575.1,
455/569.1

CPC H04R 1/10; H04R 25/00; H04R 25/02;
H04R 1/1066; H04R 1/1016; H04R
5/033; H04R 5/0335; H04R 1/1091;
H04R 1/105; H04R 5/02

See application file for complete search history.

(56) **References Cited**

U.S. PATENT DOCUMENTS

D176,810 S *	1/1956	Norris	D14/192
D177,346 S *	4/1956	Norris	D14/192
4,539,708 A *	9/1985	Norris	H04B 1/088 455/100
4,550,227 A *	10/1985	Topholm	H04R 25/60 381/324
D321,881 S *	11/1991	Hopewell	D14/192
D350,961 S *	9/1994	Nakamura	D14/205
D452,857 S *	1/2002	Hong	D14/206
D464,638 S *	10/2002	Huang	D14/205
D469,755 S *	2/2003	Hlas	D14/223
D529,901 S *	10/2006	Ohta	D14/223
D543,972 S *	6/2007	Taylor	D14/223
D559,837 S *	1/2008	Nakano	D14/223
D574,814 S *	8/2008	Hammond	D14/205

D579,006 S *	10/2008	Kim	D14/223
D597,534 S *	8/2009	Christopher	D14/223
D603,380 S *	11/2009	Hutchieson	D14/223
D618,211 S *	6/2010	Oguro	D14/205
D621,817 S *	8/2010	Brickstad	D14/223
D635,558 S *	4/2011	Zheng	D14/223
D660,292 S *	5/2012	Rautiainen	D14/223
D666,581 S *	9/2012	Perez	D14/223
8,406,448 B2 *	3/2013	Lin	H04R 1/1091 381/380
D681,602 S *	5/2013	Koch	D14/205
D699,215 S *	2/2014	Koch	D14/205

(Continued)

FOREIGN PATENT DOCUMENTS

CN	305743652	*	4/2020
CN	305827930	*	6/2020

(Continued)

Primary Examiner — Paula Allen Greene

(74) *Attorney, Agent, or Firm* — HYIP

(57) **CLAIM**

The ornamental design for an earphone, as shown and described.

DESCRIPTION

FIG. 1 is a first perspective view of an earphone showing my new design;

FIG. 2 is a second perspective view thereof;

FIG. 3 is a front view thereof;

FIG. 4 is a back view thereof;

FIG. 5 is a left side view thereof;

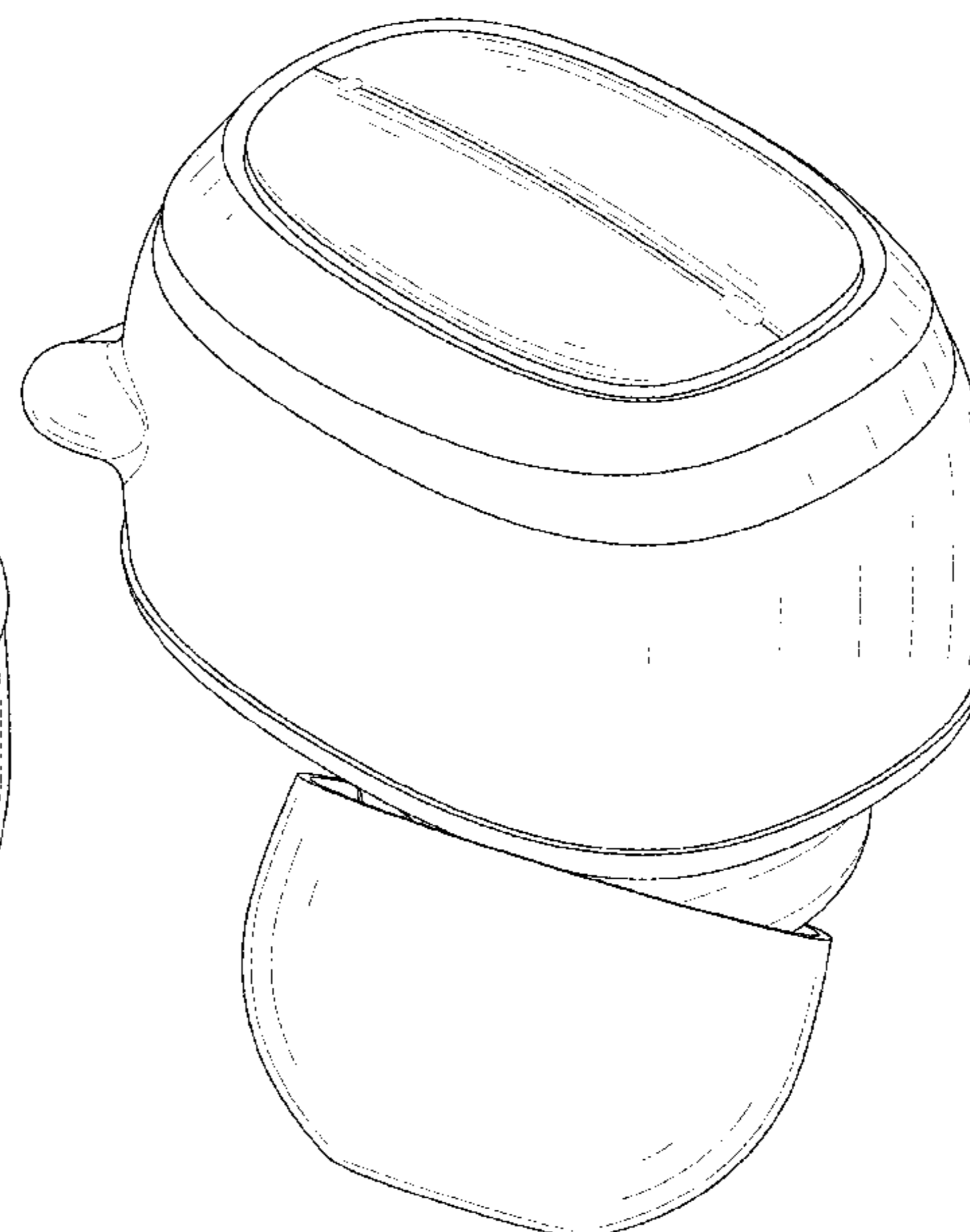
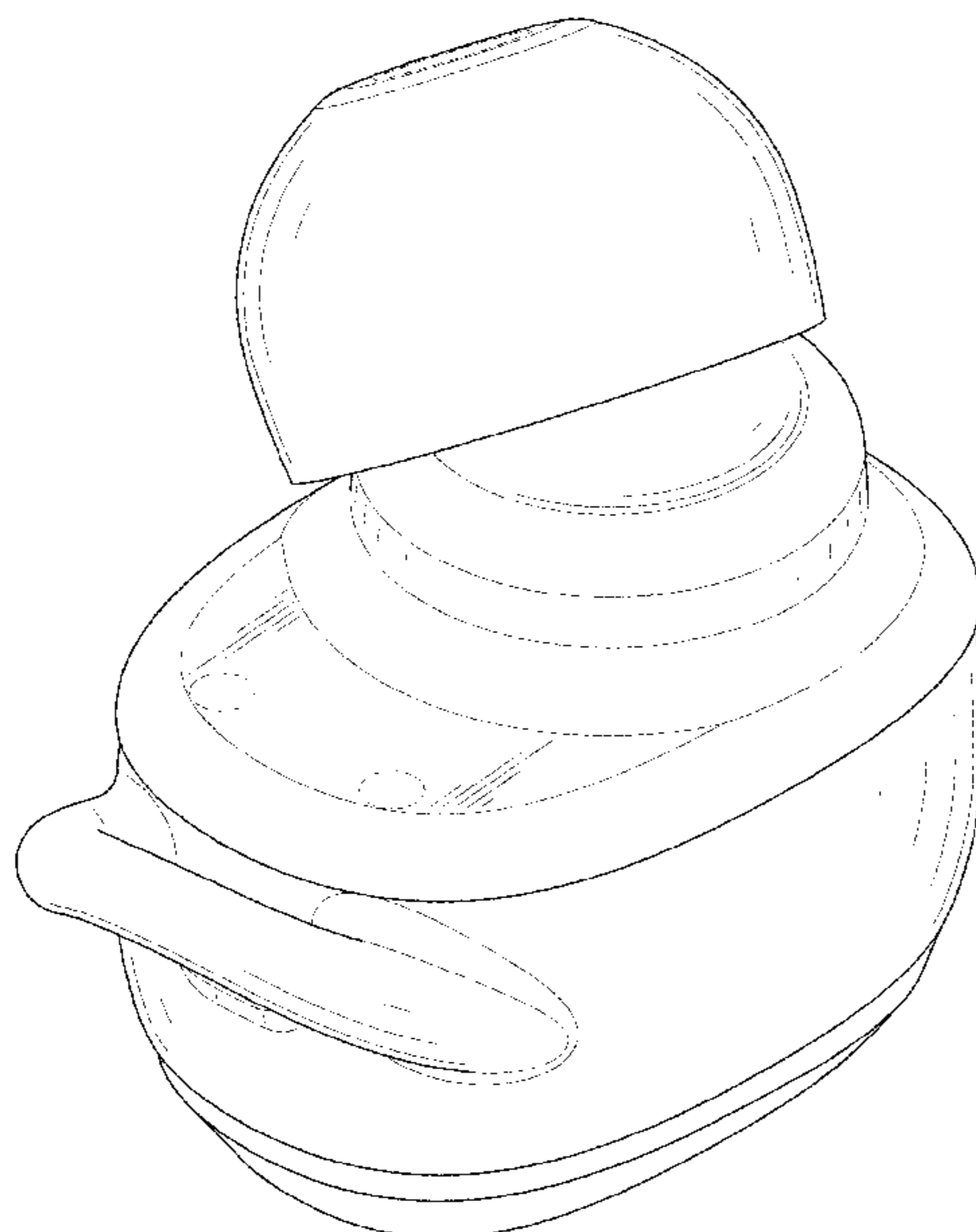
FIG. 6 is a right side view thereof;

FIG. 7 is a top view thereof; and,

FIG. 8 is a bottom view thereof.

The broken lines shown in the drawings depict portions of the earphone in which the design is embodied that form no part of the claimed design.

1 Claim, 8 Drawing Sheets



(56)

References Cited

U.S. PATENT DOCUMENTS

D705,757 S * 5/2014 Yashiro H04R 1/10
D14/223
D711,356 S * 8/2014 Yang D14/223
8,983,108 B2 * 3/2015 Ho H04R 1/1016
381/380
D729,775 S * 5/2015 Seo D14/223
D733,103 S * 6/2015 Jeong D14/224
D735,169 S * 7/2015 Shieh D14/223
D739,851 S * 9/2015 Donohue, II D14/223
D764,445 S * 8/2016 Czaniecki D14/223
D773,439 S * 12/2016 Walker D14/223
D777,170 S * 1/2017 Mihara D14/483
D788,079 S * 5/2017 Son D14/223
D795,224 S * 8/2017 Valenzuela D14/223
D798,843 S * 10/2017 Valenzuela D14/223
D800,097 S * 10/2017 Chen D14/223
D806,879 S * 1/2018 Horbinski D24/174
D810,950 S * 2/2018 Camper D24/189
D817,309 S * 5/2018 Czaniecki D14/223
D834,003 S * 11/2018 Maeda D14/223
D841,626 S * 2/2019 Tang D14/223
D845,932 S * 4/2019 Lu D14/223
D852,171 S * 6/2019 Cai D14/223
D858,489 S * 9/2019 Hu D14/223
D863,263 S * 10/2019 Yu D14/223
D864,919 S * 10/2019 Bonahoom D14/223

D870,708 S * 12/2019 Lindenberger D14/223
D871,376 S * 12/2019 Zhou D14/223
D872,064 S * 1/2020 Cai D14/223
D875,719 S * 2/2020 Wen D14/223
D883,262 S * 5/2020 Wu D14/223
D884,681 S * 5/2020 Zhang D14/223
D890,727 S * 7/2020 Park D14/223
D892,086 S * 8/2020 Bonahoom D14/223
D892,769 S * 8/2020 Cai D14/223
D894,158 S * 8/2020 Gu D14/223
D897,999 S * 10/2020 Li D14/223
D899,405 S * 10/2020 Vaclavik D14/223
2012/0114160 A1 * 5/2012 Lin H04R 1/1091
381/380
2014/0064548 A1 * 3/2014 Chu H04R 1/1091
381/380
2014/0205125 A1 * 7/2014 Triato H04R 1/1066
381/330
2019/0014403 A1 * 1/2019 Lee H04R 1/1016
2020/0219525 A1 * 7/2020 Moon G10L 21/038

FOREIGN PATENT DOCUMENTS

CN 305965120 * 8/2020
JP D1655842 * 3/2020
JP D1661275 * 5/2020
JP D1670497 * 9/2020

* cited by examiner

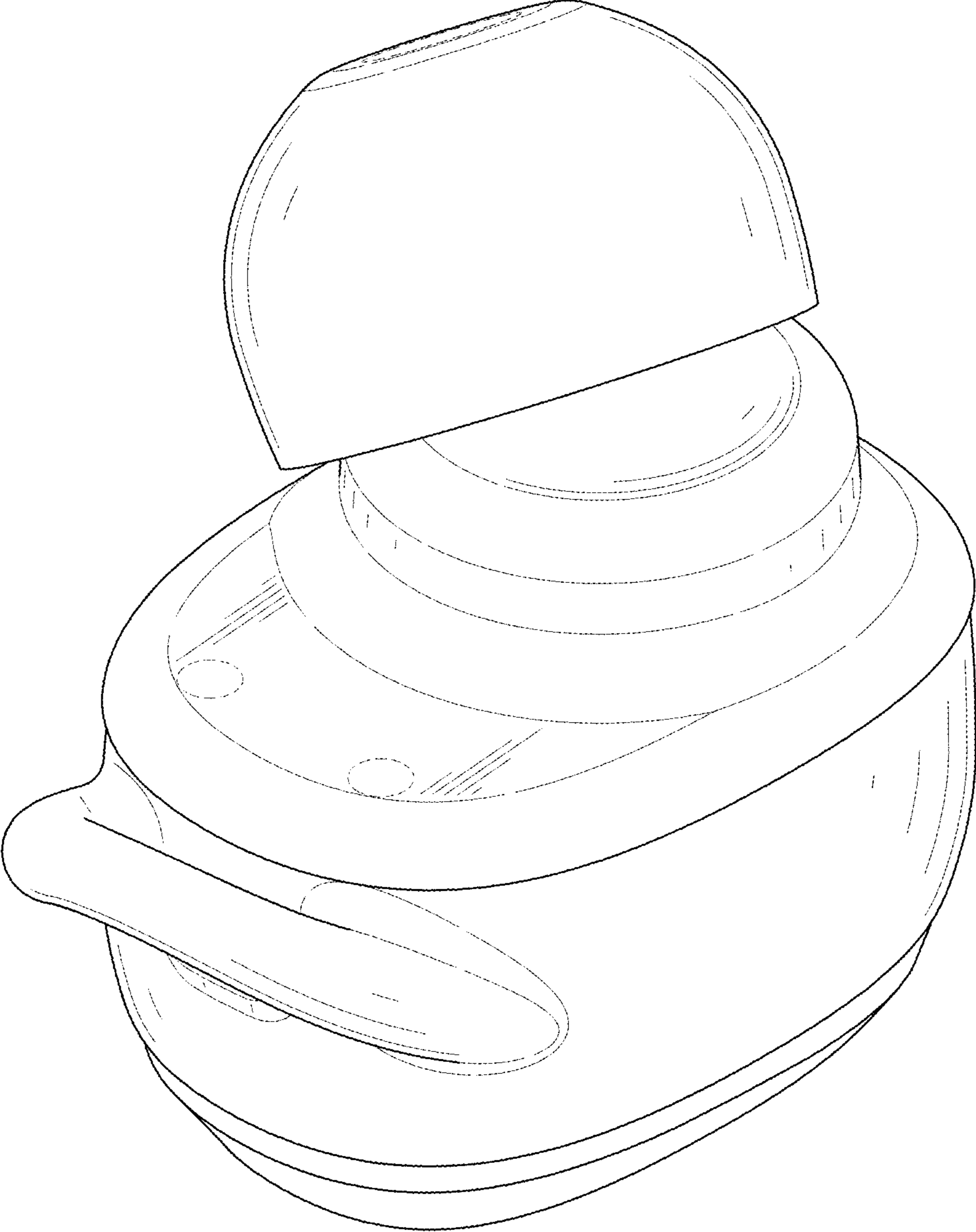


FIG. 1

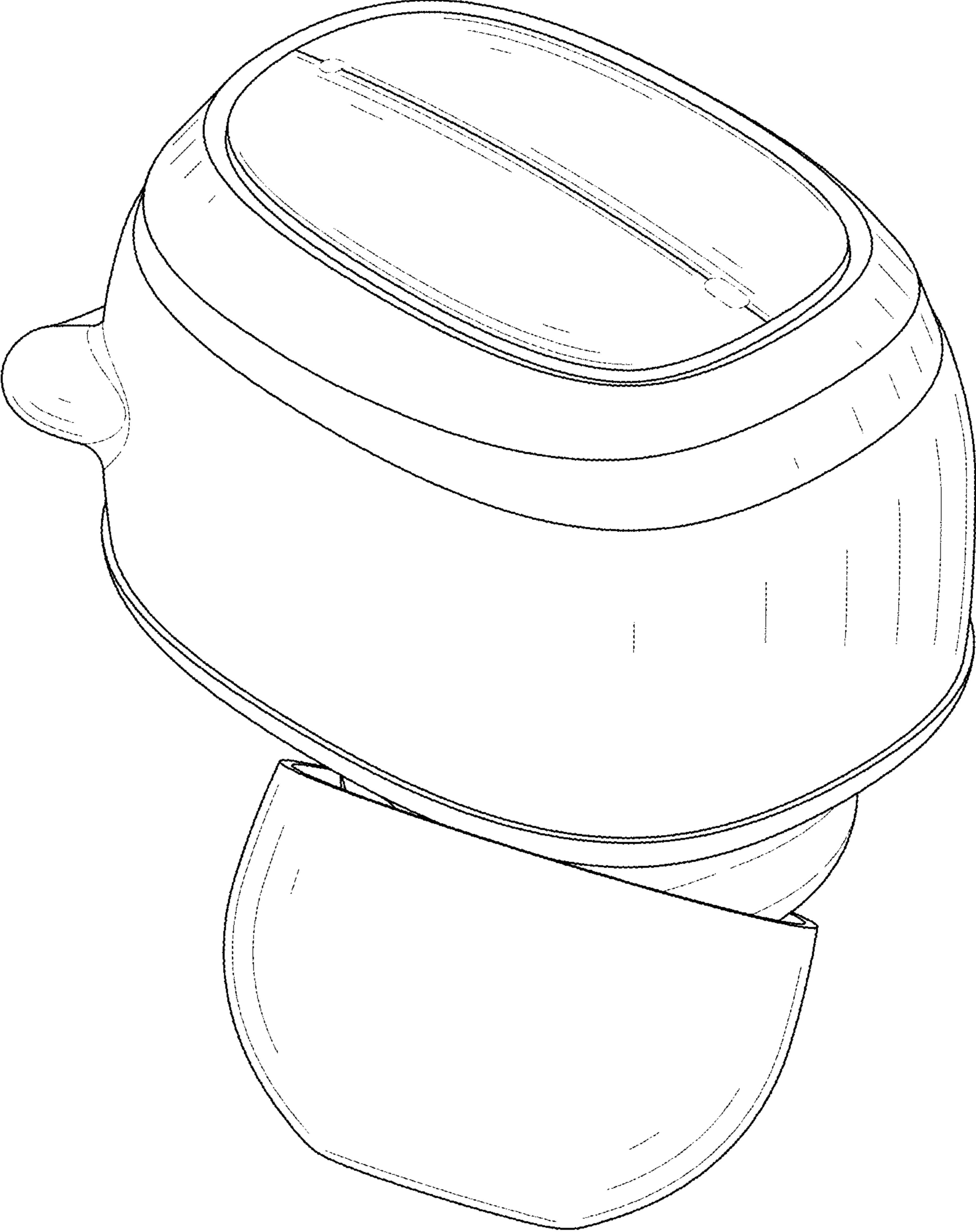


FIG. 2

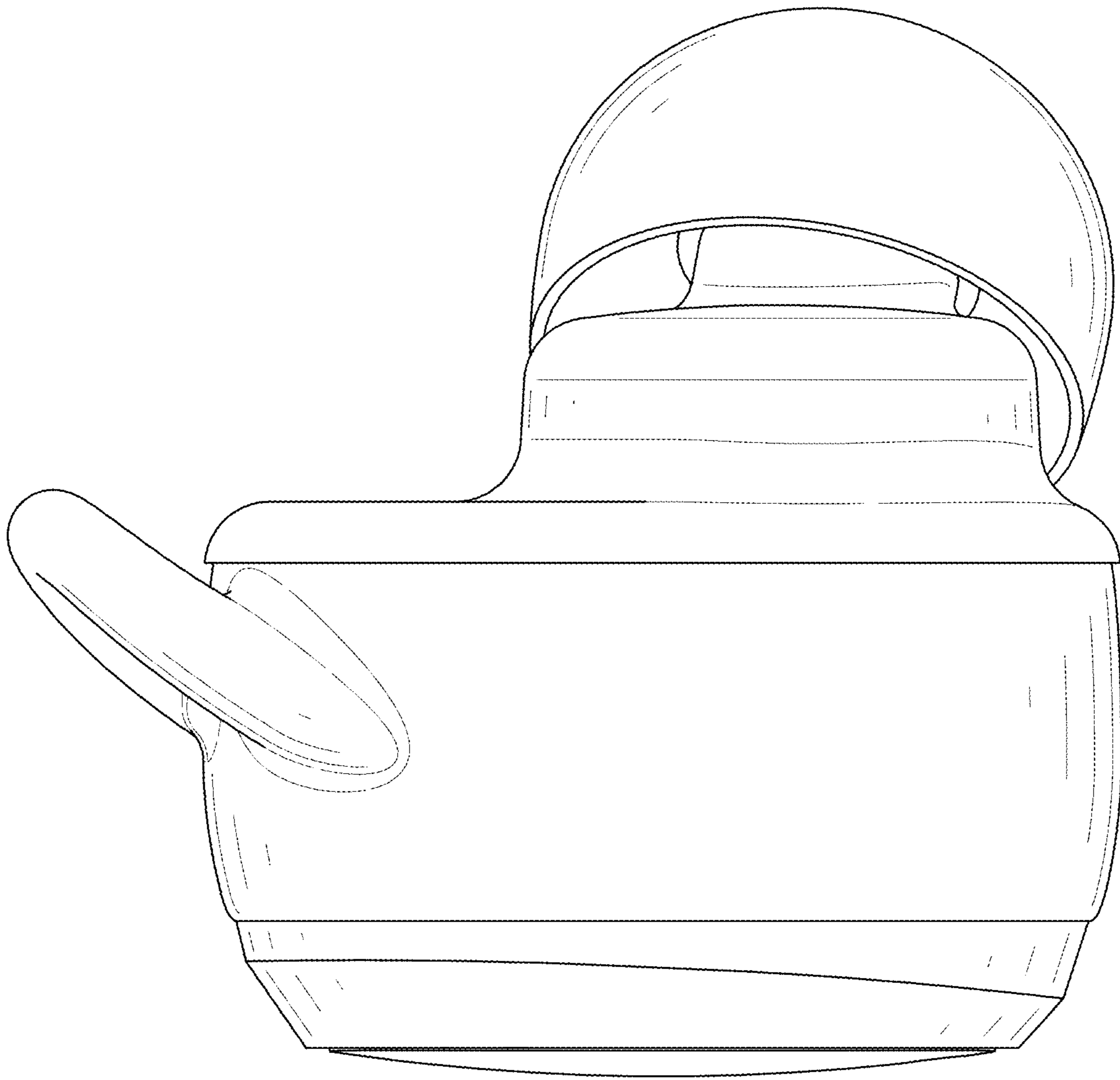


FIG. 3




FIG. 4

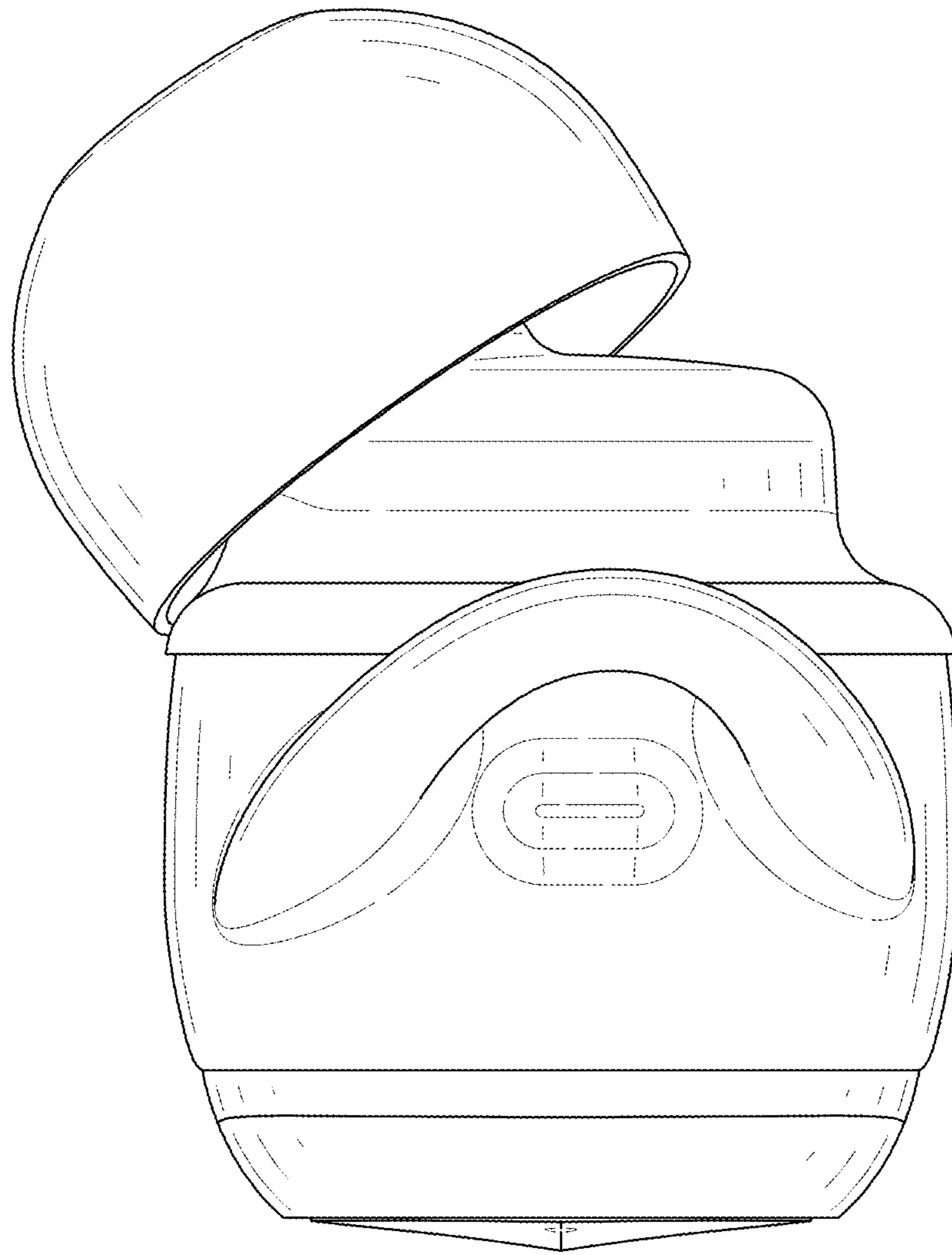


FIG. 5

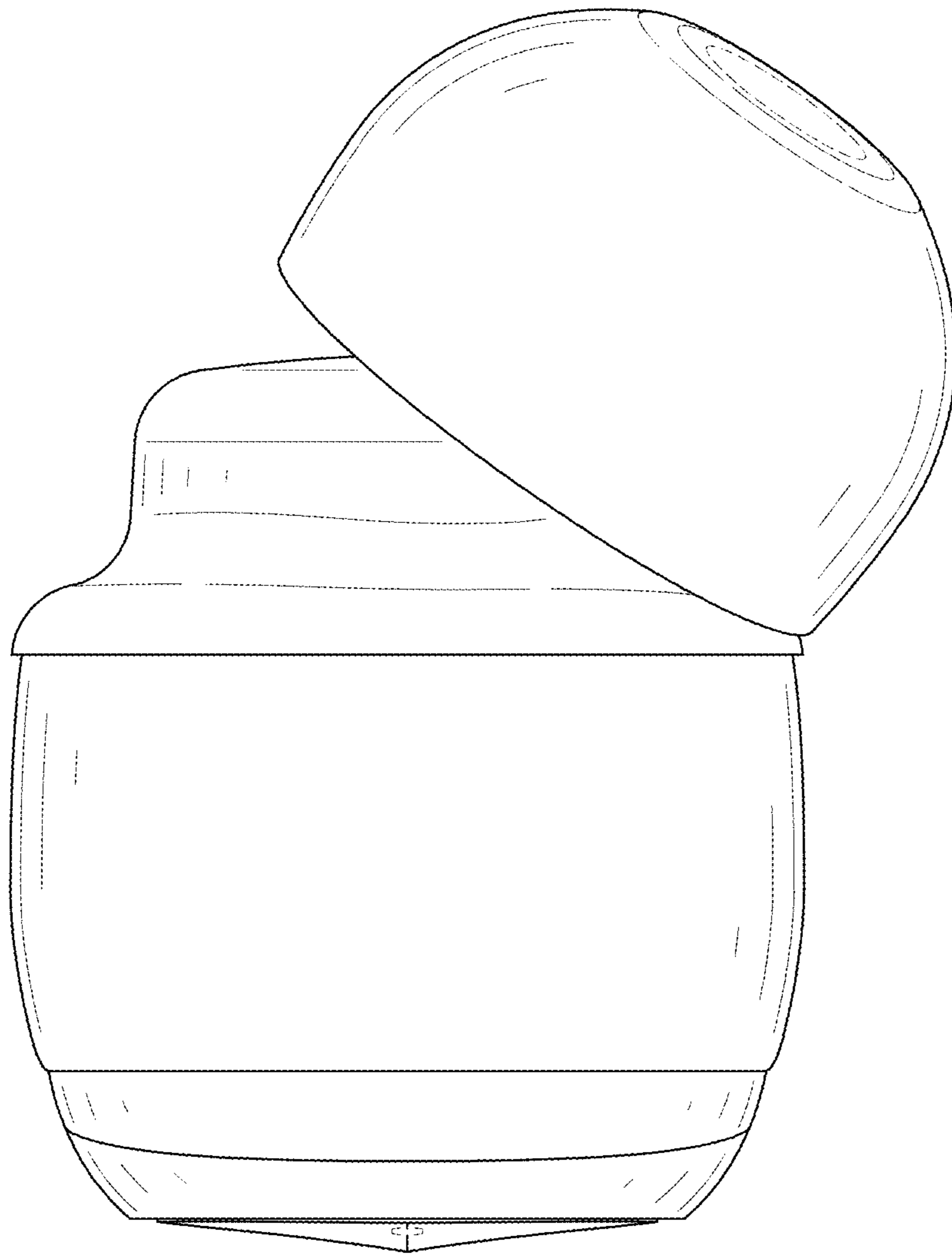


FIG. 6

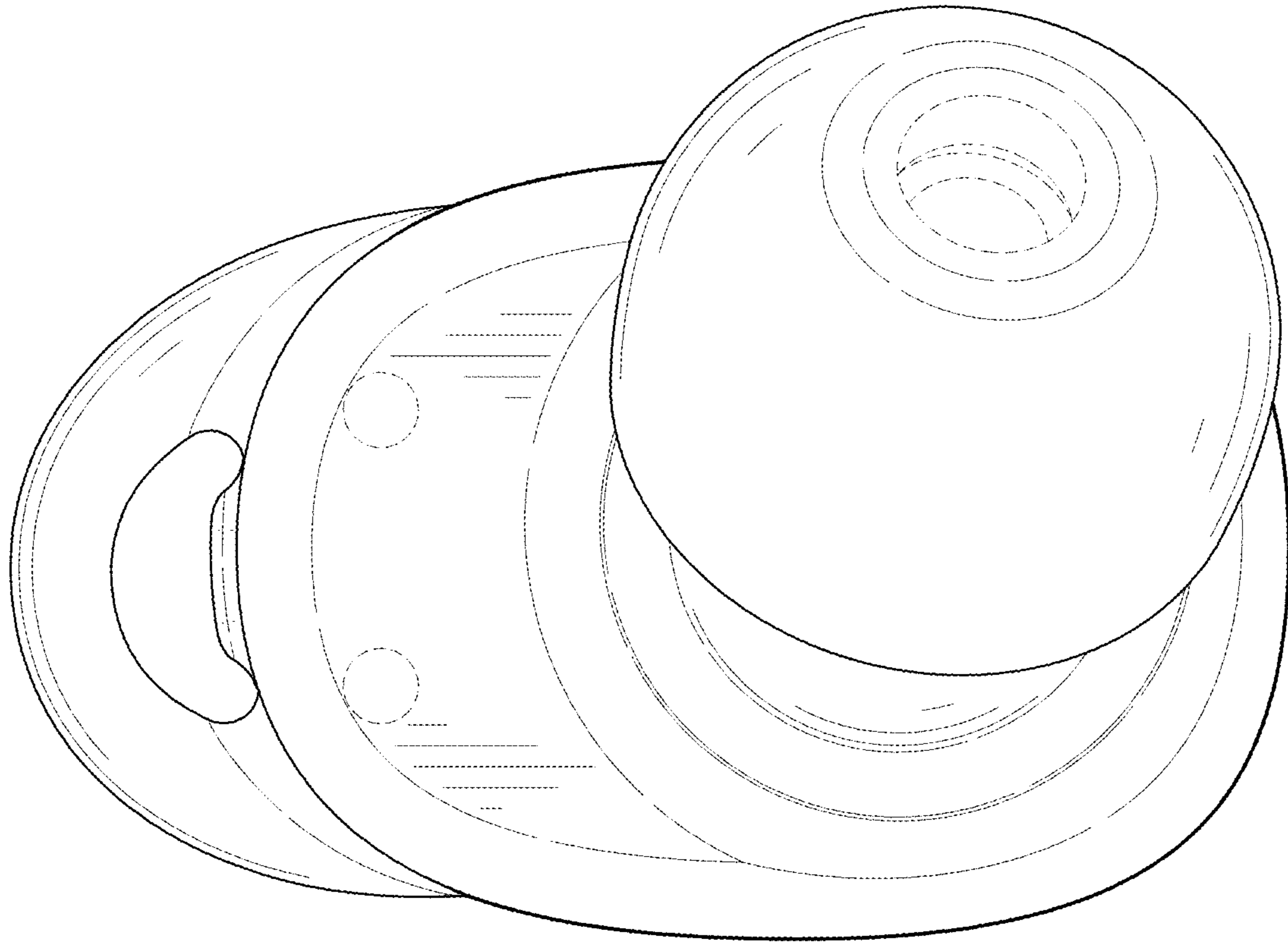


FIG. 7

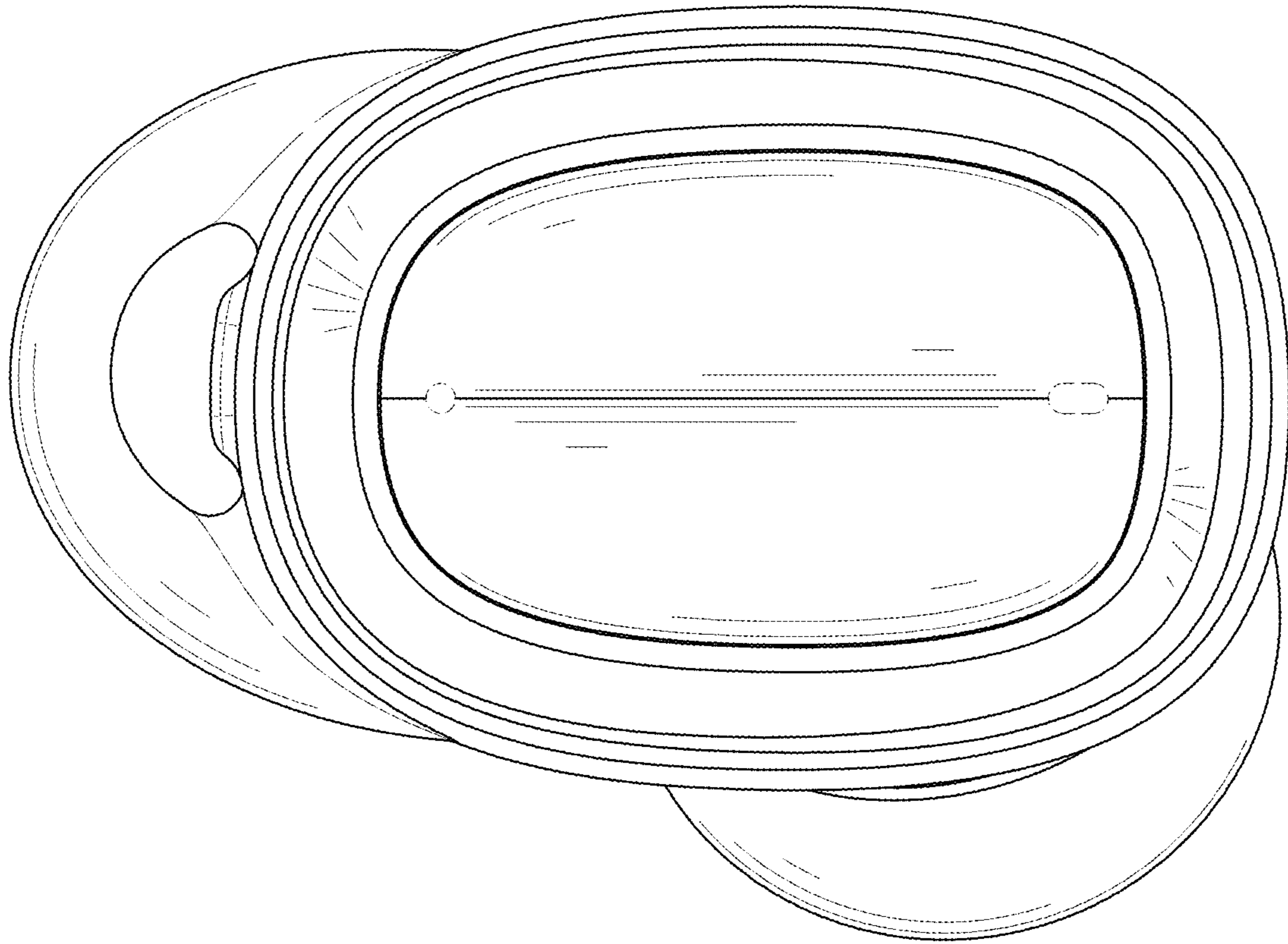


FIG. 8