



US00D906283S

(12) **United States Design Patent** (10) **Patent No.:** **US D906,283 S**  
**Schoolmeester et al.** (45) **Date of Patent:** **\*\* Dec. 29, 2020**

(54) **SOUNDBAR**

2400/00; H04R 2400/07; H04R 2499/11;  
H04R 2499/13; H04R 2499/15; H04S  
3/00; H04S 7/30

(71) Applicant: **Bose Corporation**, Framingham, MA  
(US)

See application file for complete search history.

(72) Inventors: **Mark Schoolmeester**, Grand Rapids,  
MI (US); **Seth N. Green**, Newton, MA  
(US)

(56) **References Cited**

U.S. PATENT DOCUMENTS

(73) Assignee: **Bose Corporation**, Framingham, MA  
(US)

D743,940 S *	11/2015	Yang .....	D14/214
D766,873 S *	9/2016	Washio .....	D14/214
D791,736 S *	7/2017	Schoolmeester .....	D14/214
D818,455 S *	5/2018	McManigal .....	D14/214
D826,216 S *	8/2018	Schoolmeester .....	D14/214
D826,891 S *	8/2018	Kim .....	D14/204
D835,605 S *	12/2018	Schoolmeester .....	D14/214
D869,439 S *	12/2019	Kim .....	D14/214
D874,667 S *	2/2020	McManigal .....	D24/214

(\*\*) Term: **15 Years**

\* cited by examiner

(21) Appl. No.: **29/657,453**

(22) Filed: **Jul. 23, 2018**

**Related U.S. Application Data**

(63) Continuation of application No. 29/610,131, filed on  
Jul. 10, 2017, now Pat. No. Des. 826,216, which is a  
continuation of application No. 29/547,351, filed on  
Dec. 3, 2015, now Pat. No. Des. 791,736.

*Primary Examiner* — Keli L Hill

(74) *Attorney, Agent, or Firm* — Bose Corporation

(51) **LOC (12) Cl.** ..... **14-01**

(57) **CLAIM**

The ornamental design for soundbar, substantially as shown  
and described.

(52) **U.S. Cl.**  
USPC ..... **D14/214**


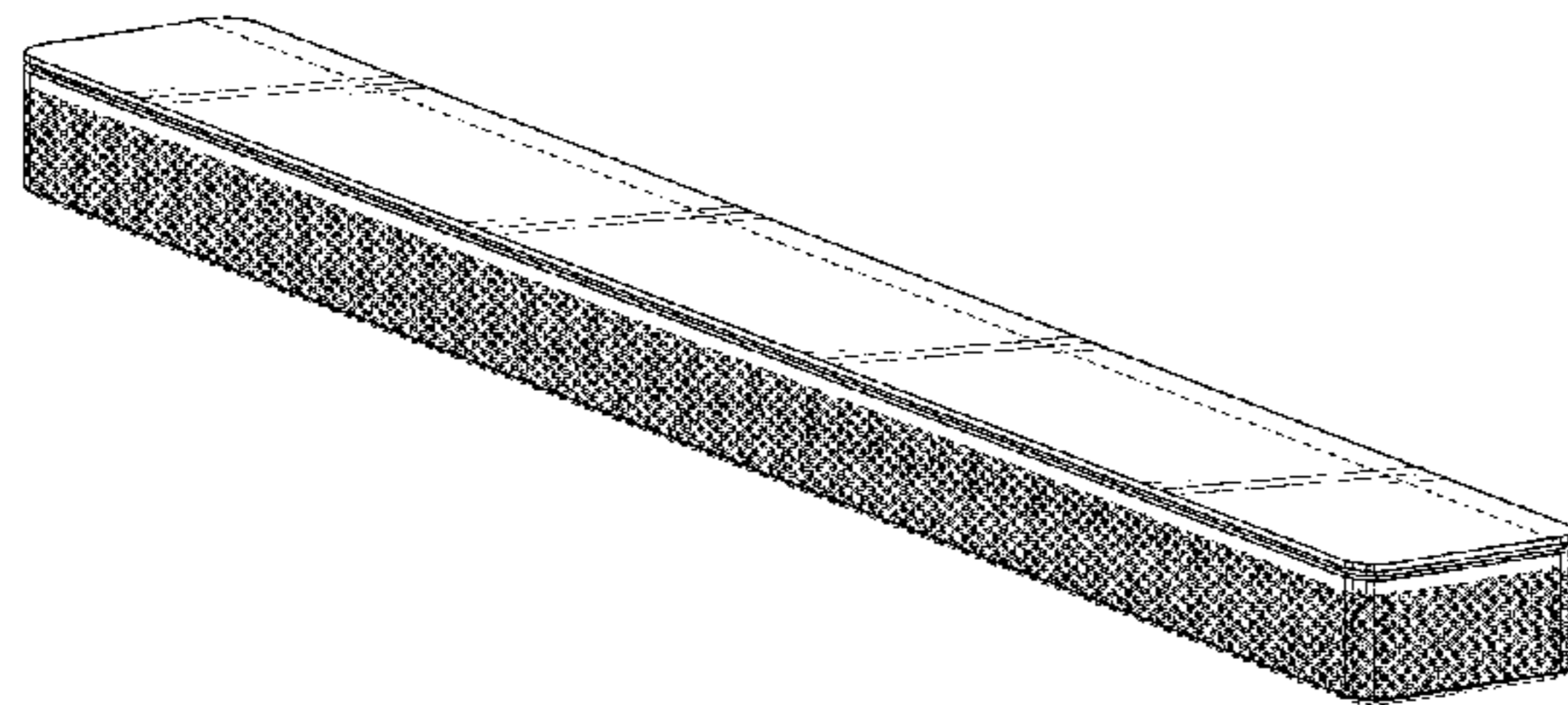
**DESCRIPTION**

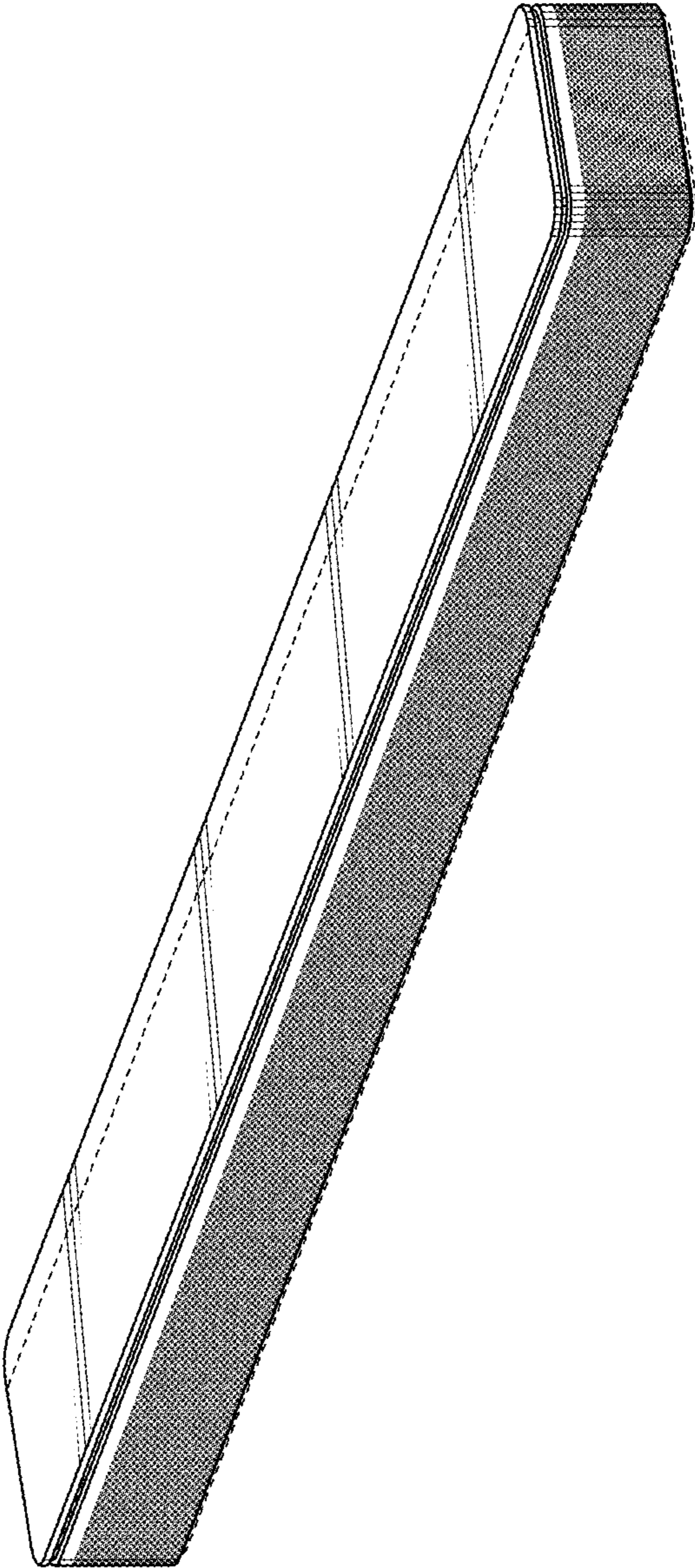
(58) **Field of Classification Search**  
USPC ..... D14/167, 168, 170–172, 188, 194–196,  
D14/204, 209.1, 210–216, 219, 221, 222,  
D14/224, 239, 496  
CPC ..... B60R 11/0217; G06F 1/1688; G10K 9/22;  
G10K 11/004; H03F 1/327; H04M 1/03;  
H04M 1/035; H04N 5/642; H04N  
21/4852; H04R 1/02; H04R 1/06; H04R  
1/021; H04R 1/025; H04R 1/026; H04R  
1/028; H04R 1/105; H04R 1/323; H04R  
1/403; H04R 1/2803; H04R 1/2834;  
H04R 5/02; H04R 7/20; H04R 9/06;  
H04R 9/025; H04R 2201/021; H04R

FIG. 1 is a perspective view of a soundbar as seen from the  
front, top and side;  
FIG. 2 is a front view thereof;  
FIG. 3 is a rear view thereof;  
FIG. 4 is a top view thereof;  
FIG. 5 is a bottom view thereof;  
FIG. 6 is an opposite side view thereof; and,  
FIG. 7 is a side view thereof.


The dotted line portions of the drawings represent environ-  
mental structure only and form no part of the claimed  
design.

**1 Claim, 3 Drawing Sheets**

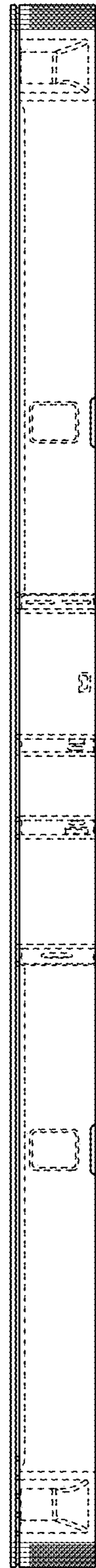





**FIG. 1**




**FIG. 2**




**FIG. 3**




**FIG. 4**



**FIG. 5**



**FIG. 6**



**FIG. 7**