

US00D906255S

(12) **United States Design Patent**
Yamaguchi

(10) **Patent No.:** **US D906,255 S**

(45) **Date of Patent:** **** Dec. 29, 2020**

(54) **BUSHING**

(71) Applicant: **TAIHO KOGYO CO., LTD.**, Toyota
(JP)

(72) Inventor: **Sosuke Yamaguchi**, Toyota (JP)

(73) Assignee: **TAIHO KOGYO CO., LTD.**, Toyota
(JP)

(**) Term: **15 Years**

(21) Appl. No.: **29/614,773**

(22) Filed: **Aug. 23, 2017**

(30) **Foreign Application Priority Data**

Feb. 23, 2017 (JP) 2017-003550
Feb. 23, 2017 (JP) 2017-003551
Feb. 23, 2017 (JP) 2017-003552

(51) **LOC (12) Cl.** **13-03**

(52) **U.S. Cl.**
USPC **D13/149; D15/143**

(58) **Field of Classification Search**
USPC D13/110, 112-114, 118, 123, 133,
D13/152-154, 173, 178, 184, 199, 149;
D15/138, 143, 199
CPC F16C 9/00; F16C 9/02; F16C 9/03; F16C
9/04; F16C 17/07; F16C 33/10; F16C
33/14; F16C 33/20; F16C 33/66; H01B
17/26
See application file for complete search history.

(56) **References Cited**

U.S. PATENT DOCUMENTS

1,923,514 A * 8/1933 Stockfleth F16C 17/026
384/292
2,004,254 A * 6/1935 Taub F16C 9/04
384/288

5,009,522 A * 4/1991 Hahn F16C 9/02
384/273
6,176,621 B1 * 1/2001 Naitoh F16C 9/00
384/286
6,338,575 B1 * 1/2002 Chen F16C 17/26
384/279

(Continued)

OTHER PUBLICATIONS

Taiho Kogyo Corporation of Yantai Bushing, dated Dec. 8, 2013,
[online], [site visited Oct. 25, 2019]. Available from Internet, URL:
http://www.taihonet.com/en/product_detail_73.html (Year: 2013).*

(Continued)

Primary Examiner — Angela J Lee

Assistant Examiner — Shawn T Gingrich

(74) *Attorney, Agent, or Firm* — Sughrue Mion, PLLC

(57) **CLAIM**

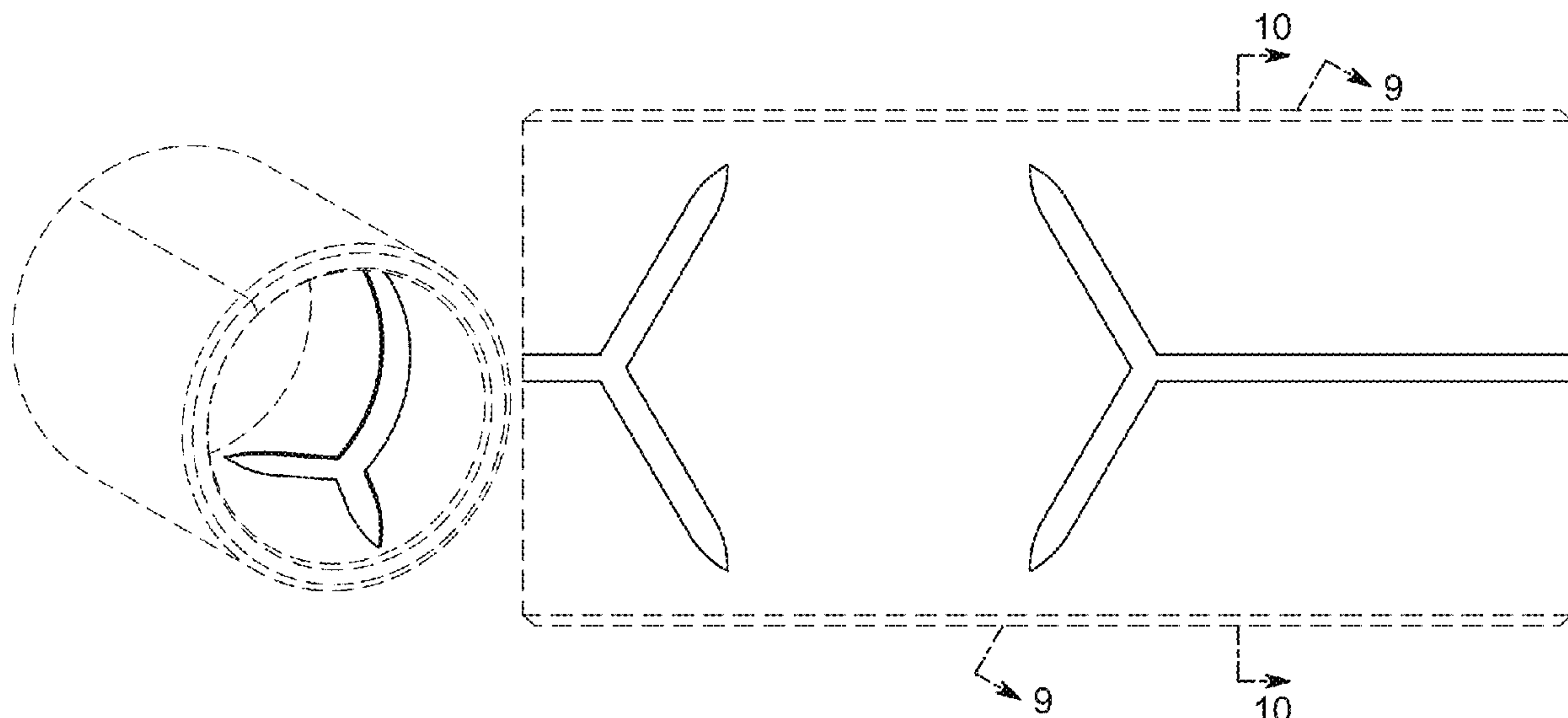
The ornamental design for a bushing, as shown and described.

DESCRIPTION

FIG. 1 is a perspective view showing a bushing in use;
FIG. 2 is a front view thereof;
FIG. 3 is a plan view thereof;
FIG. 4 is a bottom view thereof;
FIG. 5 is a left side view thereof;
FIG. 6 is a right side view thereof;
FIG. 7 is a rear view thereof;
FIG. 8 is an interior view thereof shown in a flat configuration for illustrative clarity;
FIG. 9 is a cross-sectional view thereof taken along lines 9-9 in FIG. 8; and,
FIG. 10 is a cross-sectional view thereof taken along lines 10-10 in FIG. 8.

The broken lines in the drawings are intended to show portions of the bushing that are not being claimed, and thus form no part of the claimed design.

1 Claim, 5 Drawing Sheets



(56)

References Cited

U.S. PATENT DOCUMENTS

6,491,438 B1 * 12/2002 Ono F16C 9/02
384/288
D541,752 S * 5/2007 Van Haaster D13/153
D564,448 S * 3/2008 Dewberry D13/110
8,616,774 B2 * 12/2013 Kondo F16C 9/04
384/288
8,651,742 B2 * 2/2014 Kondo F16C 9/04
384/288
2001/0048780 A1 * 12/2001 Markovitch F16C 17/026
384/291
2012/0294558 A1 * 11/2012 Ovares F16C 9/02
384/288
2013/0016934 A1 * 1/2013 Garnier F16C 9/00
384/291
2014/0369634 A1 * 12/2014 Kane F16C 33/1095
384/322
2015/0192172 A1 * 7/2015 Maier F16C 39/02
384/283
2017/0067504 A1 * 3/2017 Westnedge F16C 17/02
2017/0268569 A1 * 9/2017 Ookuma F02B 75/04

OTHER PUBLICATIONS

Lister CS 2.25" Big End/Conrod Bearing Shells, dated Mar. 28, 2018, [online], [site visited Oct. 25, 2019]. Available from Internet, URL: <https://www.oldtimerengines.com.au/lister-cs-2-25-big-end-conrod-bearing-shells.html> (Year: 2018).*

MAHLE 223-3717 Piston Pin Bushing, [online], [site visited Sep. 9, 2020]. Available from Internet, URL: <http://cppdiesel.com/mahle-223-3717-piston-pin-bushing-89-15-cummins/> (Year: 2017).*

* cited by examiner

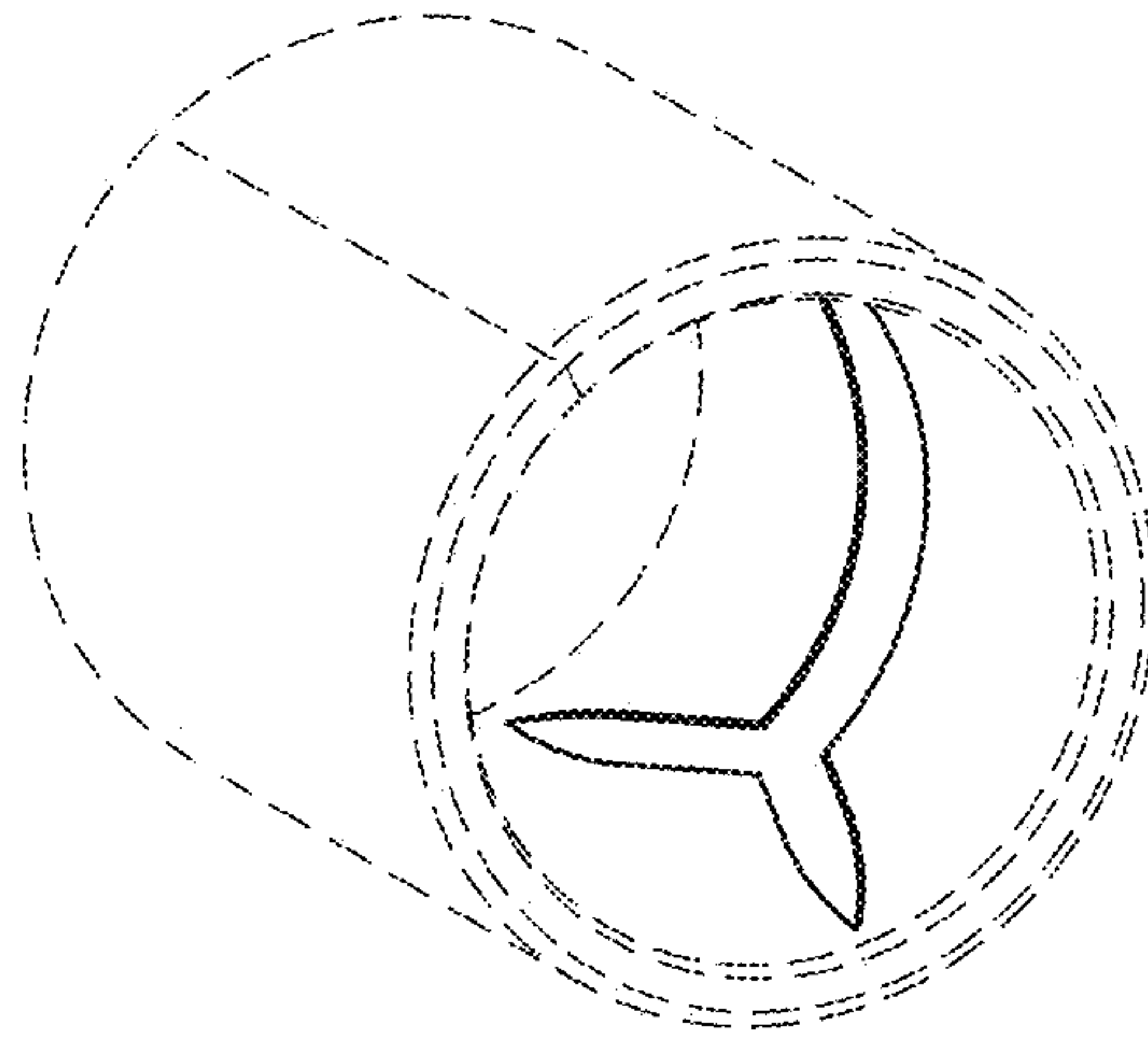


FIG. 1

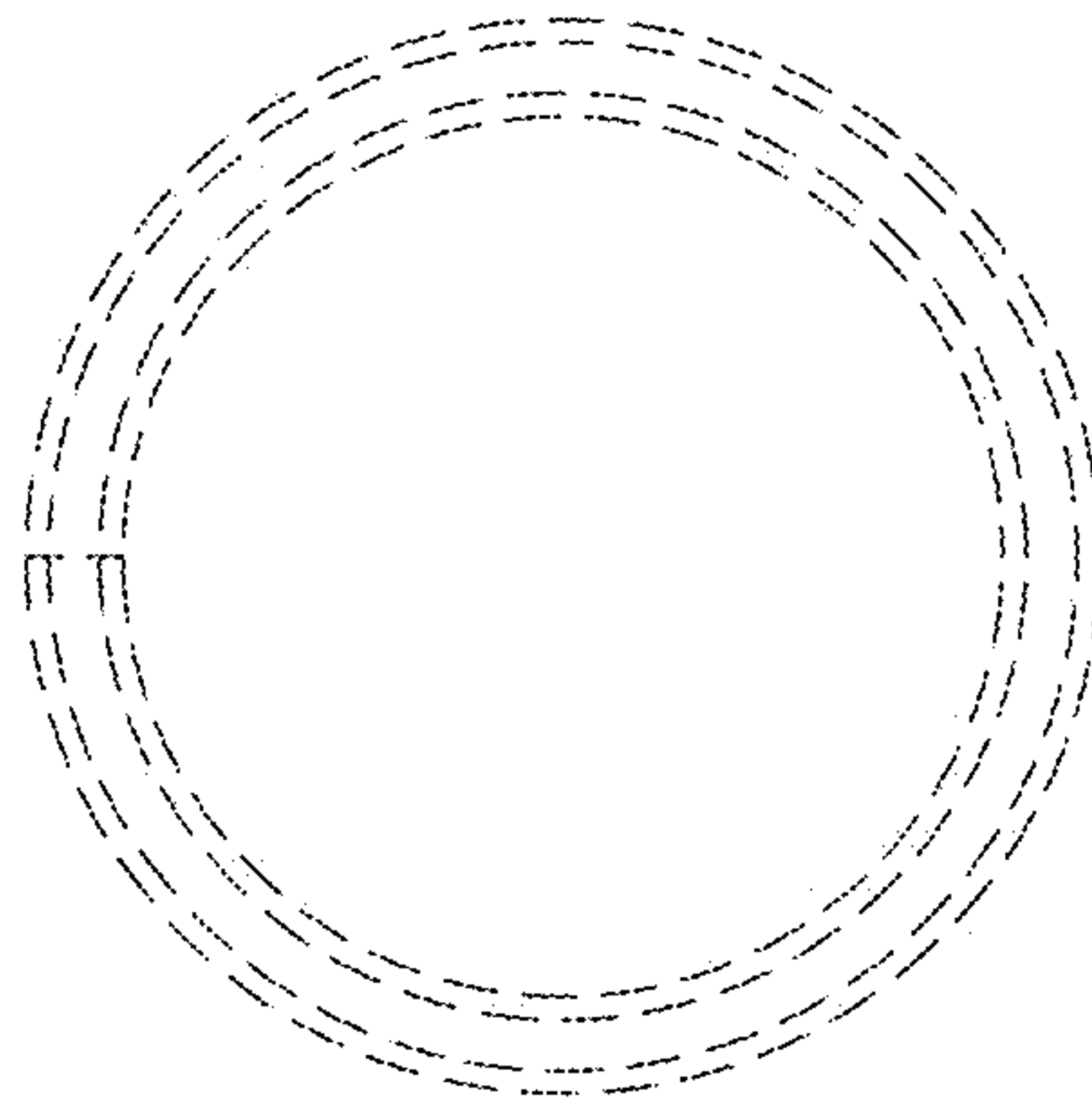


FIG. 2




FIG. 3




FIG. 4



FIG. 5



FIG. 6

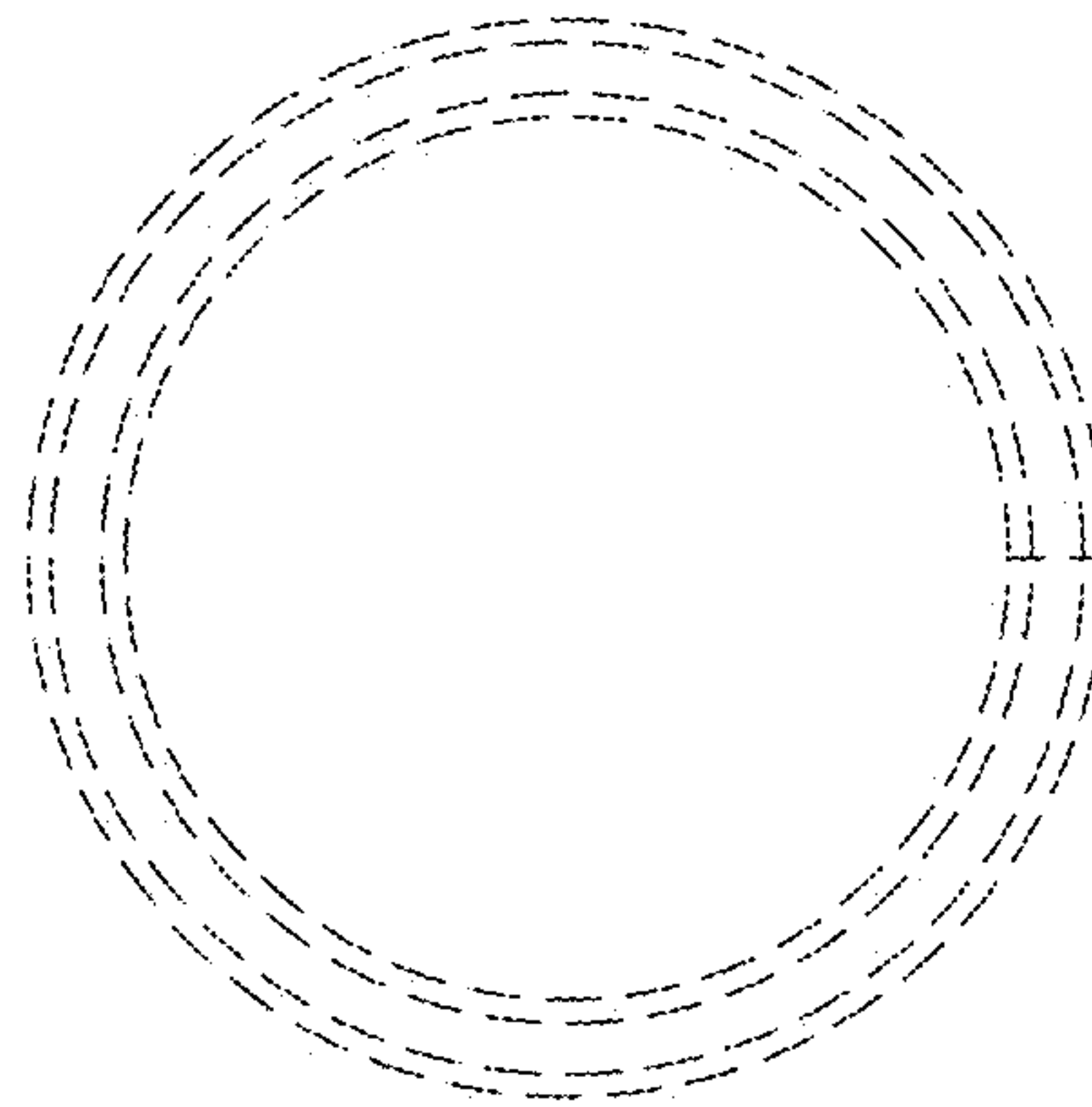


FIG. 7

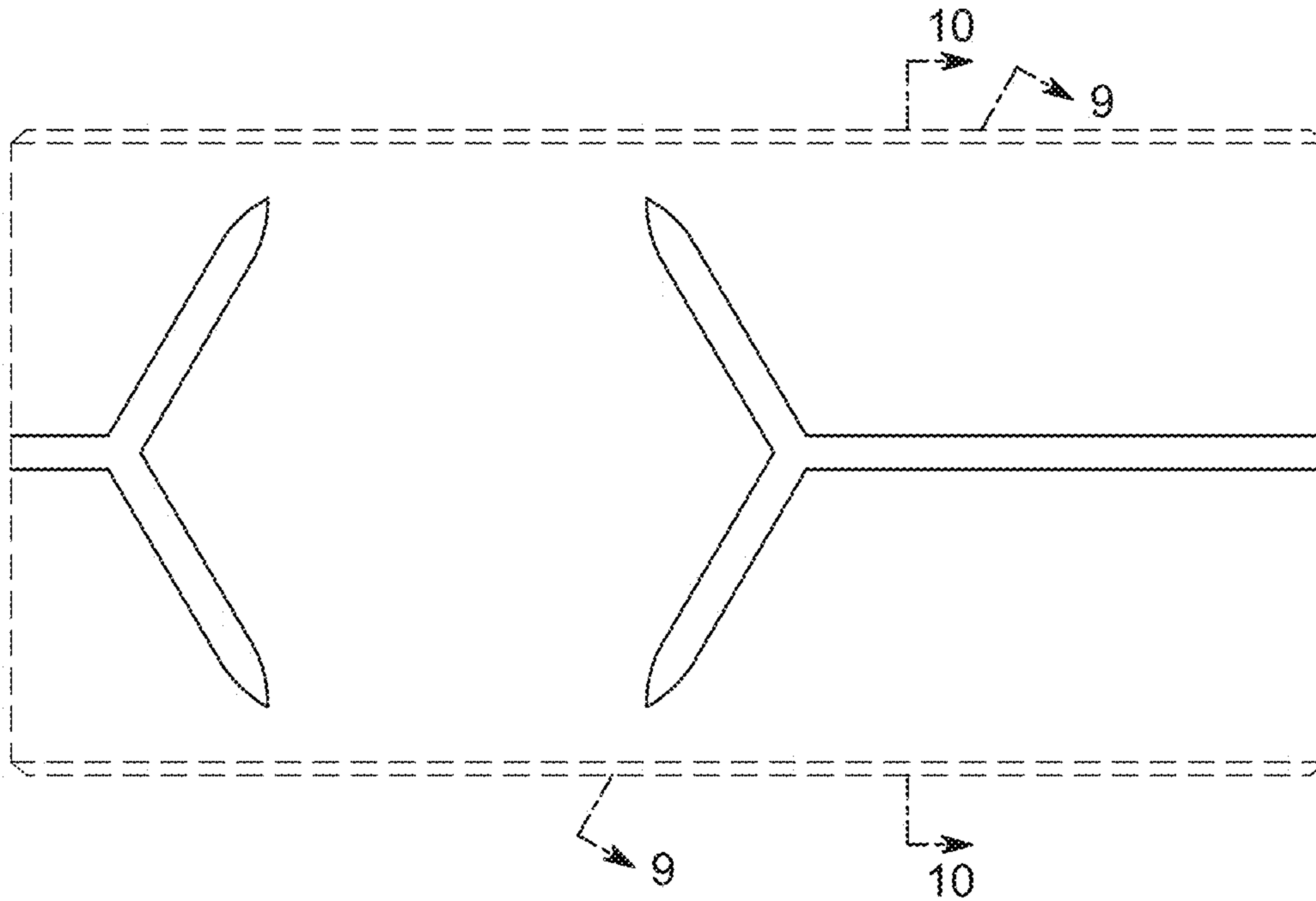


FIG. 8




FIG. 9

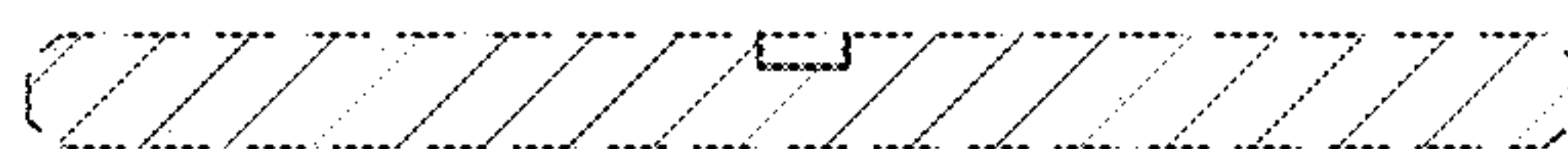


FIG. 10