



US00D906226S

(12) **United States Design Patent** (10) **Patent No.:** **US D906,226 S**
Eriksson et al. (45) **Date of Patent:** **** Dec. 29, 2020**

(54) **COVER STRIP FOR LOAD BAR**
(71) Applicant: **Thule Sweden AB**, Hillerstorp (SE)
(72) Inventors: **Henrik Eriksson**, Jönköping (SE);
Johan Larsson, Jönköping (SE)
(73) Assignee: **Thule Sweden AB**, Hillerstorp (SE)
(**) Term: **15 Years**
(21) Appl. No.: **29/710,469**
(22) Filed: **Oct. 23, 2019**

Related U.S. Application Data

(63) Continuation of application No. 29/653,537, filed on Jun. 15, 2018, now Pat. No. Des. 869,379.
(51) **LOC (12) Cl.** **12-16**
(52) **U.S. Cl.**
USPC **D12/414**
(58) **Field of Classification Search**
USPC D12/401-414, 552, 561; 224/309-310, 224/315-316, 323-329, 400; D6/552, D6/513, 567; D3/304-306; 280/760-762, 848, 727, 769; 296/101.01-100.06; D25/38.1, 43, 119, D25/121-124
CPC B60R 9/00; B60R 9/02; B60R 9/04; B60R 9/08; B60R 9/042; B60R 9/045; B60R 9/048; B60R 9/052; B60R 9/055; B60R 9/058; B60R 9/06; B60R 9/065; B60R 9/10; B60R 9/12

See application file for complete search history.

(56) **References Cited**
U.S. PATENT DOCUMENTS
D691,550 S 10/2013 Moeller
D769,790 S * 10/2016 McFadden D12/414
D855,551 S 8/2019 Shen
D856,901 S 8/2019 Elliott et al.
D859,283 S 9/2019 Adler et al.
D869,379 S * 12/2019 Eriksson D12/414
* cited by examiner

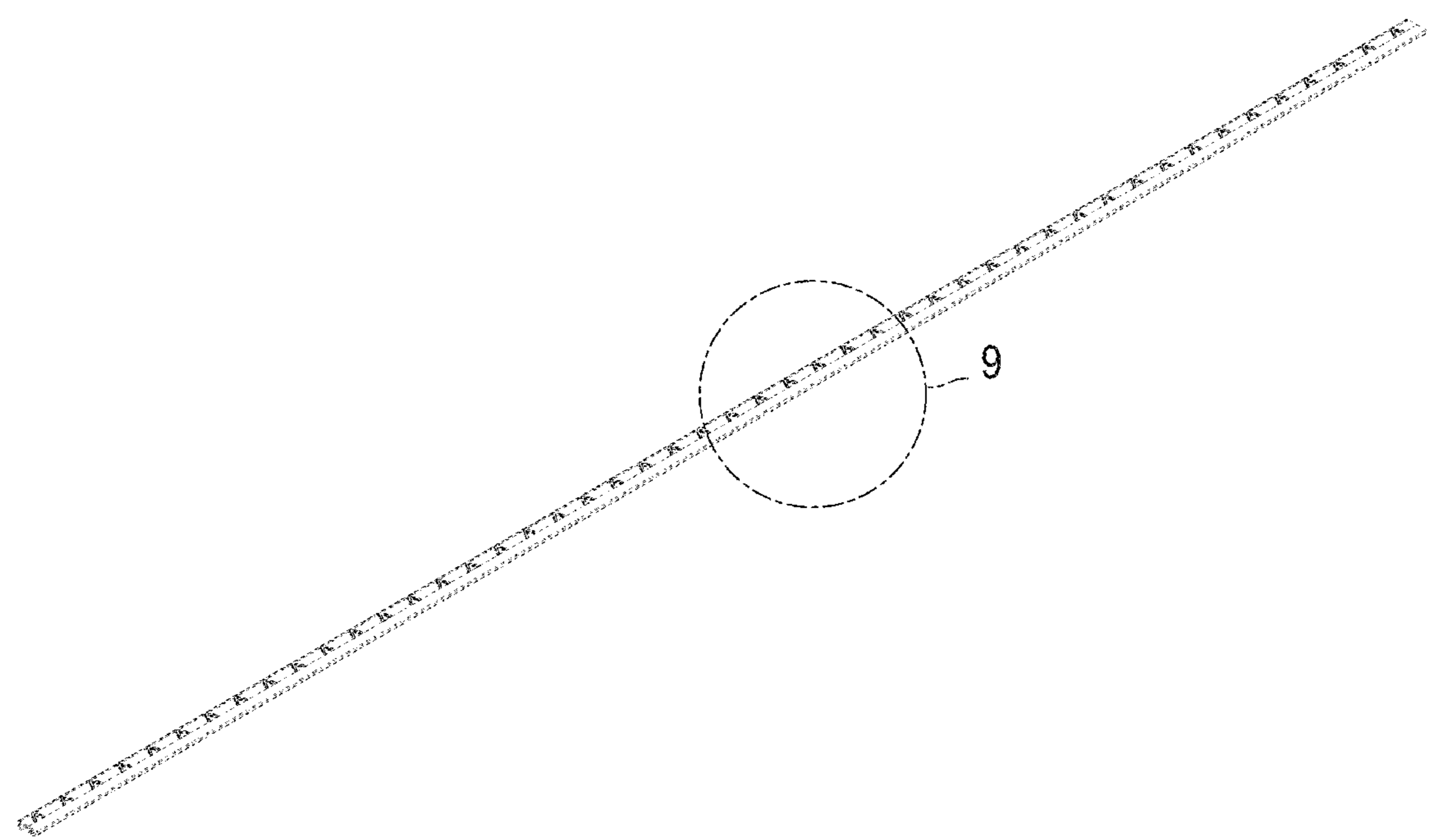
Primary Examiner — Abraham Bahta
(74) *Attorney, Agent, or Firm* — Sterne, Kessler, Goldstein & Fox P.L.L.C.

(57) **CLAIM**
The ornamental design for a cover strip for load bar, as shown and described.

DESCRIPTION

FIG. 1 is a top front perspective view of a cover strip for load bar showing the claimed design;
FIG. 2 is a top view thereof;
FIG. 3 is a bottom view thereof;
FIG. 4 is an enlarged left side view thereof;
FIG. 5 is an enlarged right side view thereof;
FIG. 6 is a front view thereof;
FIG. 7 is a rear view thereof;
FIG. 8 is a bottom perspective view thereof; and,
FIG. 9 is an enlarged top front perspective view of a circumscribed portion of the cover strip for load bar shown in FIG. 1.
The dot-dash broken lines in FIG. 1 show portions of the cover strip for load bar from which an enlarged view has been taken.
The dashed broken lines in the figures show portions of the cover strip for load bar that form no part of the claimed design.

1 Claim, 6 Drawing Sheets



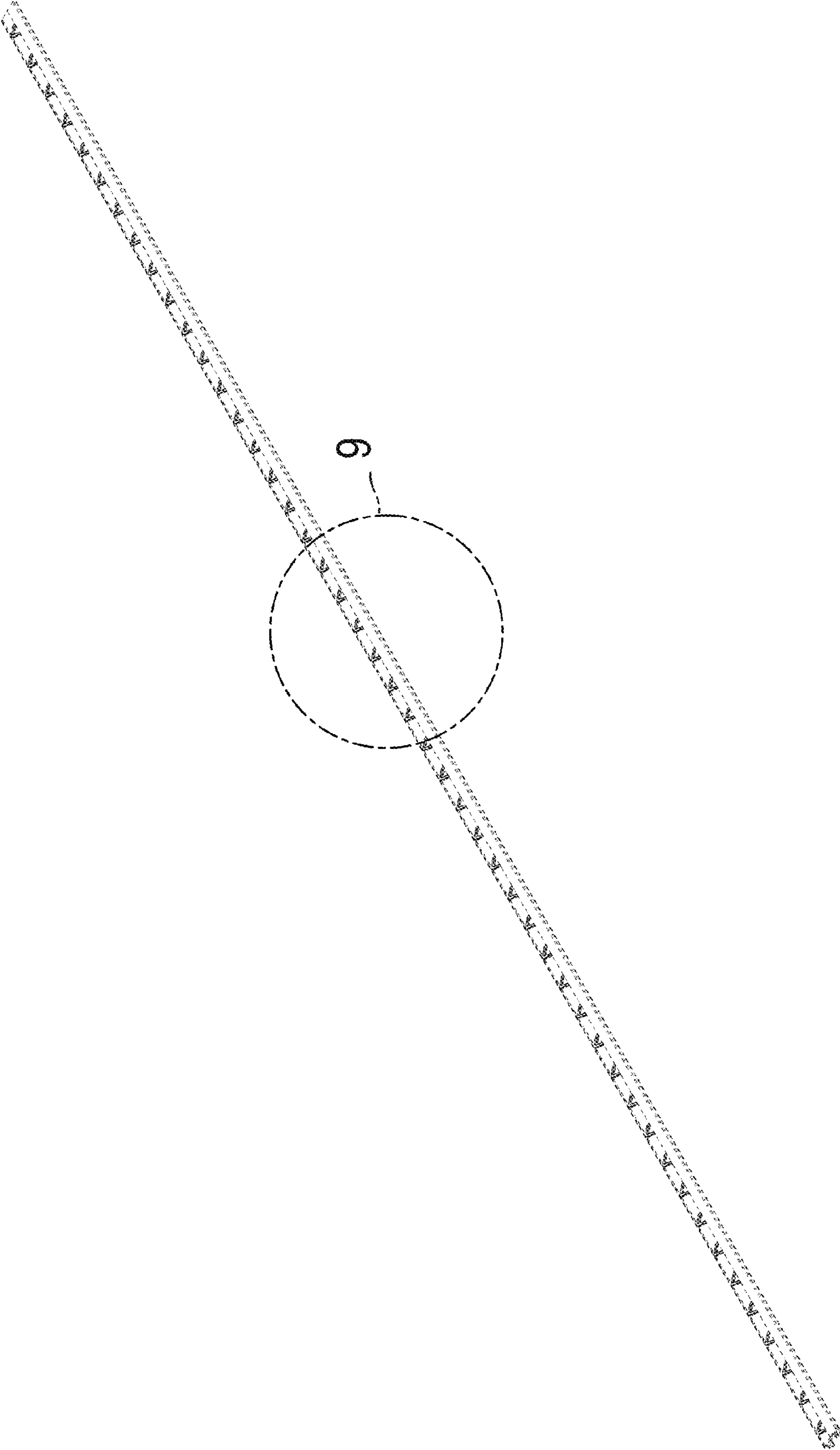


FIG. 1

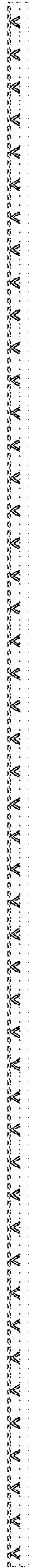


FIG. 2

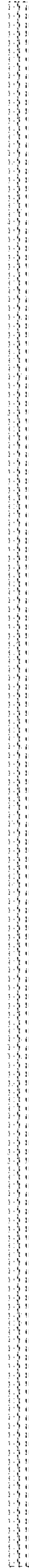


FIG. 3

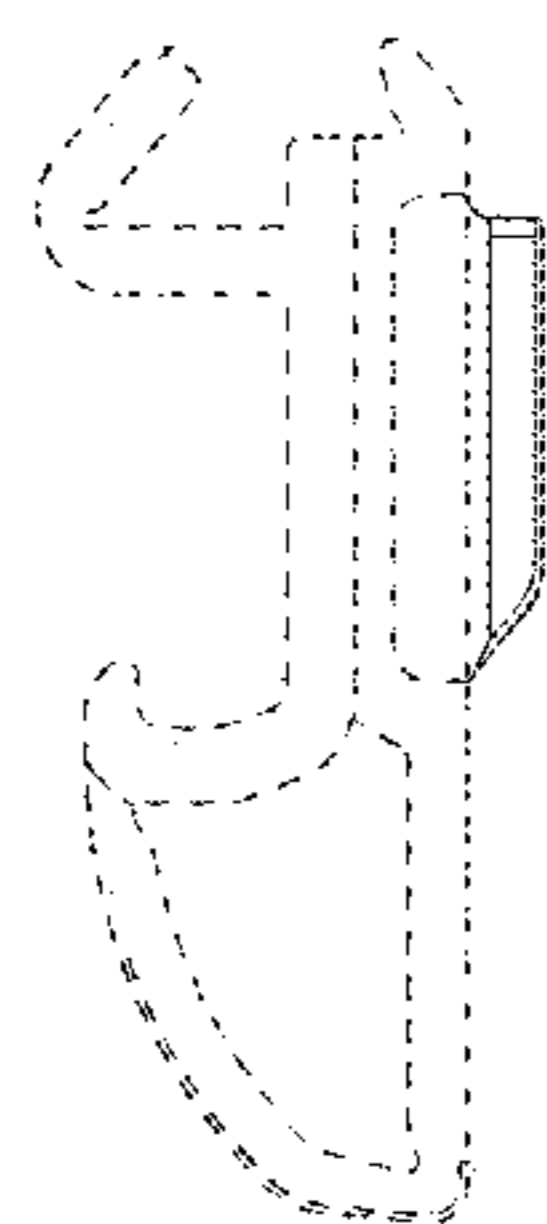


FIG. 4

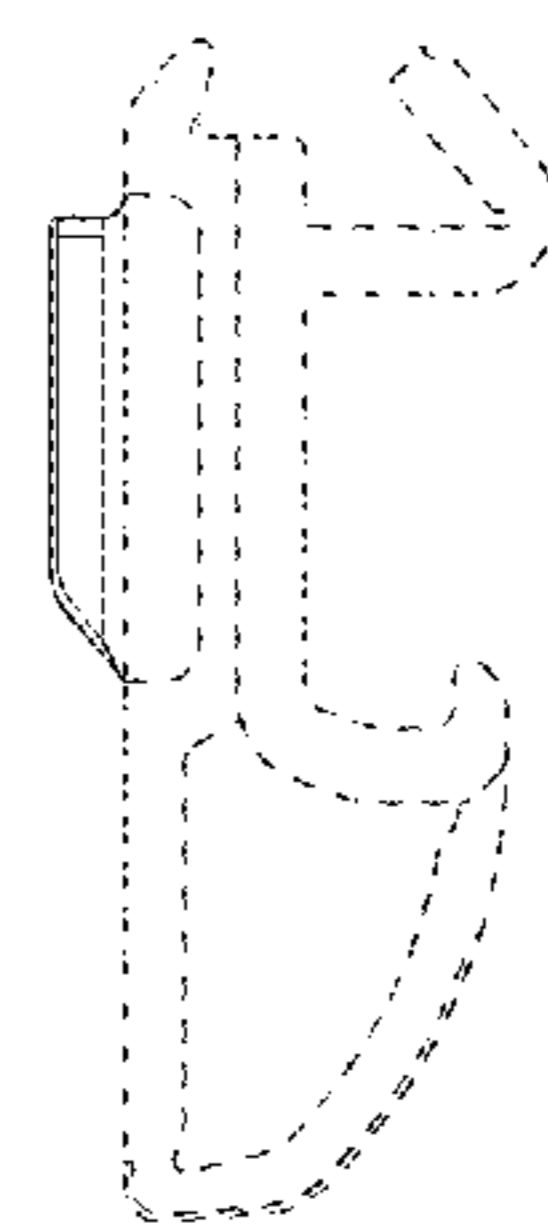


FIG. 5

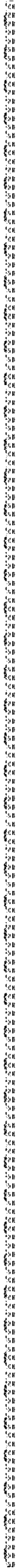


FIG. 6




FIG. 7




FIG. 8

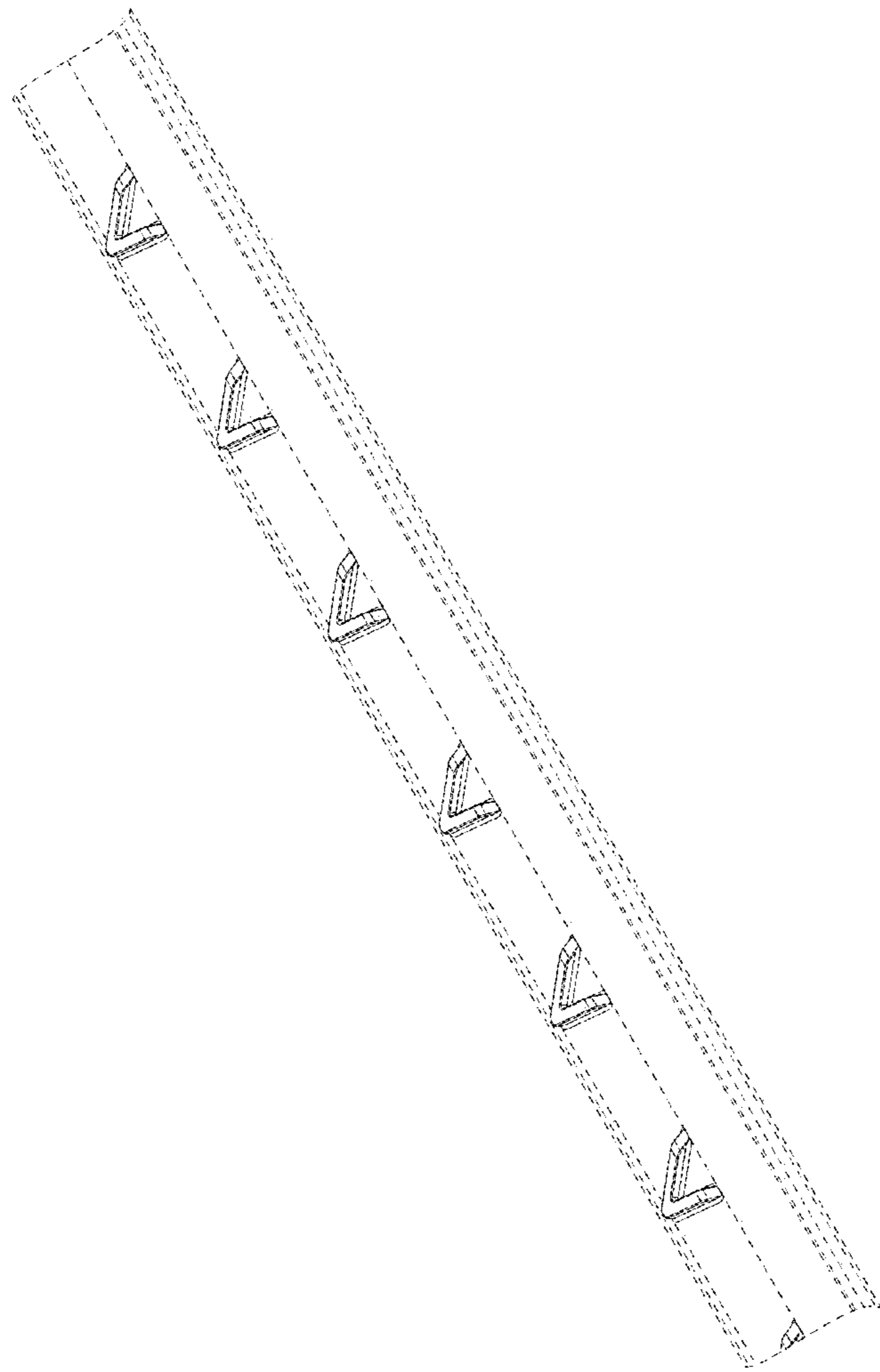


FIG. 9