



US00D906198S

(12) **United States Design Patent** (10) **Patent No.:** **US D906,198 S**  
**Tomasson et al.** (45) **Date of Patent:** **\*\* Dec. 29, 2020**

- (54) **VEHICLE STEERING WHEEL**
- (71) Applicant: **NIO NEXTEV LIMITED**, Hong Kong (HK)
- (72) Inventors: **Kris Tomasson**, Munich (DE); **Jochen Paesen**, Munich (DE); **Philip Gillman**, Munich (DE); **Olivier Pruvost**, Munich (DE)
- (73) Assignee: **NIO NEXTEV LIMITED**, Hong Kong (HK)
- (\*\*) Term: **15 Years**
- (21) Appl. No.: **29/682,551**
- (22) Filed: **Mar. 6, 2019**
- (51) **LOC (12) Cl.** ..... **12-16**
- (52) **U.S. Cl.**  
USPC ..... **D12/176**
- (58) **Field of Classification Search**  
USPC ..... D12/175, 176; 74/552, 558, 558.5  
CPC ..... B60R 21/203; B60R 21/05; B62D 1/04  
See application file for complete search history.

D772,124 S *	11/2016	Lee .....	D12/176
D786,153 S *	5/2017	Callum .....	D12/176
D787,390 S *	5/2017	Kanda .....	D12/176
D797,621 S *	9/2017	Ogawa .....	D12/176
D798,205 S *	9/2017	Kim .....	D12/176
D798,206 S *	9/2017	Sjogren .....	D12/176
D848,913 S *	5/2019	Sjogren .....	D12/176
D880,383 S *	4/2020	Kim .....	D12/176
D881,089 S *	4/2020	Sham .....	D12/176
D881,090 S *	4/2020	Braun .....	D12/176

\* cited by examiner

*Primary Examiner* — Melody N Brown

(74) *Attorney, Agent, or Firm* — Sutton Magidoff Barkume LLP

(57) **CLAIM**

The ornamental design for a vehicle steering wheel, as shown and described.

**DESCRIPTION**

FIG. 1 is a front elevational view of a steering wheel for a vehicle showing our new design;  
FIG. 2 is a left, front perspective view thereof;  
FIG. 3 is a right, front perspective view thereof;  
FIG. 4 is a left side elevational view thereof and;  
FIG. 5 is a top plan view thereof;  
FIG. 6 is a right side elevational view thereof;  
FIG. 7 is a rear elevational view thereof; and,  
FIG. 8 is a bottom plan view thereof.

**1 Claim, 4 Drawing Sheets**

- (56) **References Cited**  
U.S. PATENT DOCUMENTS  
D709,006 S \* 7/2014 Busse ..... D12/176  
D741,759 S \* 10/2015 Persson ..... D12/176





Figure 1



Figure 2



Figure 3




Figure 4




Figure 5




Figure 6



Figure 7




Figure 8