



US00D906167S

(12) **United States Design Patent** (10) **Patent No.:** **US D906,167 S**
Hashimoto (45) **Date of Patent:** **** Dec. 29, 2020**

(54) **FASTENER FOR ACCESSORIES**
(71) Applicant: **Houseki-no-Angel Co., Ltd.**, Aichi (JP)
(72) Inventor: **Hisaziro Hashimoto**, Nisshin (JP)
(73) Assignee: **Houseki-no-Angel Co., Ltd.**, Nagoya (JP)
(**) Term: **15 Years**

(56) **References Cited**
U.S. PATENT DOCUMENTS
198,097 A * 12/1877 Fries B62C 11/00
54/53
D22,386 S * 5/1893 Regnold D3/207
D24,864 S * 11/1895 Ogilbee D3/207
D46,935 S * 2/1915 Wakao D3/210
1,232,626 A * 7/1917 Trieschmann A44B 15/00
70/458
D121,700 S * 7/1940 Rawlings D3/207
(Continued)

(21) Appl. No.: **35/507,575**

Primary Examiner — Melanie Pellegrini
(74) *Attorney, Agent, or Firm* — Renner, Otto, Boisselle & Sklar, LLP

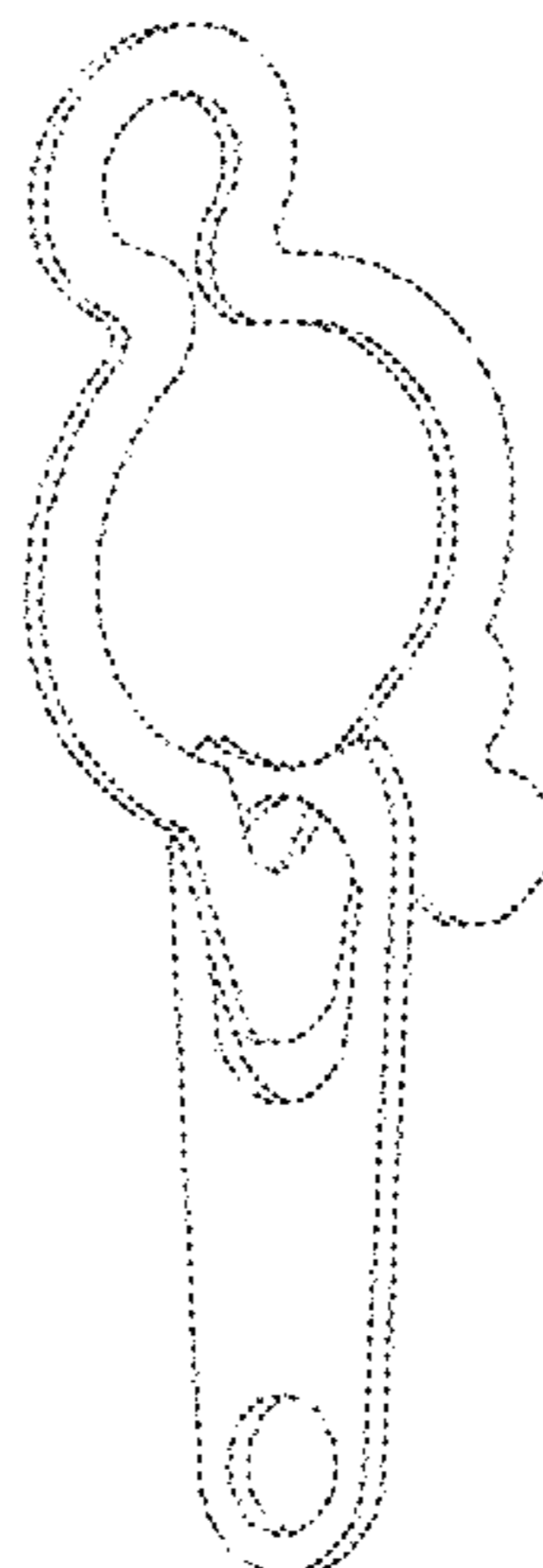
(22) Filed: **Feb. 20, 2019**

(80) **Hague Agreement Data**
Int. Filing Date: **Feb. 20, 2019**
Int. Reg. No.: **DM/203445**
Int. Reg. Date: **Feb. 20, 2019**
Int. Reg. Pub. Date: **Oct. 25, 2019**

(57) **CLAIM**
The ornamental design for a fastener for accessories, as shown and described.

(30) **Foreign Application Priority Data**
Aug. 25, 2018 (JP) 2018-018523
(51) **LOC (12) Cl.** **11-01**
(52) **U.S. Cl.**
USPC **D11/200**
(58) **Field of Classification Search**
USPC D11/200–228, 79–87, 1, 2, 93;
D3/207–210; D8/18, 34, 33, 55, 349,
D8/367, 382, 38; D2/999
CPC A44C 25/00; A44C 25/001; A44C 25/002;
A44C 25/007; A44C 1/00; A44C 3/00;
A44B 15/00; A44B 9/12; A44B 6/00;
A45C 11/32; A47G 29/10; Y10T
70/8757; Y10T 24/45393; Y10T
24/45382; Y10T 24/4655; Y10T 24/34
See application file for complete search history.

DESCRIPTION
1. Fastener for accessories
1.1 : Perspective
1.2 : Reference
1.3 : Reference
1.4 : Reference
1.5 : Perspective
1.6 : Front
1.7 : Top
1.8 : Left
1.9 : Right
1.10 : Perspective
1.11 : Front
1.12 : Top
1.13 : Back
1.14 : Left
1.15 : Right
The fastener for accessories is composed of a female part showing in the reproductions **1.10** to **1.15** and a male part
(Continued)



showing in the reproductions 1.5 to 1.9; the bottom view of the female and male parts are omitted because they are a mirror image of the top view; the back view of the male part is omitted because it is a mirror image of the front view; The chain and the pendent shown in reproductions 1.2, 1.3 and 1.4 form no part of the claimed design.

1 Claim, 15 Drawing Sheets

(56)

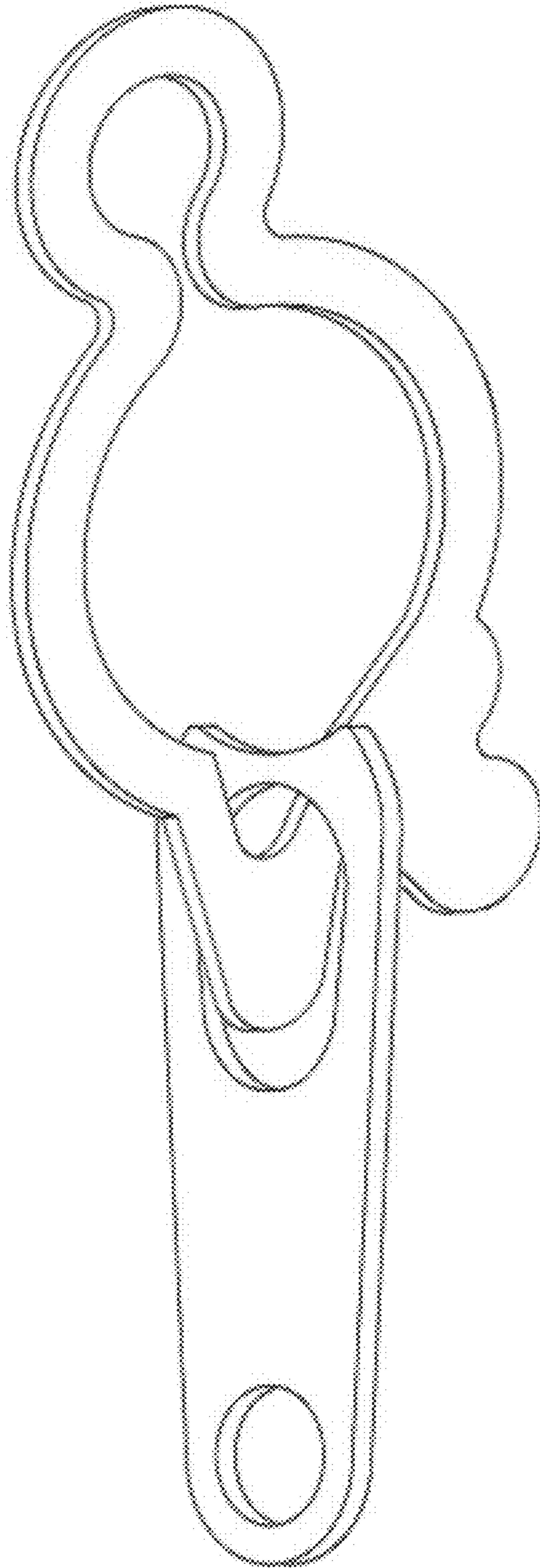
References Cited

U.S. PATENT DOCUMENTS

2,823,537	A *	2/1958	Segal	A44B 15/00 70/459
2,876,520	A *	3/1959	Sporkland	A44B 9/12 24/600.4
D303,322	S *	9/1989	Tsamas	D3/207
D482,635	S *	11/2003	Tejima	D11/216
D639,046	S *	6/2011	Ormsbee	D3/207
D709,283	S *	7/2014	Adelman	D3/210
D729,511	S *	5/2015	Stovitz	D3/207
D801,217	S *	10/2017	Wong	D11/212
D842,164	S *	3/2019	Crompton	D11/202

* cited by examiner

1.1



1.2



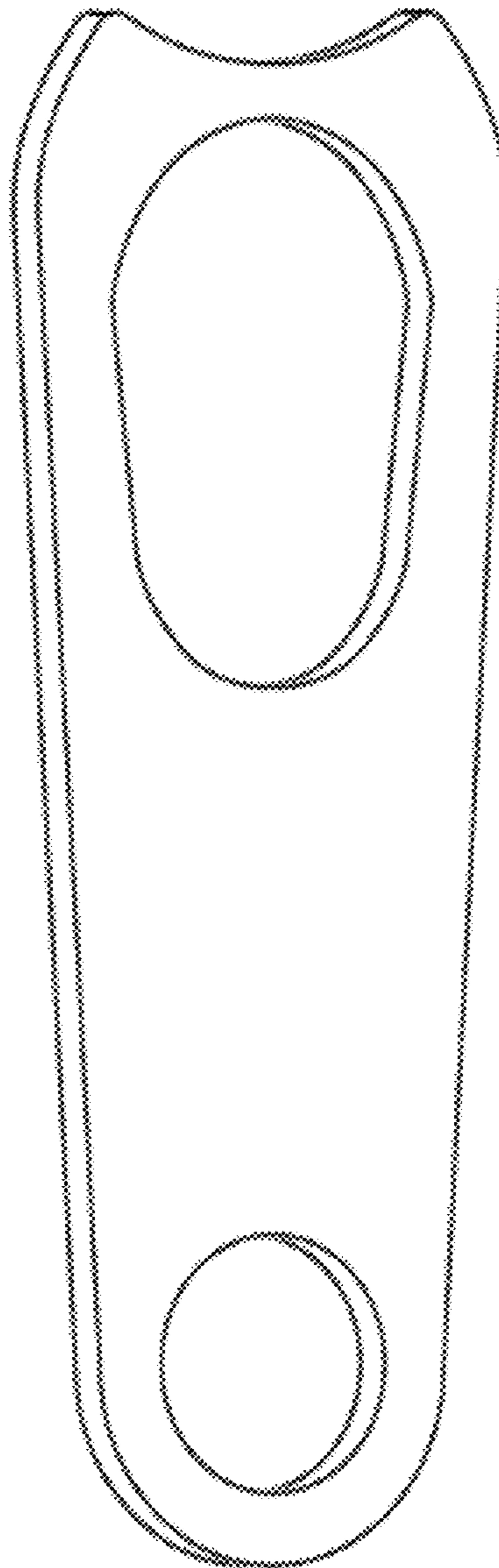
1.3



1.4



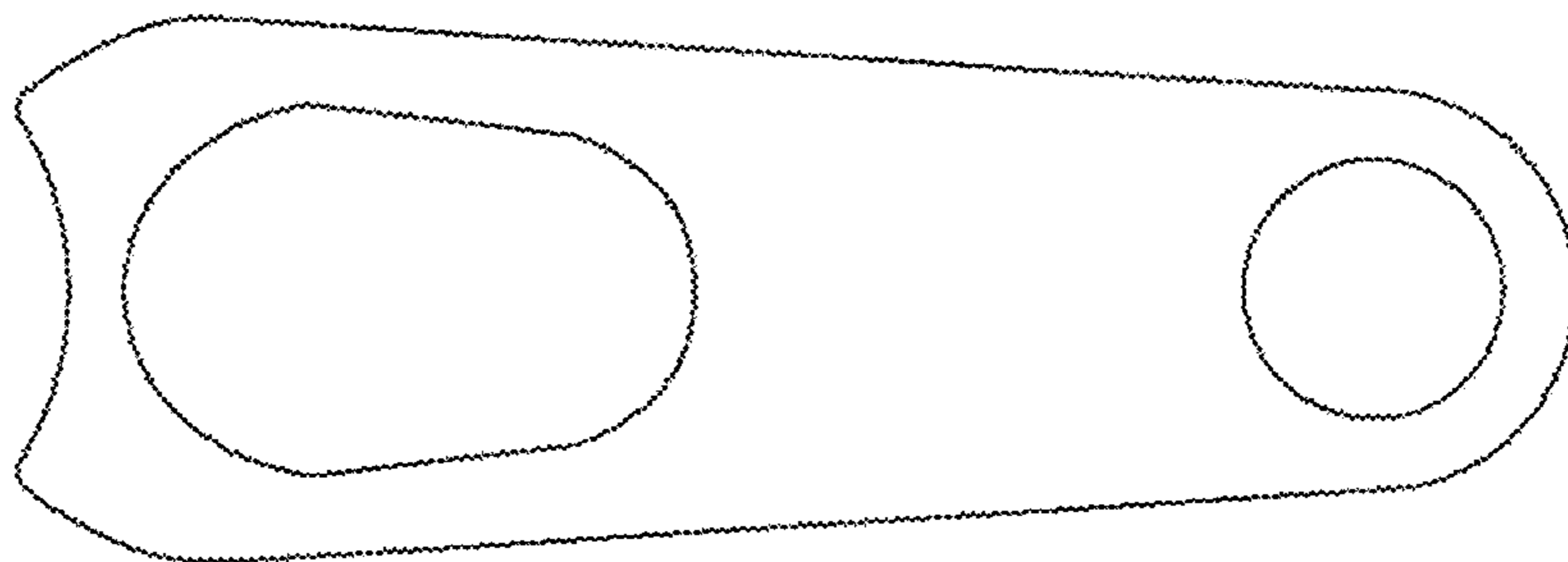
1.5



1.6



1.7



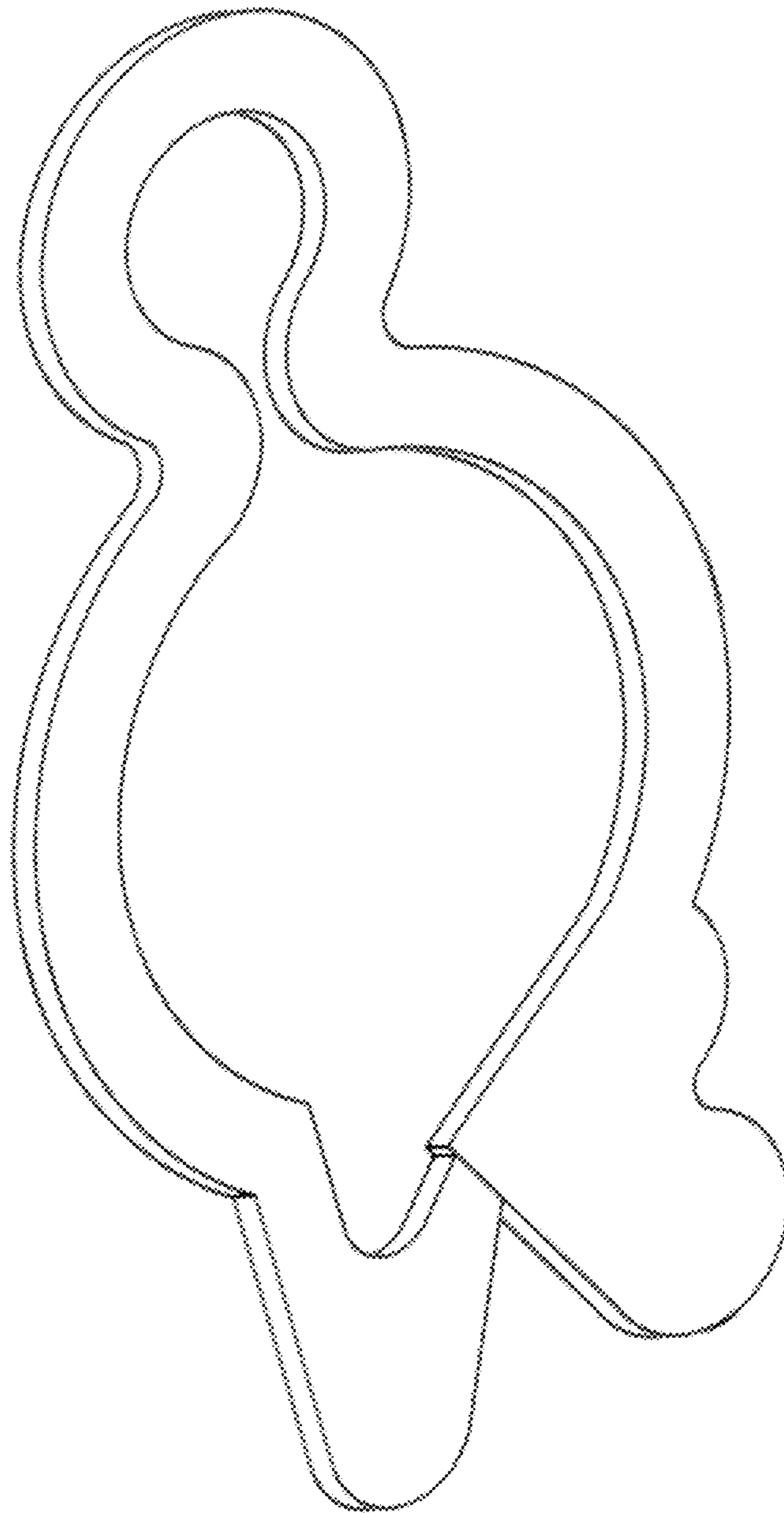
1.8




1.9



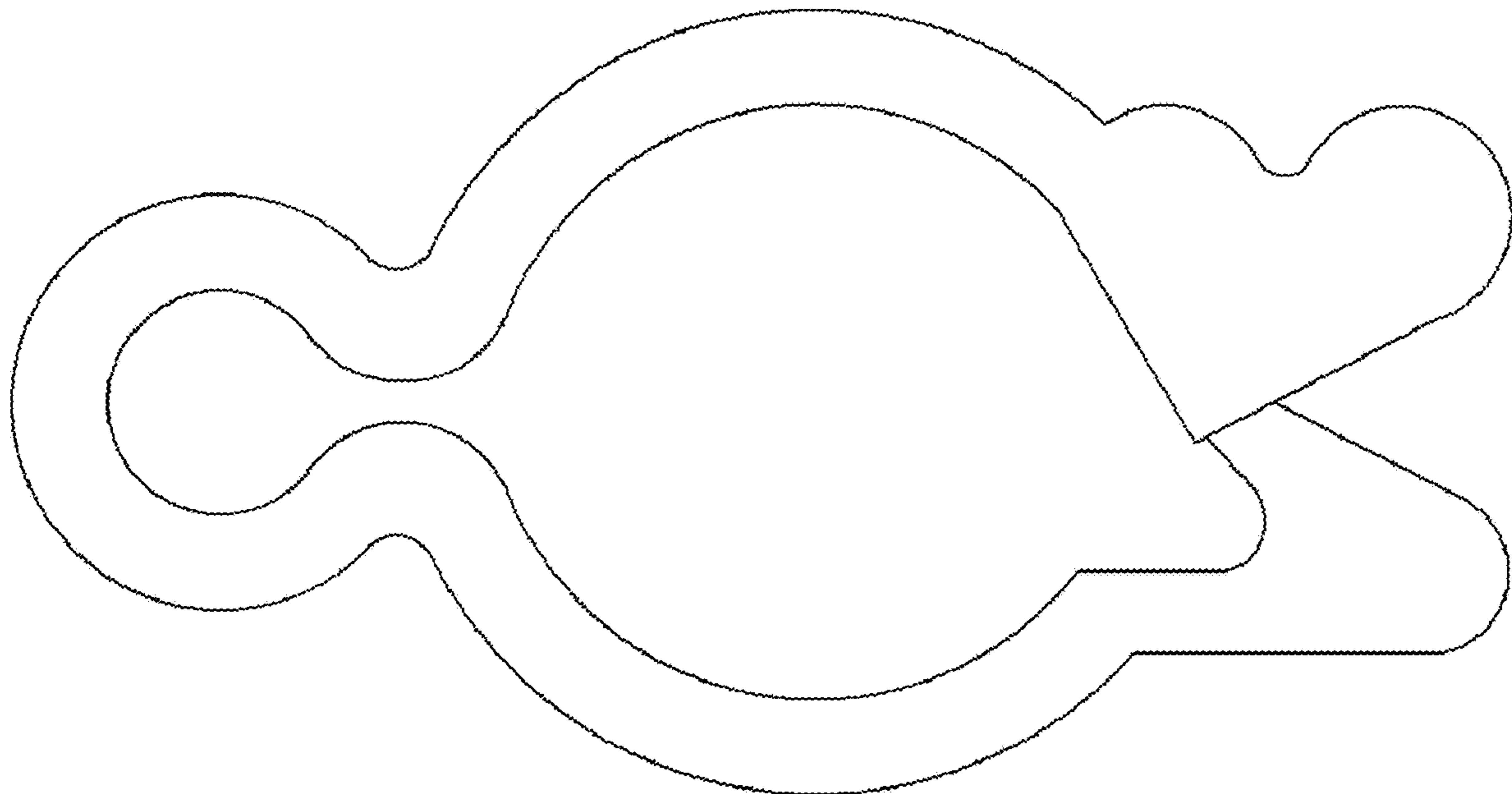
1.10



1.11




1.12



1.13



1.14



1.15

