



US00D906158S

(12) **United States Design Patent**  
**Hull**

(10) **Patent No.:** **US D906,158 S**

(45) **Date of Patent:** **\*\* Dec. 29, 2020**

- (54) **PENDANT**
- (71) Applicant: **Aretha C. Hull**, Athens, GA (US)
- (72) Inventor: **Aretha C. Hull**, Athens, GA (US)
- (\*\*) Term: **15 Years**
- (21) Appl. No.: **29/681,614**
- (22) Filed: **Feb. 27, 2019**
- (51) **LOC (12) Cl.** ..... **11-01**
- (52) **U.S. Cl.**  
USPC ..... **D11/83**
- (58) **Field of Classification Search**  
USPC .... D11/1-18, 26, 30, 39, 40-49, 56, 57, 58,  
D11/60, 61, 64, 72, 75, 76, 78-86,  
D11/95-100, 102-103, 115, 116, 131,  
D11/134, 137, 158, 162, 32, 157, 160,  
D11/172, 121, 122, 128, 136;  
D99/26-27, 23  
CPC .. A44C 1/00; A44C 3/00; A44C 3/001; A44C  
3/004; A44C 3/005; A44C 5/00; A44C  
5/02; A44C 7/00; A44C 7/002; A44C  
7/003; A44C 7/004; A44C 7/005; A44C  
7/006; A44C 7/007; A44C 7/008; A44C  
9/00; A44C 9/0007; A44C 9/0015; A44C  
9/0023; A44C 9/003; A44C 15/00; A44C  
15/0015; A44C 15/002; A44C 15/0025;  
A44C 15/005; A44C 15/0055; A44C  
21/00; A44C 23/00; A44C 25/00; A44C  
25/001; A44C 25/002; A44C 25/005;  
A44C 25/007; A44C 25/008  
See application file for complete search history.

1,480,880	A *	1/1924	Brennan	.....	B44C 5/06 428/3
2,000,060	A *	5/1935	Brennan	.....	A44C 25/005 428/3
D107,665	S *	12/1937	Stedman	.....	D11/96
D113,335	S *	2/1939	Ross	.....	D99/27
D117,450	S *	11/1939	Garvey	.....	D99/27
D135,610	S	5/1943	Calnan		
D153,787	S *	5/1949	Goldberg	.....	D6/305
2,650,445	A	9/1953	Randall		
D170,942	S *	11/1953	Randall	.....	D11/96
D173,680	S *	12/1954	Sava	.....	D99/27
2,781,596	A	2/1957	Curran		
3,415,079	A	12/1968	Tomchin		
D505,529	S	5/2005	Mitchell		
7,322,213	B2	1/2008	Tamir		
D601,447	S *	10/2009	Rudy	.....	D11/81
D642,491	S *	8/2011	Scamard	.....	D11/96
D741,212	S *	10/2015	Mihaltian	.....	D11/83
2005/0081560	A1	4/2005	McCarrick		

\* cited by examiner

*Primary Examiner* — Michelle E. Wilson

*Assistant Examiner* — Tracey J Bell

(57) **CLAIM**

The ornamental design for a pendant, as shown and described.

**DESCRIPTION**

FIG. 1 is a front view of a pendant showing my new design; FIG. 2 is a rear view of the pendant; FIG. 3 is a right side view of the pendant; FIG. 4 is a left side view of the pendant; FIG. 5 is a top view of the pendant; FIG. 6 is a bottom view of the pendant; and, FIG. 7 is a top front side perspective view of the pendant. The broken lines in FIG. 7 are illustrative of environmental structure forming no part of the claimed design.

**1 Claim, 3 Drawing Sheets**

(56) **References Cited**  
U.S. PATENT DOCUMENTS

- D36,812 S \* 2/1904 Hinderer ..... D99/27
- D50,772 S \* 5/1917 Bailey ..... D99/8

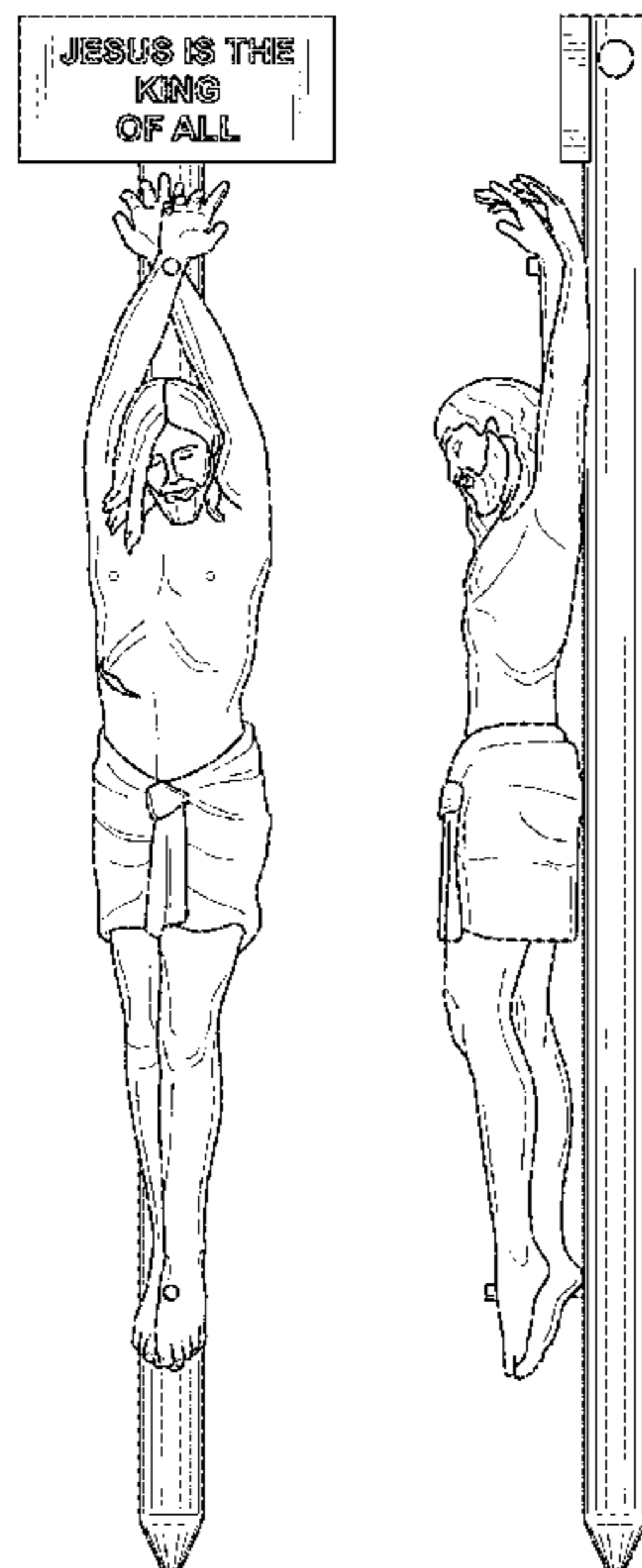


FIG. 1

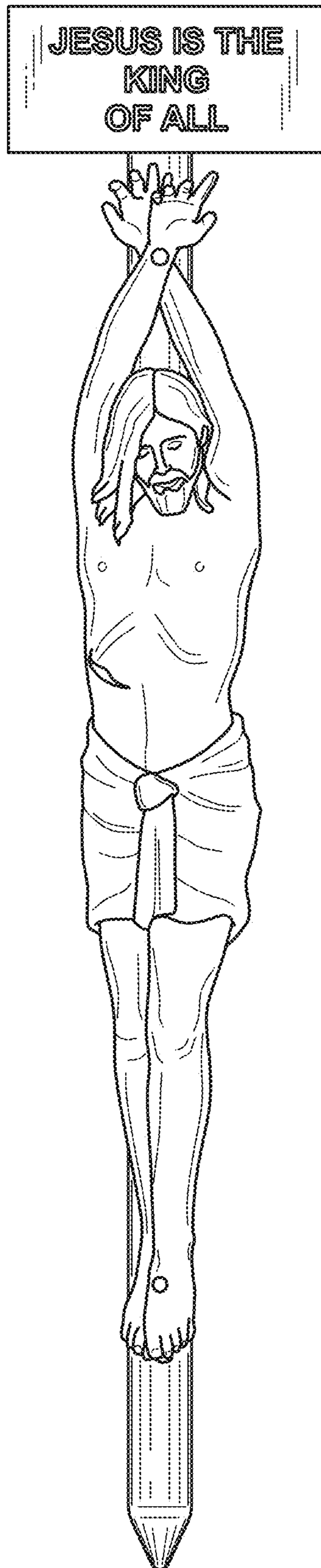


FIG. 2

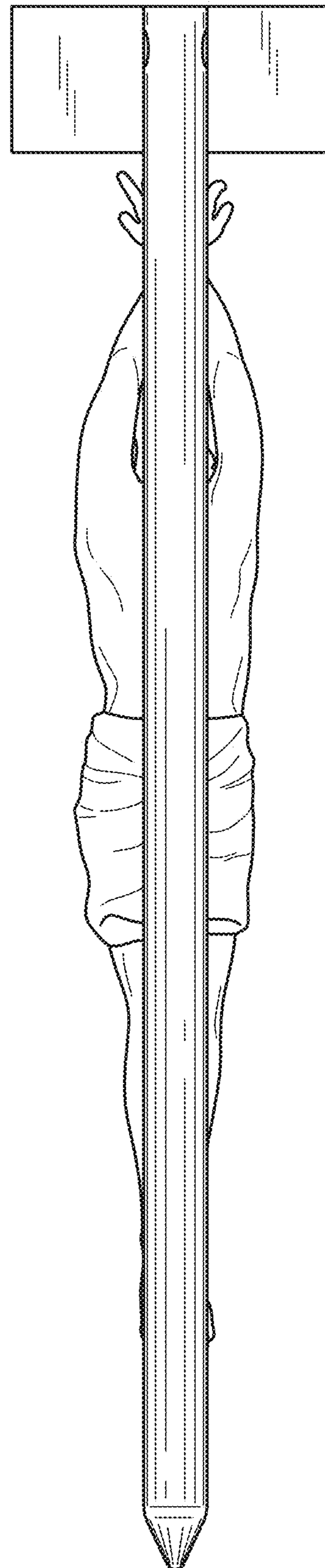


FIG. 3

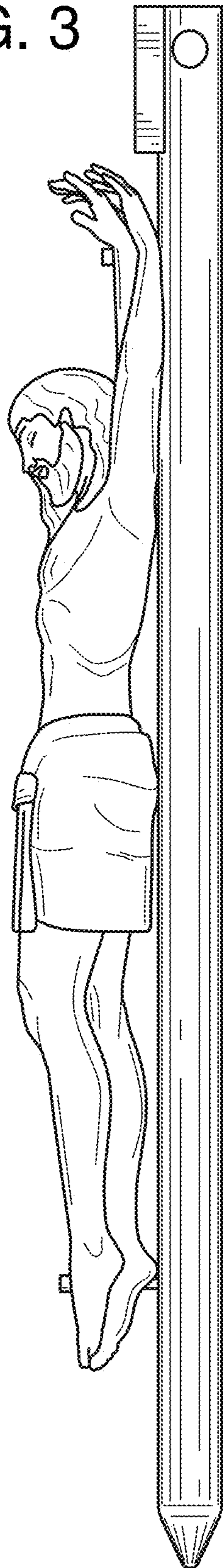
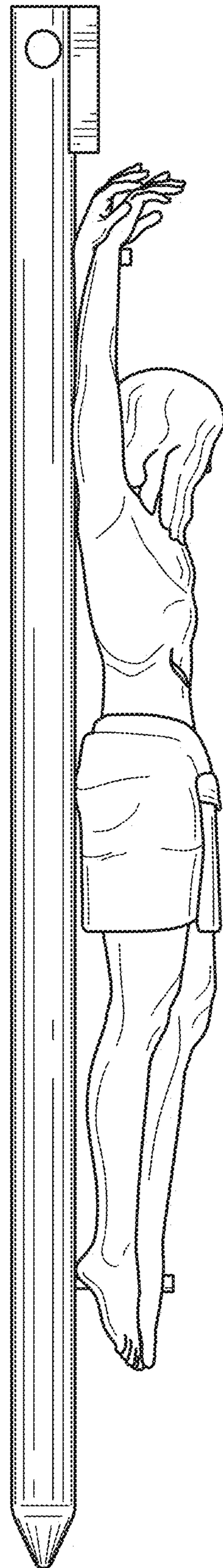


FIG. 4





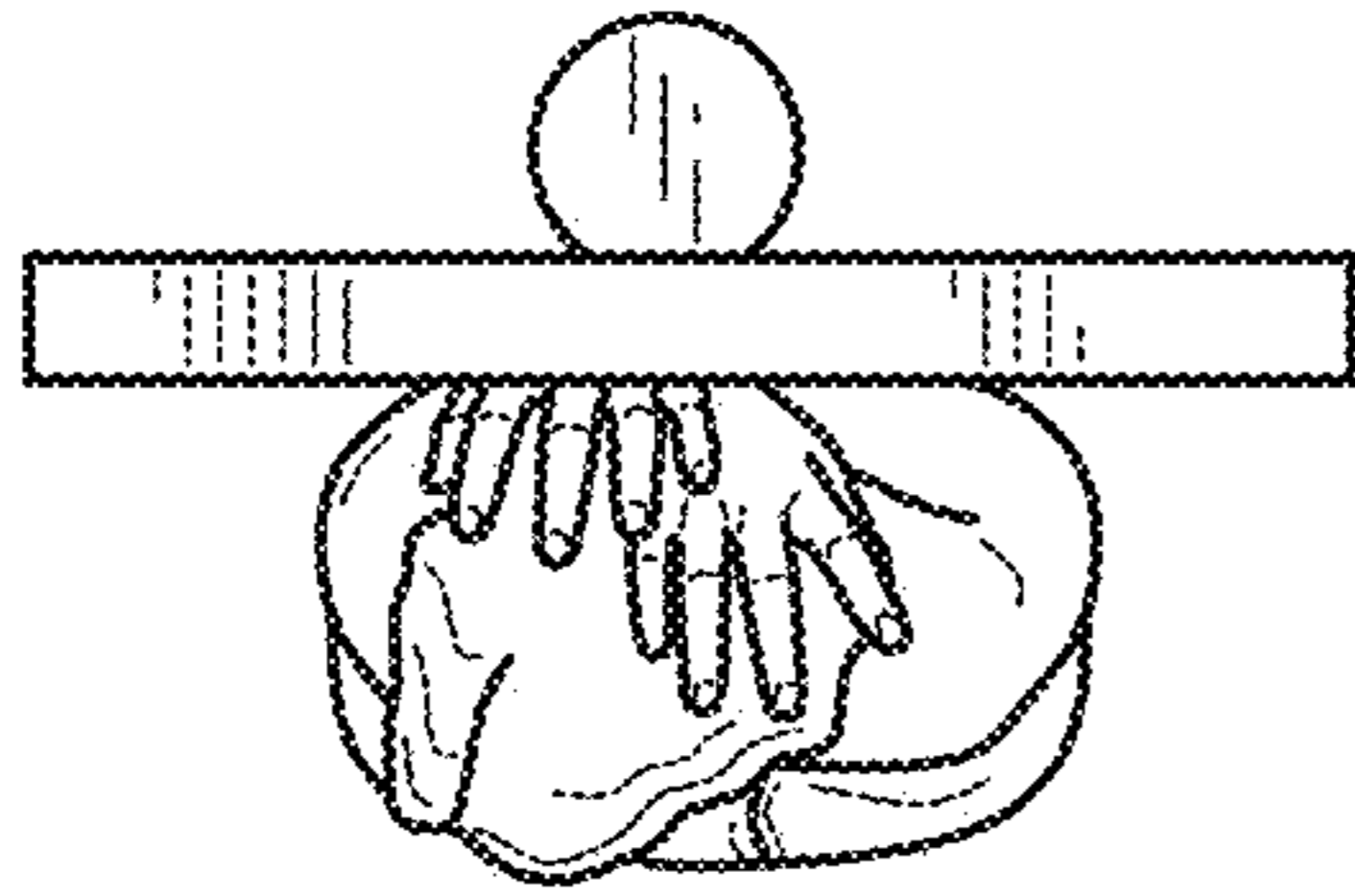


FIG. 5

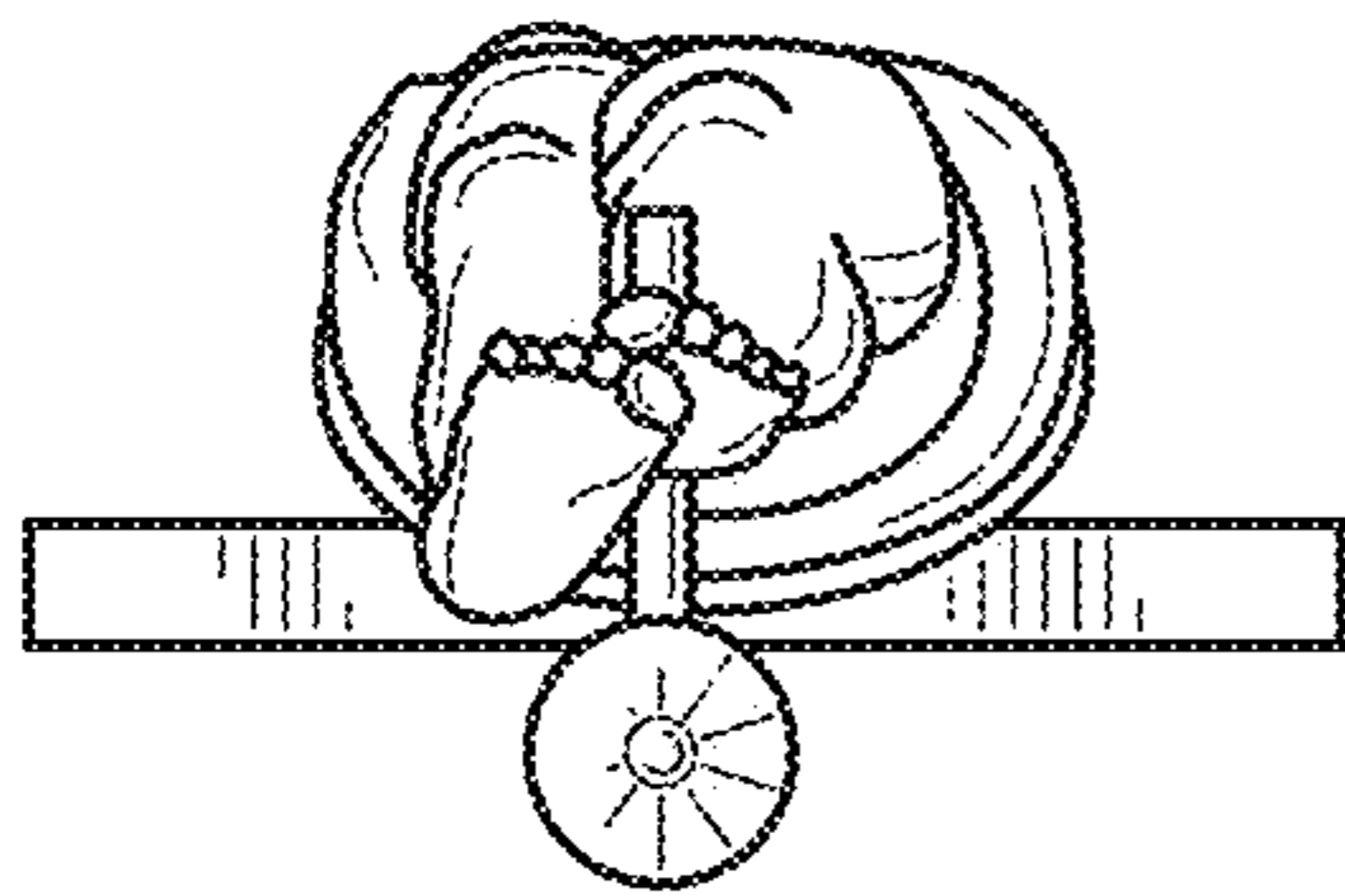


FIG. 6




FIG. 7