



US00D906156S

(12) **United States Design Patent** (10) **Patent No.:** **US D906,156 S**  
**Huh** (45) **Date of Patent:** **\*\* Dec. 29, 2020**

(54) **RING**

(71) Applicant: **Blue Bonnet Diamond, LLC**, Dallas, TX (US)

(72) Inventor: **Kyung Huh**, Dallas, TX (US)

(73) Assignee: **Blue Bonnet Diamond, LLC**, Dallas, TX (US)

(\*\*) Term: **15 Years**

(21) Appl. No.: **29/611,839**

(22) Filed: **Jul. 26, 2017**

(51) **LOC (12) Cl.** ..... **11-01**

(52) **U.S. Cl.**  
USPC ..... **D11/38**

(58) **Field of Classification Search**  
USPC ..... D11/1-25, 26-39, 91, 92  
CPC ..... A44C 5/00; A44C 5/0007; A44C 5/0014;  
A44C 5/0023; A44C 5/003; A44C  
5/0038; A44C 5/0046; A44C 5/0053;  
A44C 5/0061; A44C 5/0069; A44C  
5/0076; A44C 5/0084; A44C 5/0092;  
A44C 5/02; A44C 5/022; A44C 5/025;  
A44C 5/027; A44C 9/00; A44C 9/0007;  
A44C 9/0015; A44C 9/0023; A44C  
9/003; A44C 9/0038; A44C 9/0046; A44C  
9/0053; A44C 9/0061; A44C 9/0069;  
A44C 9/0076; A44C 9/0084; A44C  
9/0092; A44C 9/02; A44C 17/02; A44C  
17/0208; A44C 17/0215; A44C 17/0225;  
A44C 17/0233; A44C 17/0241; A44C  
17/025; A44C 17/0258; A44C 17/0266;  
A44C 17/0275; A44C 17/0283; A44C  
17/0291

See application file for complete search history.

(56) **References Cited**

U.S. PATENT DOCUMENTS

D10,416 S *	1/1878	Graef .....	D11/4
D82,549 S *	11/1930	Friedman .....	D11/38
D87,258 S *	6/1932	Granat .....	D11/38
D180,700 S *	7/1957	Rose .....	D7/633
D250,005 S *	10/1978	Christoffersen .....	D11/30
D590,291 S *	4/2009	Brescia .....	D11/26
D614,526 S *	4/2010	Vagal .....	D11/34
D614,527 S *	4/2010	Vagal .....	D11/34
D621,738 S *	8/2010	Djordjevic .....	D11/38
D625,642 S *	10/2010	Djordjevic .....	D11/38
D720,648 S *	1/2015	Brusa .....	D11/79
D817,216 S *	5/2018	Fridman .....	D11/39

\* cited by examiner

*Primary Examiner* — Melanie Pellegrini  
(74) *Attorney, Agent, or Firm* — Sul Lee

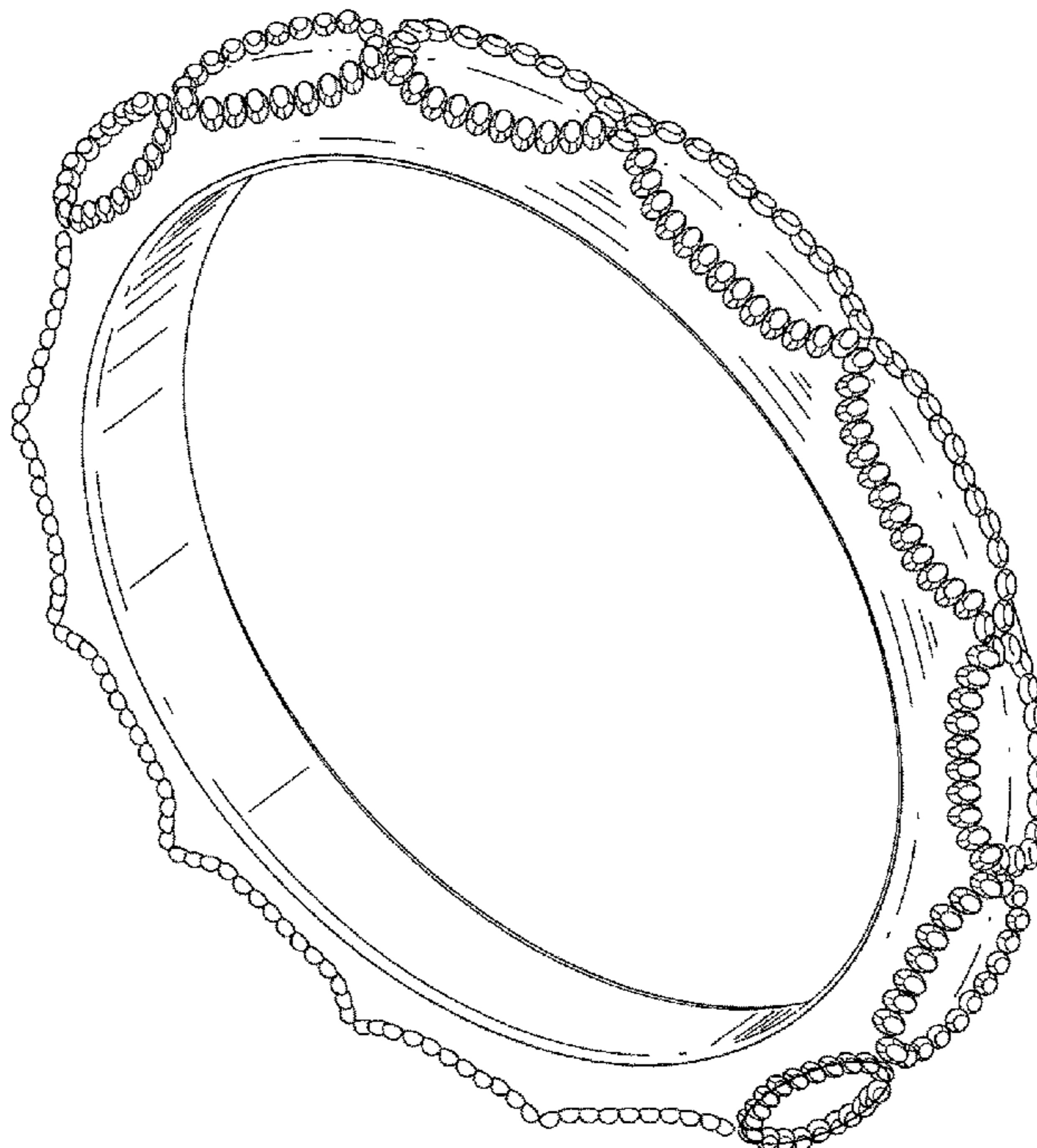
(57) **CLAIM**

I claim the ornamental design for a ring, as shown and described.

**DESCRIPTION**

FIG. 1 is a side perspective view of a ring showing my new design;  
FIG. 2 is a side view thereof;  
FIG. 3 is a top view thereof;  
FIG. 4 is a bottom view thereof;  
FIG. 5 is a front view of thereof;  
FIG. 6 is a rear view thereof; and,  
FIG. 7 is a bottom perspective view thereof.

**1 Claim, 7 Drawing Sheets**



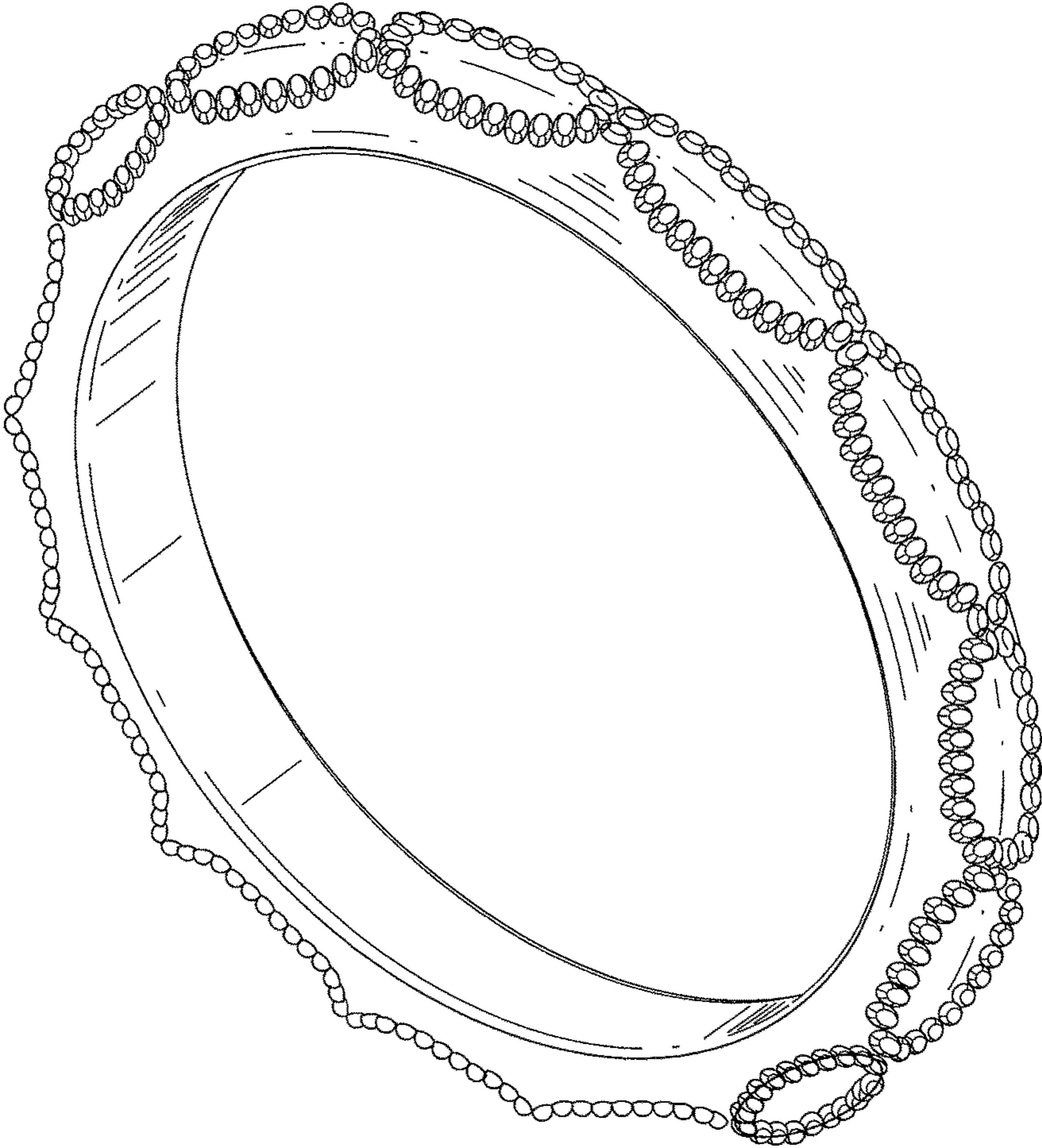


FIG. 1

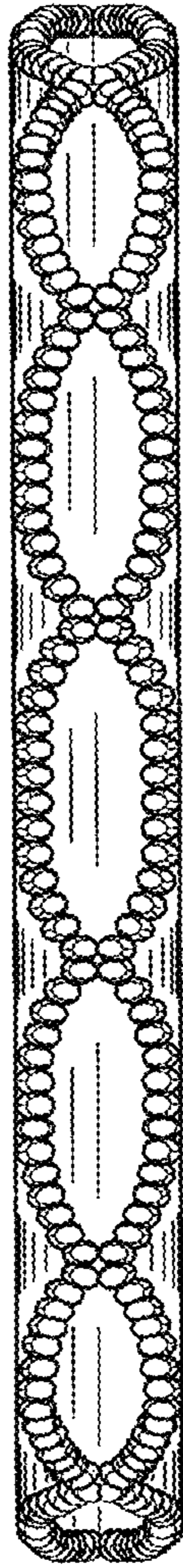


FIG. 2

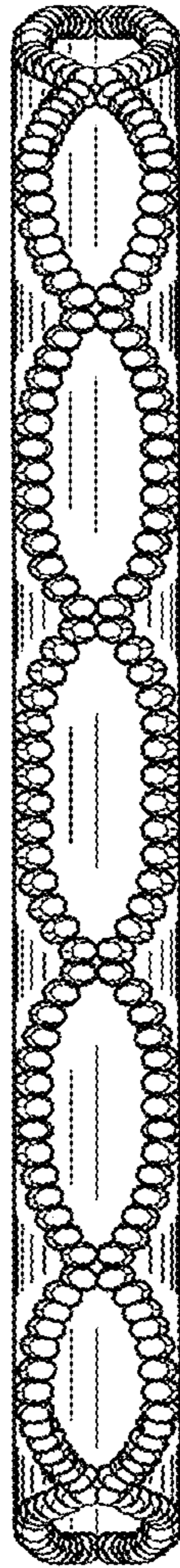


FIG. 3

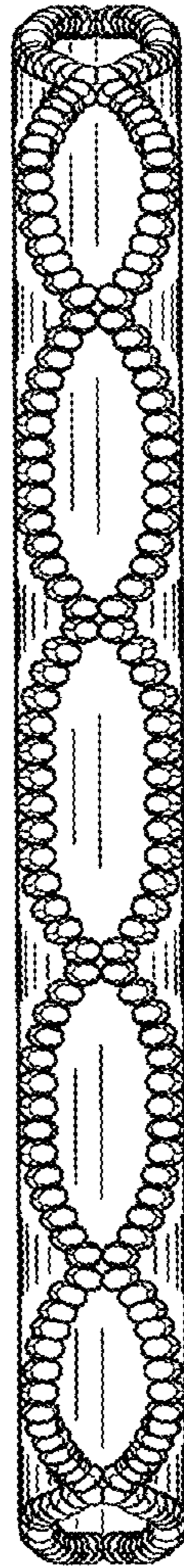


FIG. 4

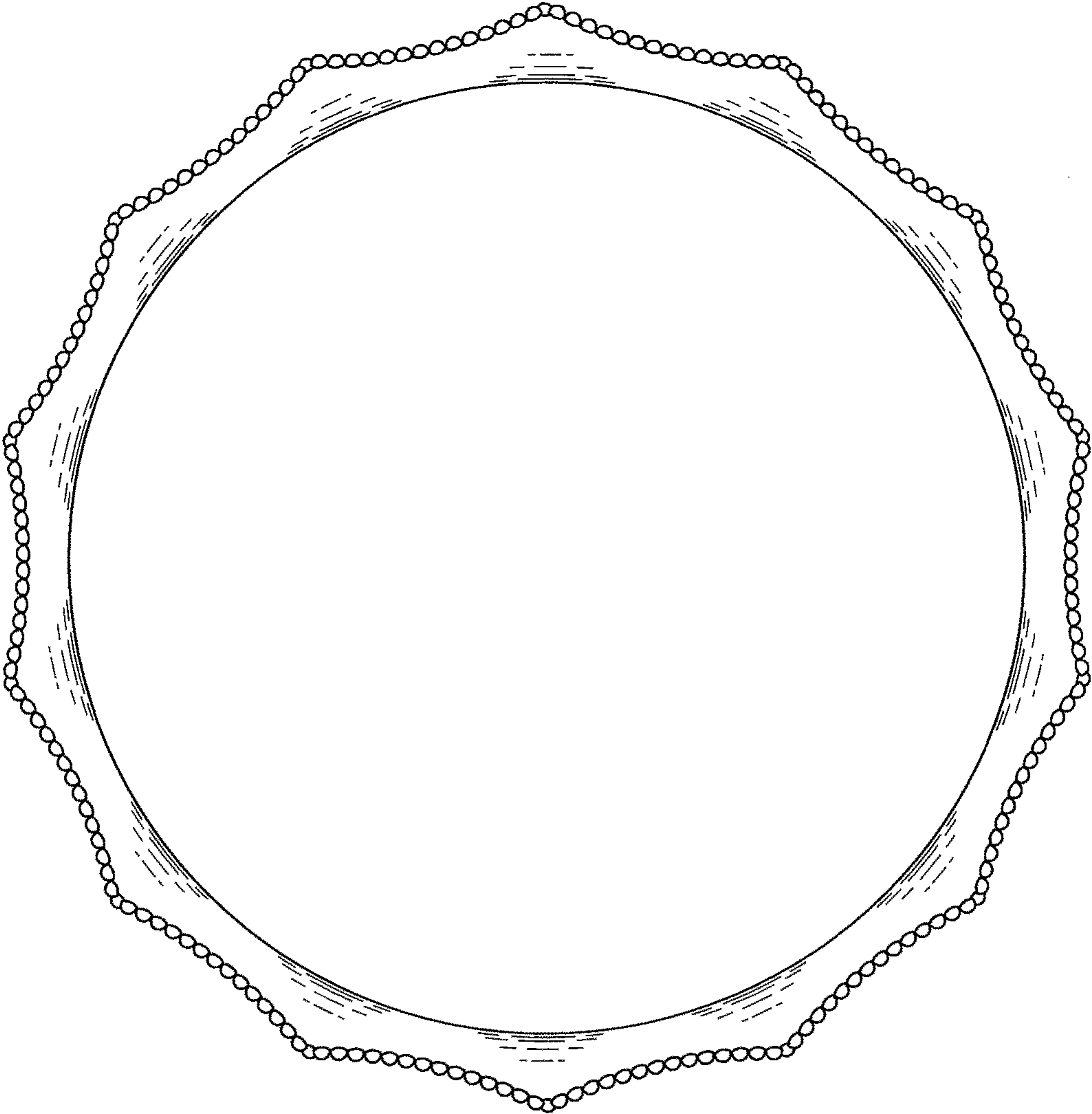


FIG. 5

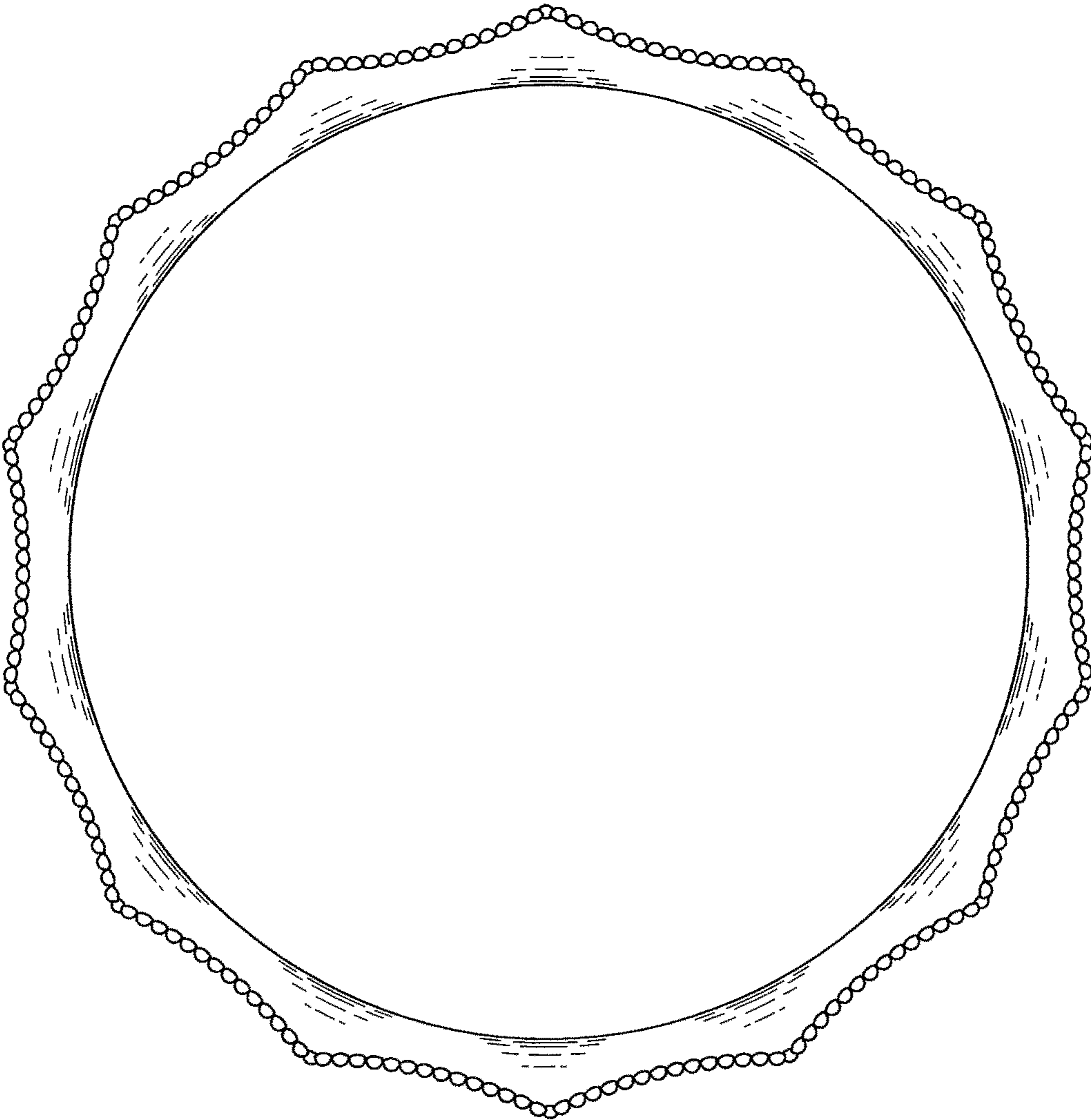


FIG. 6

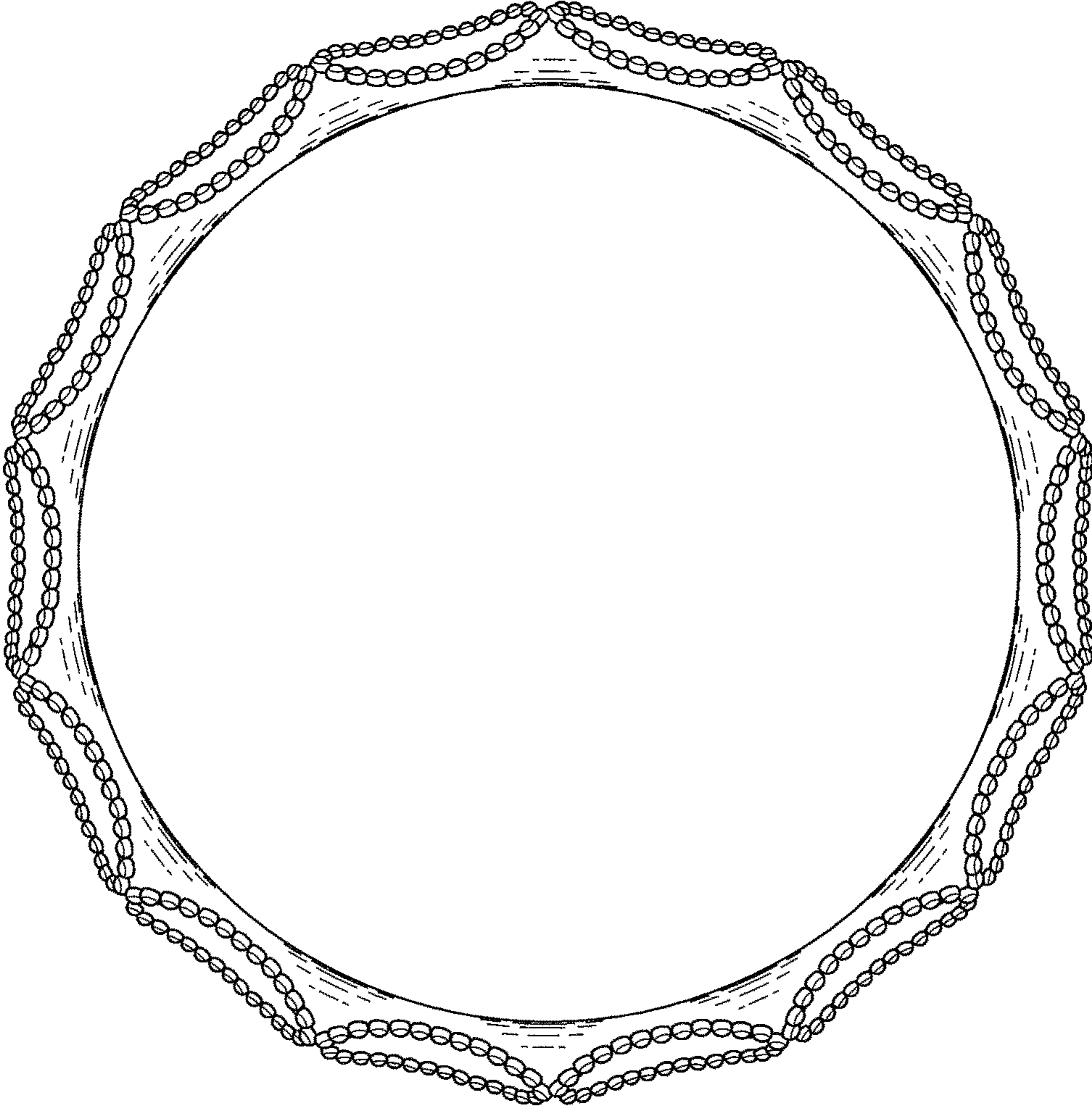


FIG. 7