



US00D906152S

(12) **United States Design Patent** (10) **Patent No.:** **US D906,152 S**
Kadar (45) **Date of Patent:** **** *Dec. 29, 2020**

(54) **BRACELET**
(71) Applicant: **Michal Kadar LLC**, New York, NY (US)
(72) Inventor: **Michal Kadar**, New York, NY (US)
(73) Assignee: **MICHAL KADAR LLC**, New York, NY (US)
(*) Notice: This patent is subject to a terminal disclaimer.
(**) Term: **15 Years**
(21) Appl. No.: **29/657,170**
(22) Filed: **Jul. 19, 2018**
(51) **LOC (12) Cl.** **11-01**
(52) **U.S. Cl.**
USPC **D11/6**
(58) **Field of Classification Search**
USPC D11/1-13, 16, 17, 26-34; D14/344; D28/41
CPC A44C 5/00; A44C 5/0007; A44C 5/0015; A44C 5/003; A44C 5/0053; A44C 5/0061; A44C 5/0084; A44C 5/0092; A44C 5/12; A44C 5/14; A44C 5/142; A44C 5/145; A44C 5/16
See application file for complete search history.

5,172,428 A * 12/1992 Leinoff A41D 5/00 D28/41
D439,374 S * 3/2001 Martin D28/41
D450,885 S * 11/2001 Neary D28/41
D468,491 S * 1/2003 Huber D28/41
D561,939 S * 2/2008 Madden D28/41

(Continued)

Primary Examiner — Llorellys Martinez
(74) *Attorney, Agent, or Firm* — Tarter Krinsky & Drogin LLP

(57) **CLAIM**

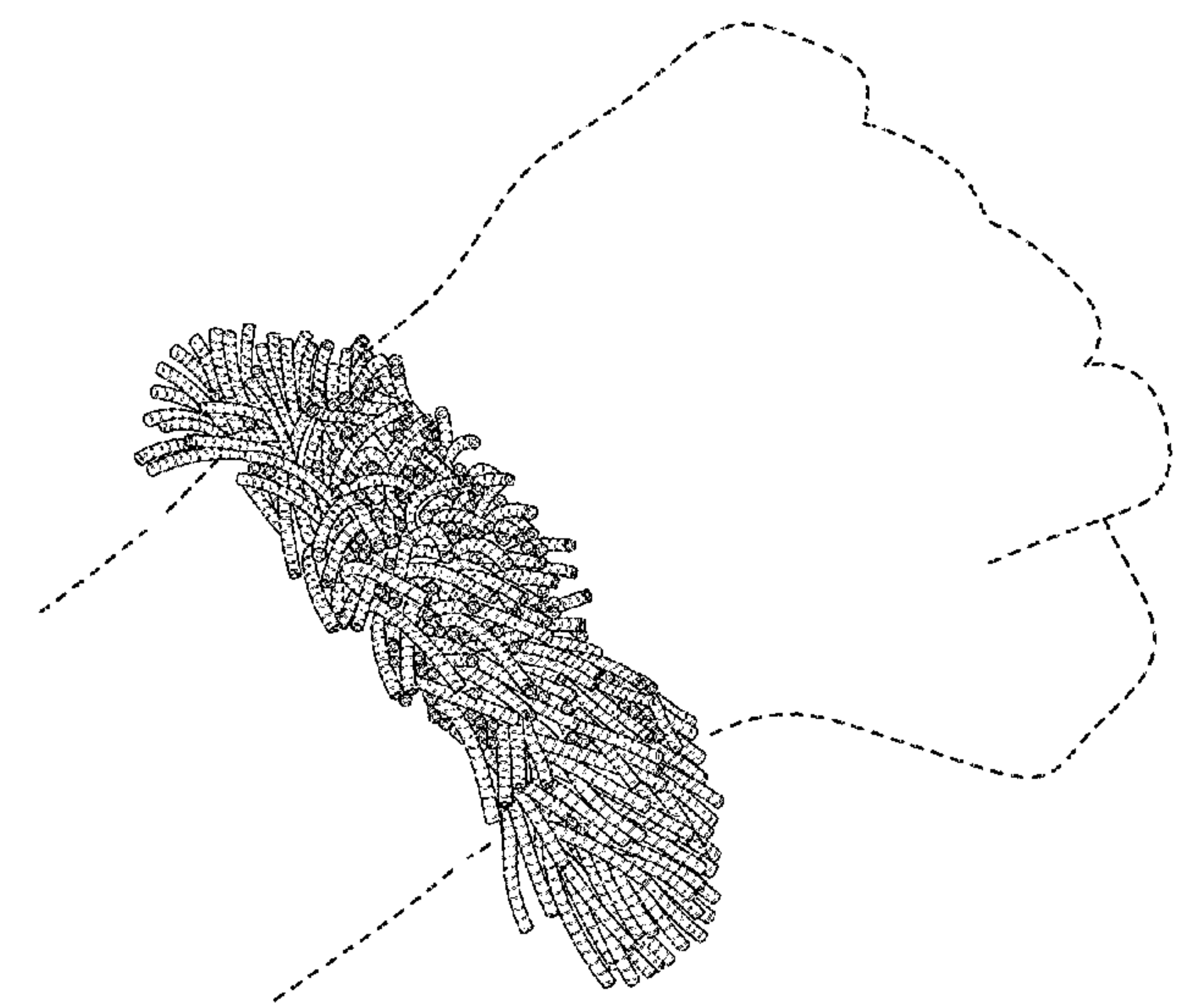
The ornamental design for a bracelet, as shown and described.

DESCRIPTION

FIG. 1 is a front view of a first embodiment of a bracelet showing my new design;
FIG. 2 is a rear view thereof;
FIG. 3 is an enlarged first side view thereof;
FIG. 4 is an enlarged second side view thereof;
FIG. 5 is a top view thereof;
FIG. 6 is a bottom view thereof;
FIG. 7 is a perspective view thereof, showing the bracelet of FIG. 1 in a configuration of use;
FIG. 8 is a front view of a second embodiment of the bracelet showing my new design;
FIG. 9 is a rear view thereof;
FIG. 10 is an enlarged first side view thereof;
FIG. 11 is an enlarged second side view thereof;
FIG. 12 is a top view thereof;
FIG. 13 is a bottom view thereof; and,
FIG. 14 is a perspective view thereof, showing the bracelet of FIG. 8 in a configuration of use.
The broken lines in FIGS. 7 and 14 showing a human hand represent environmental subject matter only and form no part of the claimed design. The other broken lines shown in the drawings represent portions of the bracelet that form no part of the claimed design.

(56) **References Cited**
U.S. PATENT DOCUMENTS
D163,989 S * 7/1951 Chernow D11/5
D163,990 S * 7/1951 Chernow D11/8
D163,991 S * 7/1951 Chernow D11/8
2,595,657 A * 5/1952 Harmon A45D 8/36 D28/41
D207,145 S * 3/1967 Aylott D28/92
D308,425 S * 6/1990 Drouin D28/41
D308,426 S * 6/1990 Drouin D28/41
5,044,385 A * 9/1991 Rhodes A45D 8/34 D28/41

1 Claim, 8 Drawing Sheets



(56)

References Cited

U.S. PATENT DOCUMENTS

D642,953	S *	8/2011	Conway, Jr.	D11/11
D651,932	S *	1/2012	Molik	D11/3
D675,545	S *	2/2013	Bonomi	D11/3
D684,722	S *	6/2013	Moroz	D28/41
D809,418	S *	2/2018	Hardy	D11/1
D811,388	S *	2/2018	Rochat	D14/344
D841,239	S *	2/2019	Passarello	D28/41
D843,871	S *	3/2019	Hardy	D11/4
D847,682	S *	5/2019	Hill	D11/26
D848,305	S *	5/2019	Hill	D11/26
2017/0006943	A1 *	1/2017	Shands	A44C 5/0007

* cited by examiner




FIG. 1




FIG. 2

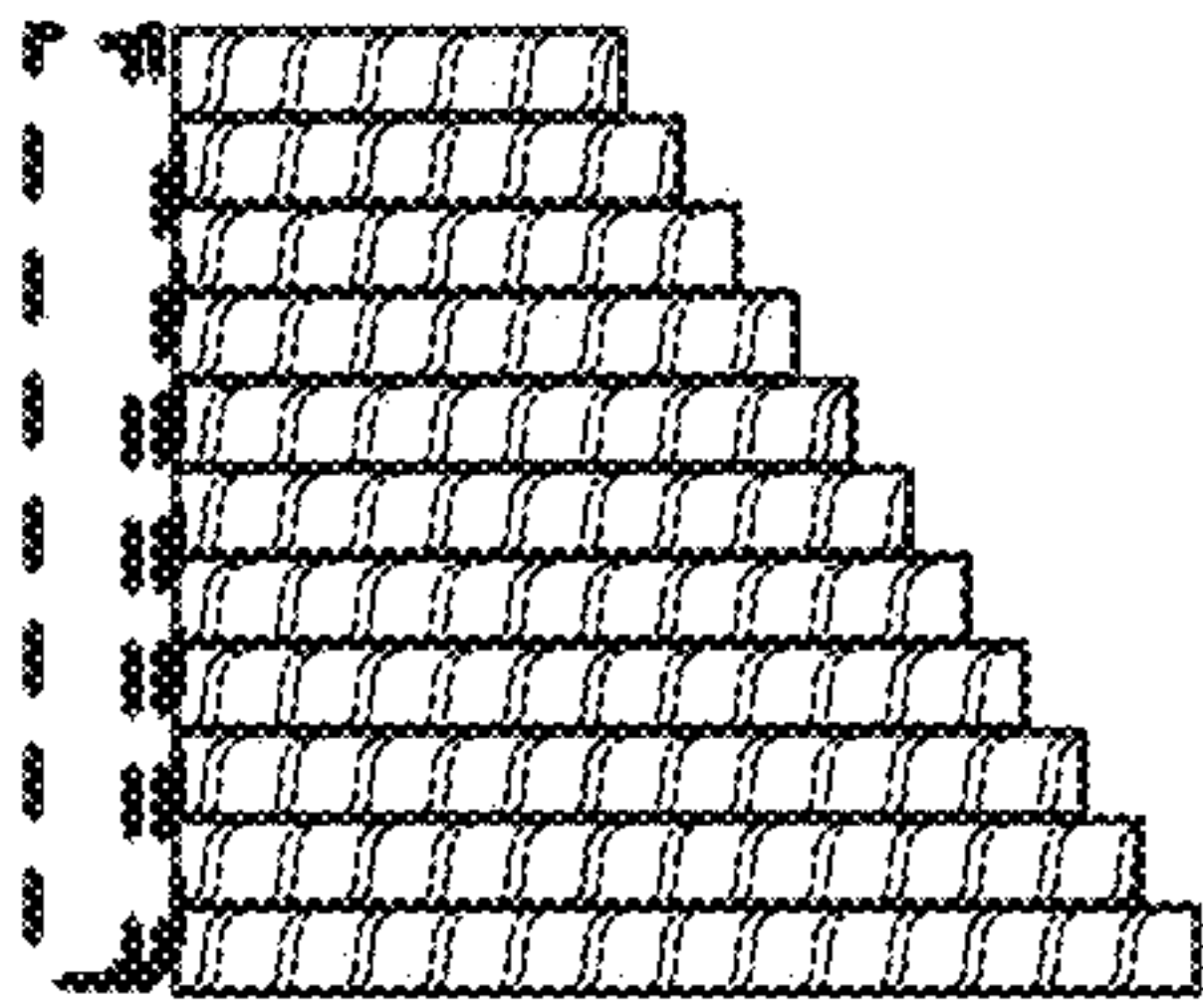


FIG. 3

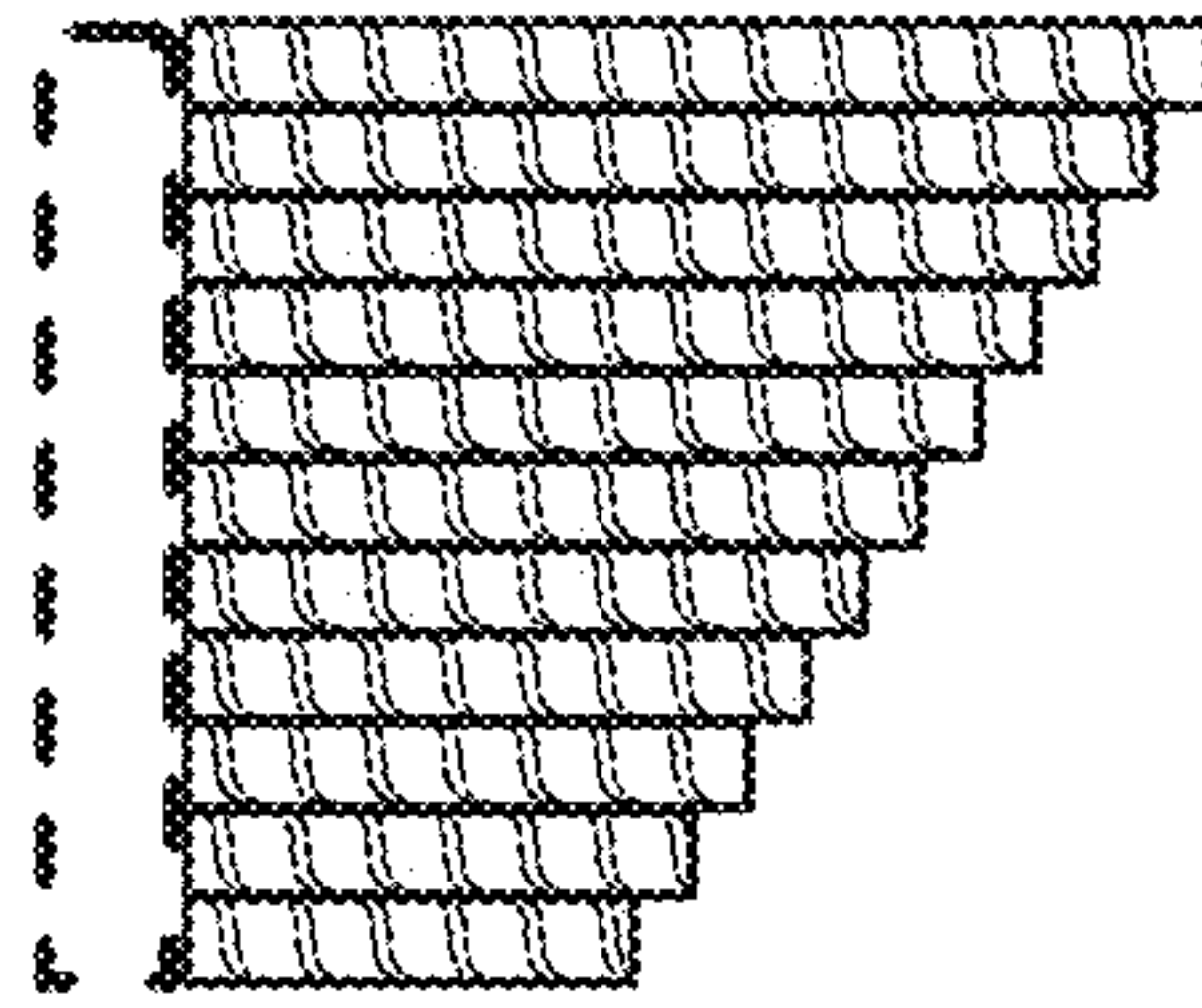


FIG. 4



FIG. 5



FIG. 6

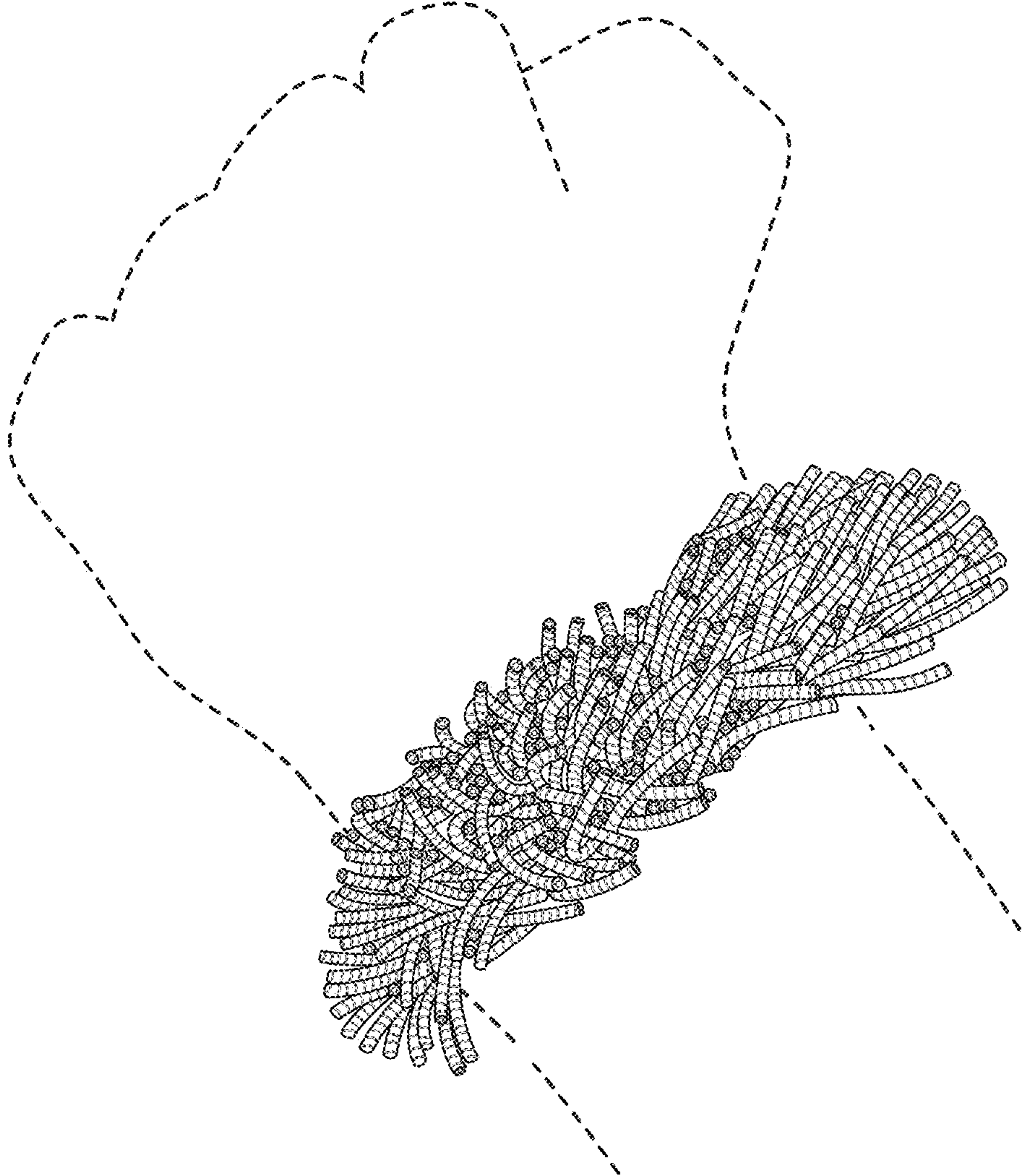


FIG. 7




FIG. 8




FIG. 9

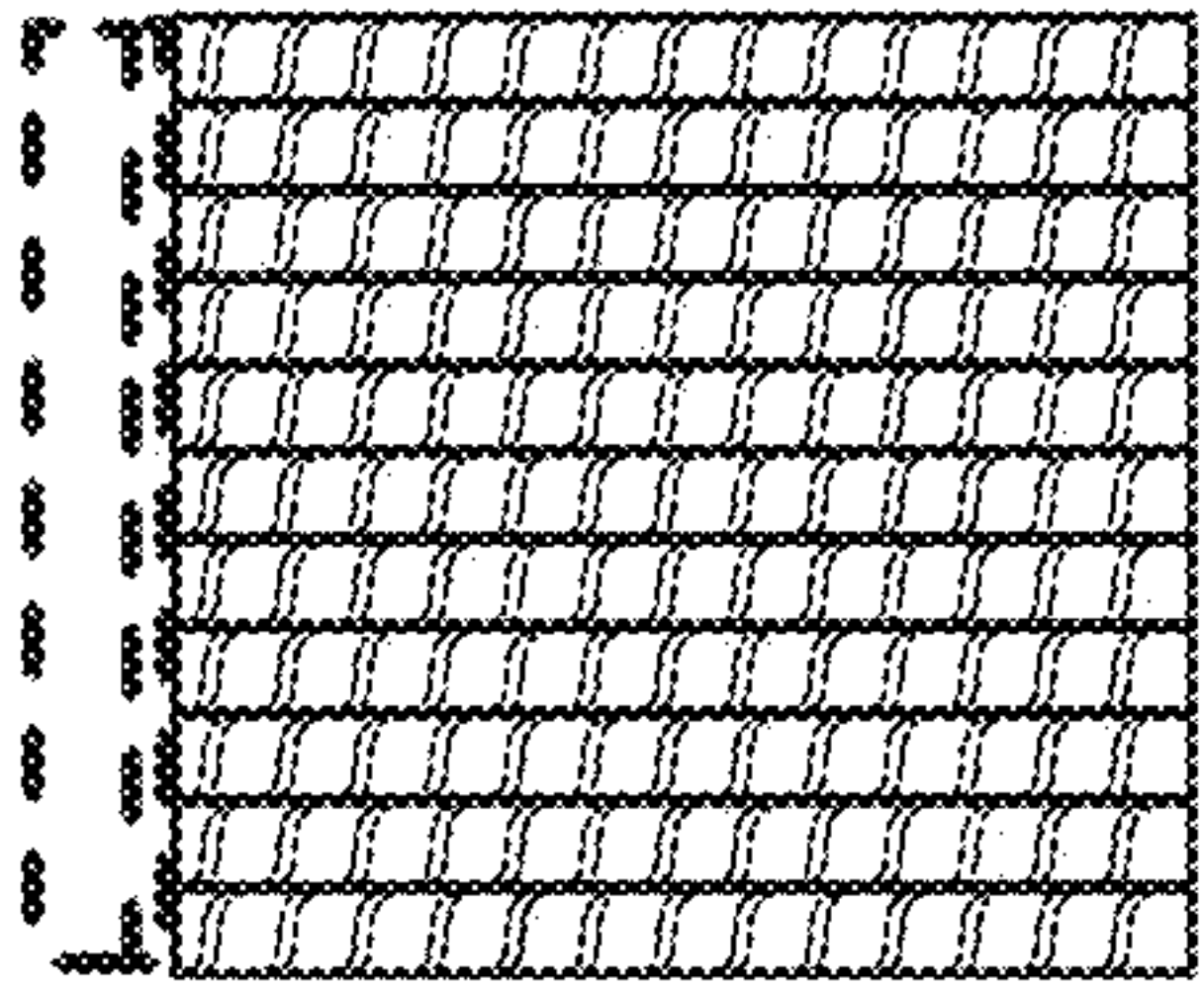


FIG. 10

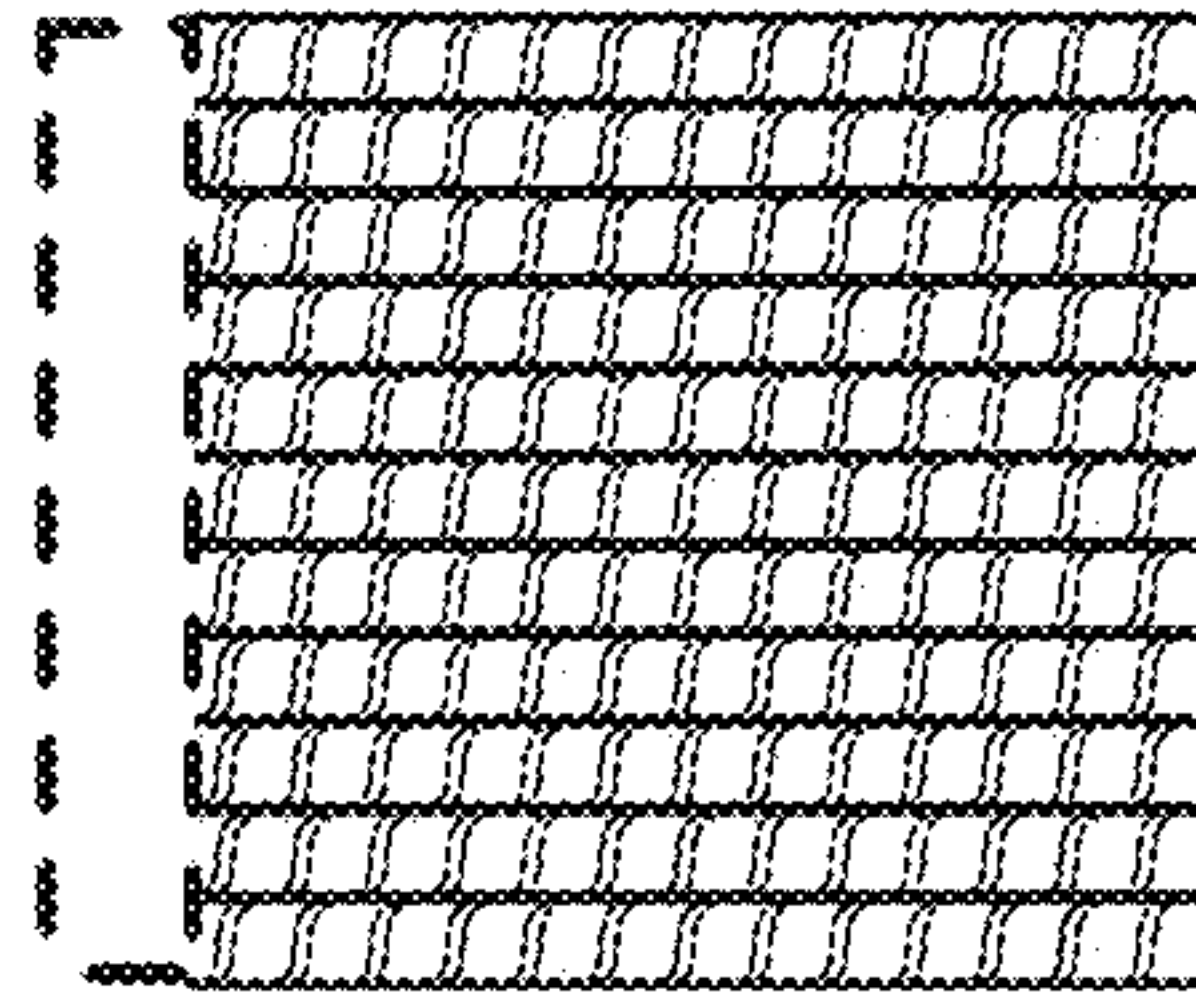


FIG. 11



FIG. 12




FIG. 13

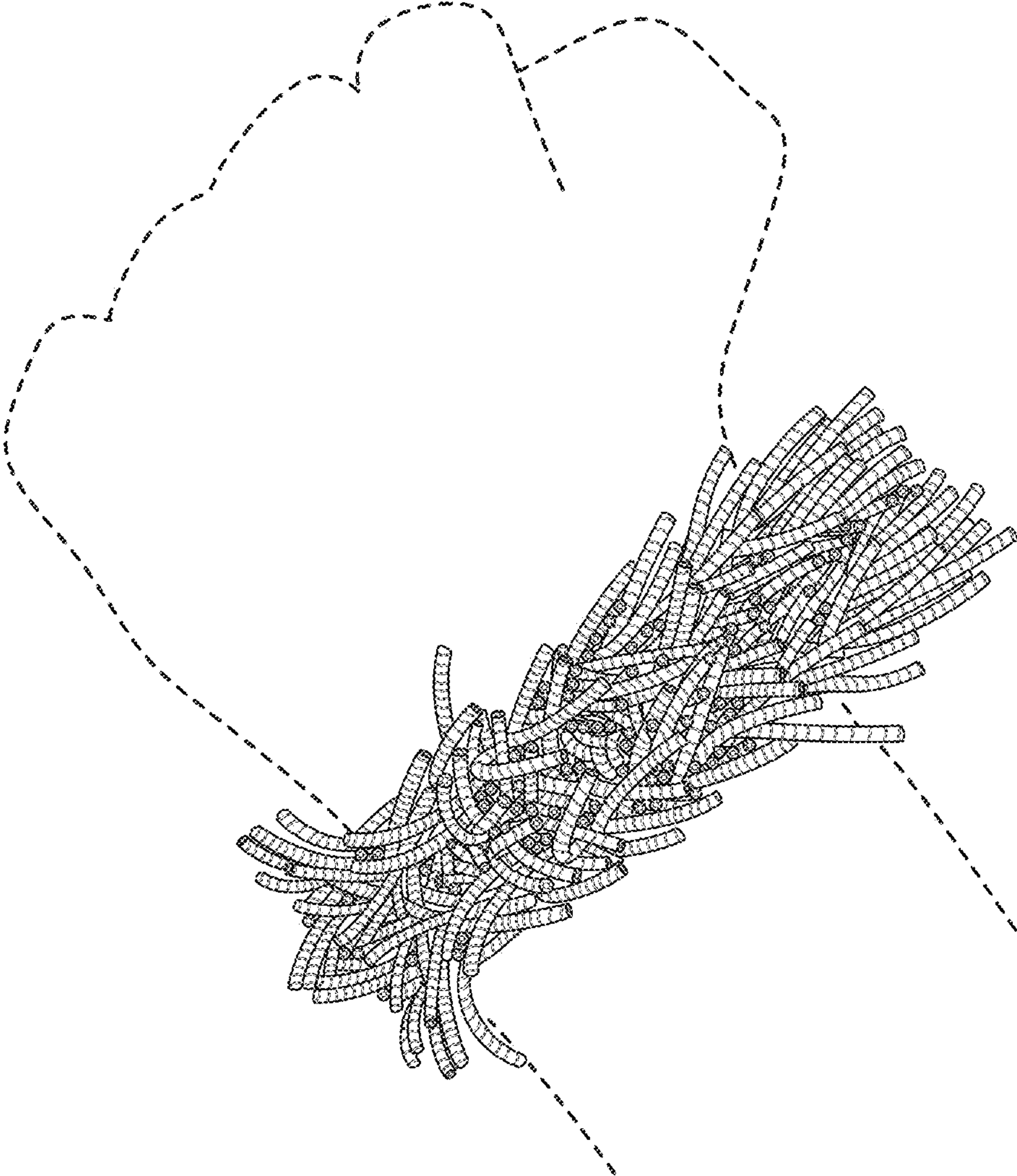


FIG. 14